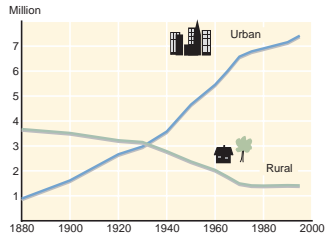


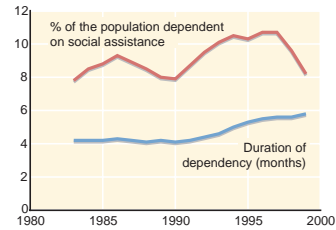
Appendix

Sweden in brief

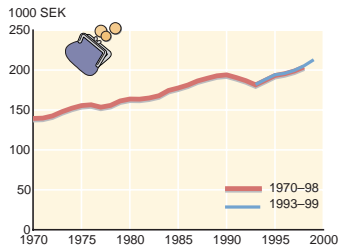
Inhabitants in Sweden



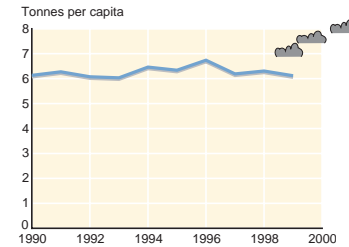
Dependency on social assistance



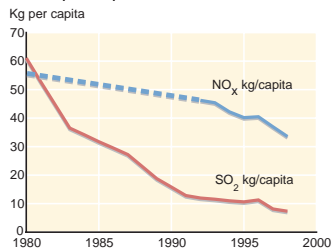
GDP per capita, constant prices at 1995 price level



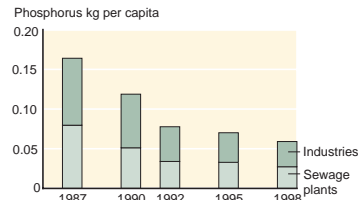
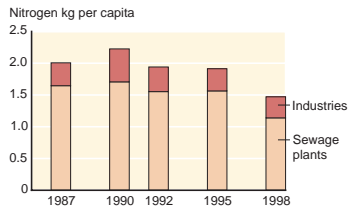
Emissions of carbon dioxide



Emissions of nitrogen oxides and sulphur dioxide, per capita

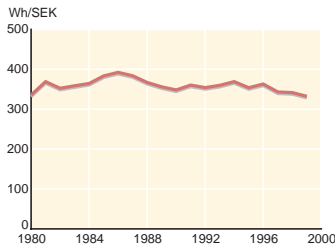


Discharge of nitrogen and phosphorus from coastal point sources

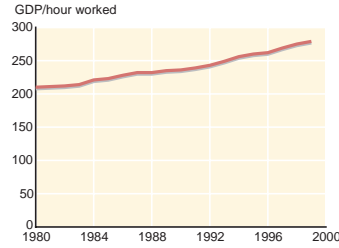


Toward sustainability: Efficiency

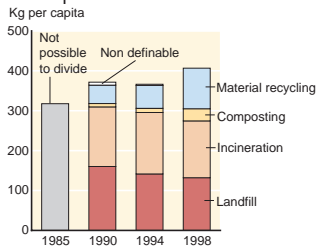
1. Total energy supply in relation to GDP, 1995 prices



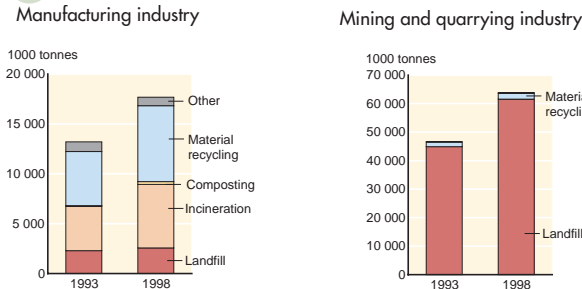
2. GDP per hour worked, constant prices, reference year 1995



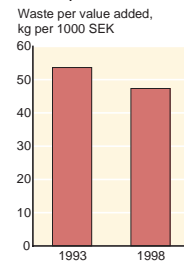
3a. Household waste – generated and disposed



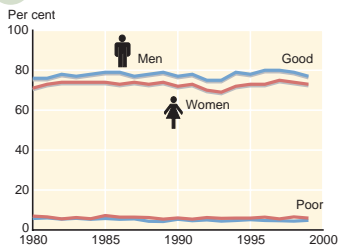
3b. Non-hazardous industrial waste, by method of treatment



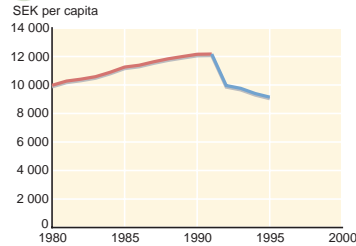
3c. Non-hazardous industrial waste per value added



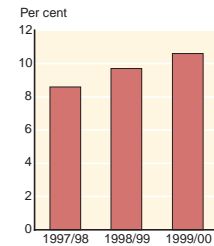
4a. Declared state of health



4b. Expenditures on health

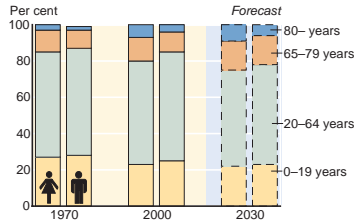


5. Proportion of pupils not qualifying for upper secondary schools

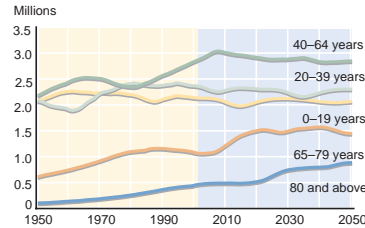


Toward sustainability: Contribution and Equality

6a. Population by age group



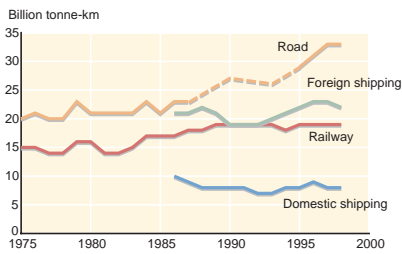
6b. Population by age group



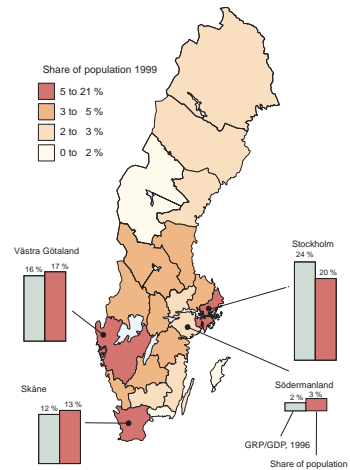
7a. County Index of GRP/capita Sweden = 100

Stockholm	126
Västernorrland	101
Kronoberg	101
Gävleborg	98
Norrbottn	97
Västmanland	97
Jönköping	96
Örebro	96
Västra Götaland	96
Dalarna	94
Kalmar	92
Blekinge	92
Halland	92
Västerbotten	92
Östergötland	91
Jämtland	91
Skåne	90
Värmland	90
Gotland	88
Uppsala	86
Södermanland	82

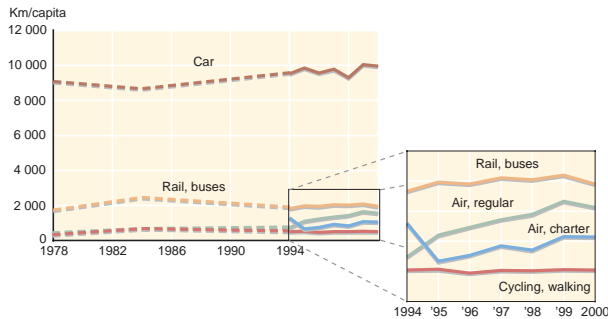
8a. Freight transport by rail, road and water



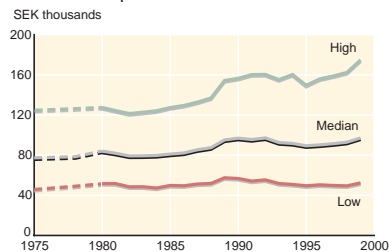
7b. Share of Sweden's population and GRP as a share of GDP



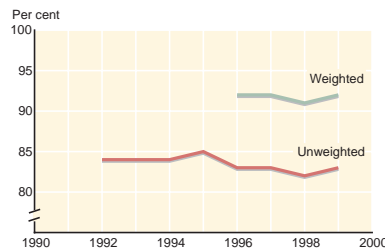
8b. Passenger transport



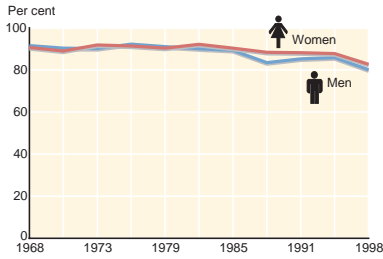
9 Disposable household income per consumption unit 1998 prices



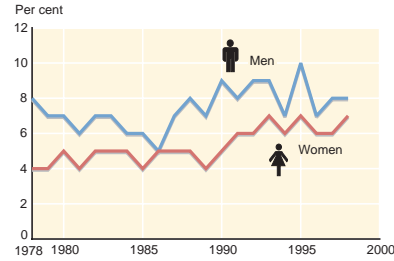
10. Women's salaries as a percentage of men's salaries



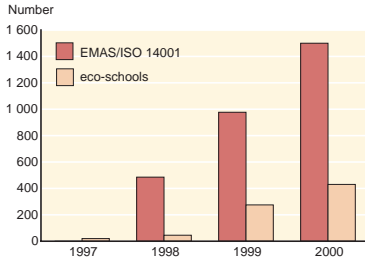
11. Electoral participation in elections to the Riksdag



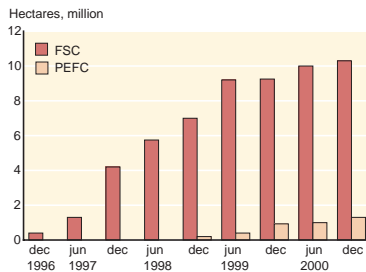
12. Proportion of the population reporting that they are exposed to violent crime or the threat of violence during the last 12 months



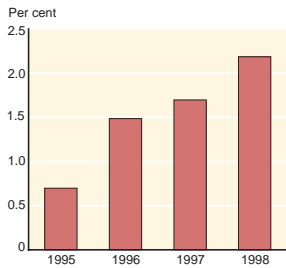
13a. Enterprises with EMAS or ISO 14001 certification and certified eco-schools



13b. Area with certified forestry

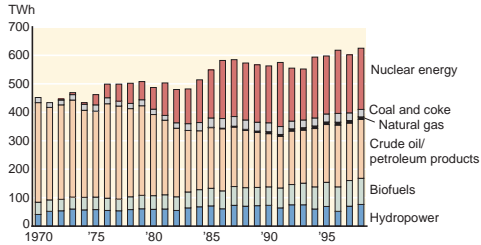


14. Purchases of ecolabelled products and services as a percentage of total private consumption

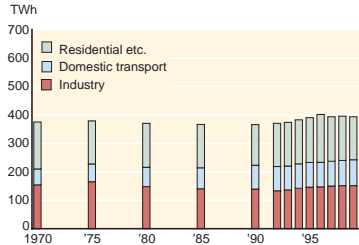


Toward sustainability: Adaptability

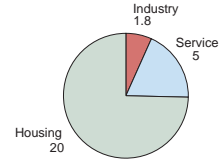
15a. Primary energy supply mix



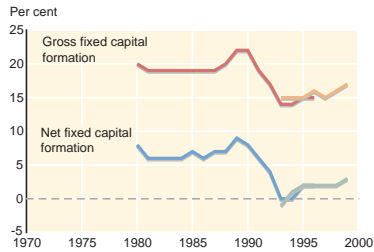
15b. Final energy use in industry, domestic transport sector and residential and service sectors



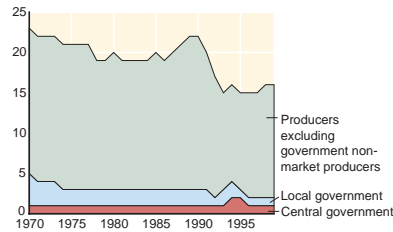
15c. Electricity for heating purposes 1995, TWh



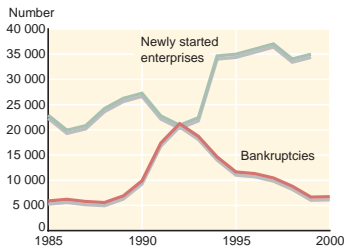
16a. Investments: Gross and Net fixed capital formation as share of GDP, current prices



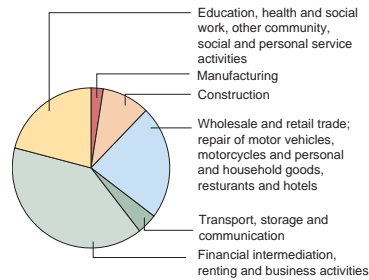
16b. Investments: Gross fixed capital formation as share of GDP, current prices



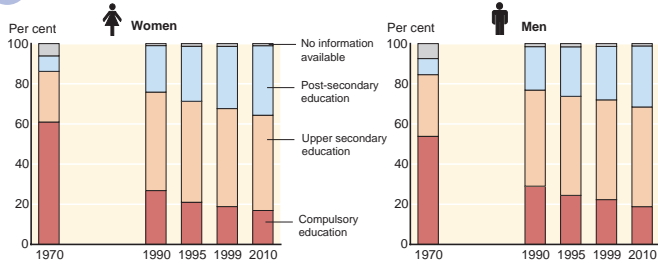
17a. Newly started enterprises and bankruptcies



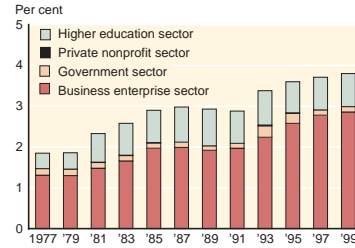
17b. Newly started enterprises by industry 1999



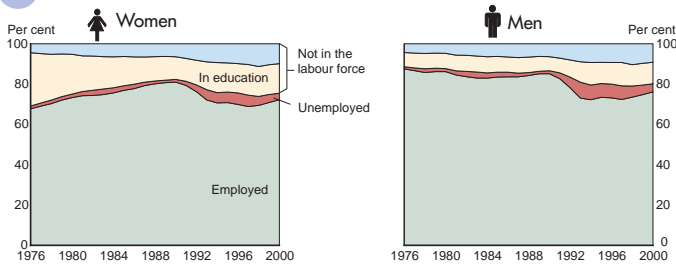
18. Level of education by sex



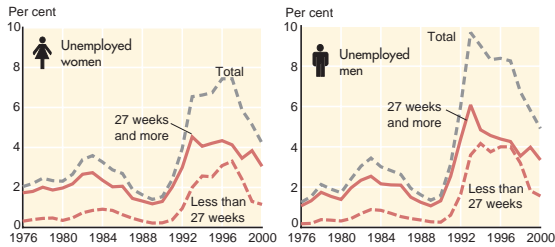
19. Total R&D in relation to GDP



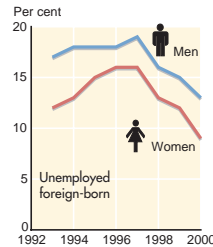
20a. Employment: Women and men aged 16-64 by activity status



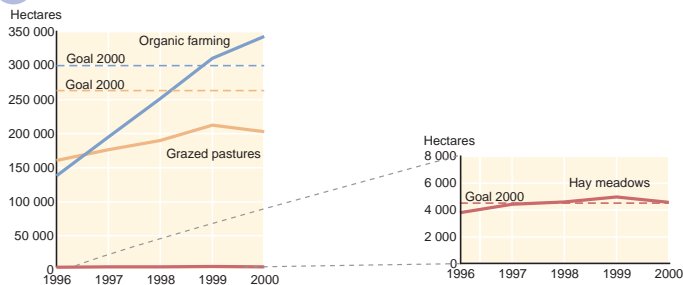
20b. Duration of unemployment proportion women, men in the labour force



20c. Proportion foreign-born in the labour force aged 16-64 unemployed

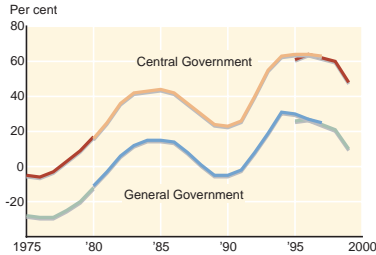


21. Organic farming, grazed pastures and hay meadows

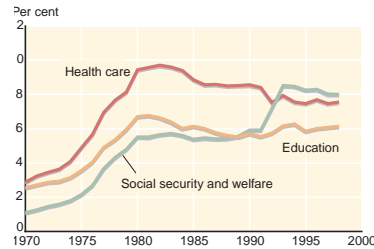


Toward sustainability: Values and resources for coming generations

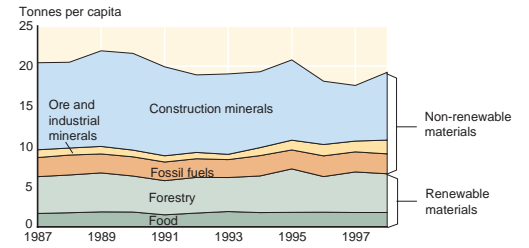
22. General Government and Central Government Net Debt in per cent of GDP, current prices



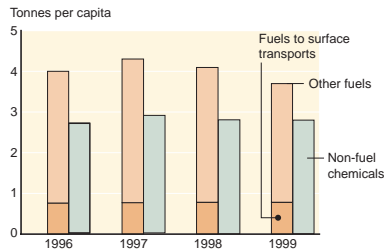
23. Share of GDP spent on health, education, welfare and social security



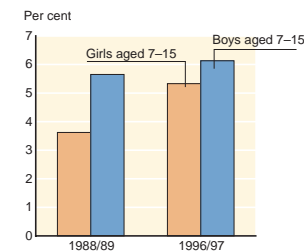
24. Direct Material Consumption



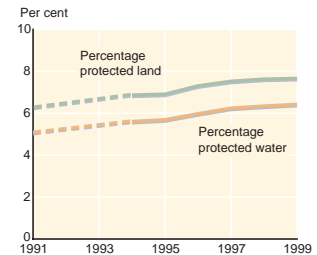
25. Quantities of chemicals hazardous to health and/or the environment



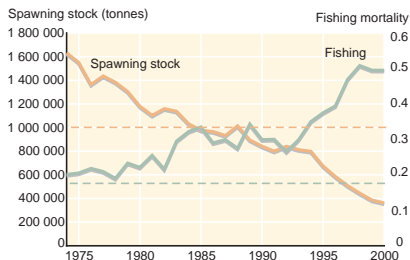
26. Prevalence of allergic asthma among school children



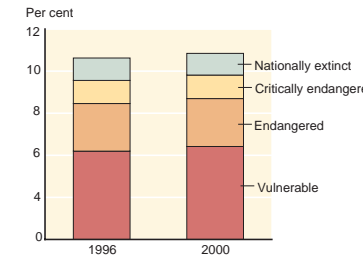
27. Protected area in Sweden, share of total area



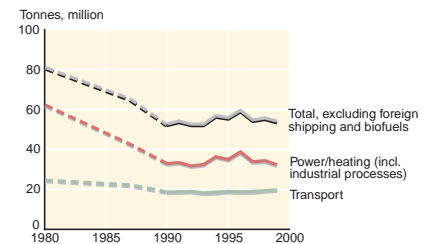
28. Exploitation of Baltic herring



29. Extinct and endangered species among assessed species



30. Emissions of carbon dioxide from different sources



Abbreviations

CAP	EU's Common Agriculture Policy
DMC	Direct Material Consumption
EEC	The European Economic Community
EMAS	The EU Eco-Management and Audit Scheme
ESA 95	European System of Accounts
EU	The European Union
Eurostat	The Statistical Office of the European Communities
FCCC	Framework Convention on Climate Change
FSC	Forest Stewardship Council
GDP	Gross Domestic Product
GRP	Gross Regional Product
ICES	International Council for Exploration of the Seas
IPCC	Intergovernmental Panel on Climate Change
ISO-14001	International Organization for Standardization
IUCN	International Union for Conservation of Nature and Natural Resources
NNP	Net National Product
NTS	National Travel Survey
OECD	Organisation for Economic Co-operation
PEFC	Pan-European Forest Certification
PPP	Purchasing Power Parity
SEK	The Swedish krona
SE-SIC	Swedish Industrial Standard Classification
SNA68	System of National Accounts
TWh	(tera watt hours) 1000 000 000 000 Wh
UC	Upplysningscentralen, Swedens leading business and credit information agency
UN	United Nations
VOC	Volatile organic compounds

References

International organizations

- Development Watch – Sustainable Development Indicators, UNDP, 1999.
- Indicators of Sustainable Development – A pilot study following the methodology of the UNCSD, European Commission and Eurostat, 1997.
- A Working Set of Core Indicators, OECD, DAC Indicators homepage <http://www.oecd.org/dac/indicators/>
- Towards Sustainable Development, Indicators to measure progress, OECD, 2000.
- Towards a Local Sustainable Profile – European Common Indicators, EU Sustainable Cities Information System homepage <http://www.sustainable-cities.org/>
- European Union Strategy for Sustainable Development, <http://europa.eu.int/comm/environment/eussd/index.htm>
- Sustainable development, a new course for the Nordic countries, the strategy document, Nordic Council of Ministers, 2001.
- Agenda 21 for the Baltic Sea Region, Biennial Report 2000, Baltic 21 Series No 1/2000.
- Monitoring of Baltic 21 Goals, Baltic 21 Series No 2/2000.
- Communication from the commission – Structural indicators, Commission of the European Communities, COM(2000) 594 final, 2000.
- Our common future, World Commission on Environment and Development - Oxford, 1987.
- Environmental signals 2000. European Environment Agency regular indicator report. <http://reports.eea.eu.int/>

Sweden

- Key indicators for ecologically sustainable development, a proposal from the Swedish Environmental Advisory Council, 1998.
- Gröna nyckeltal – följ den ekologiska omställningen (Key indicators in Swedish only), SOU 1999:177, Swedish Environmental Advisory Council, 1999.
- De Facto, Environmental objectives – our generation's responsibility, Swedish Environmental Protection Agency, 2000
- Sustainable Sweden – Progress Report on Measures Promoting Ecologically Sustainable Development, the Government presents a Communication to the Parliament every year, the latest publication number: Skr 2000/01:38.
- Environmental Indicators in Community Planning – A presentation of the literature, report from a joint project (SAMS), National Board of Housing, Building and Planning and the Swedish Environmental Protection Agency, SNV Rapport 5011, 2000.
- The future environment – our common responsibility, Final report of the Committee on Environmental Objectives. The publication is an English translation of the introduction and summary, SOU 2000:52.
- Naturmiljön i siffror 2000. The Natural Environment in Figures 2000, Sixth Edition, (in Swedish with English summary and subtitles), 2000, Statistics Sweden and Swedish Environmental Protection Agency
- System med indikatorer för nationell uppföljning av miljö kvalitetsmålen. A system for the follow – up of the environmental quality objectives, (in Swedish, with summary and proposal in English), SNV Rapport 5006, Swedish Environmental Protection Agency, 2000.

- The use of indicators in Spatial Planning SNV Rapport 5010, The National Board of Housing and Planning and the Swedish Environmental Protection Agency, 2000

Other countries

- Quality of life counts, Indicators for a strategy for sustainable development for the United Kingdom – A baseline assessment, Government Statistical Service, 2000.
- Signs of Sustainability, Finland’s indicators for sustainable development 2000, Finnish Environment Institute, 2000.
- Sustainable Development in Switzerland, Factors for an indicator system, A pilot study based on the methodology of UNCSD, Swiss Federal Statistical Office, 2000.

Cross-reference matrix

...see also indicator

		Efficiency					Contribution and Equality								Adaptability					Values and resources for...											
		1	2	3	4	5	6	7	8	9	10	11	12	13	14	15	16	17	18	19	20	21	22	23	24	25	26	27	28	29	30
Efficiency	1		1													1									1						1
	2	1								1							1	1	1	1	1			1							
	3												1												1						
	4						1		1										1		1		1			1					
	5									1									1		1		1								
Contribution and Equality	6			1																	1										
	7								1																						
	8			1			1									1	1							1	1	1					1
	9				1						1								1		1										
	10									1									1		1		1								
	11									1									1		1										
	12			1					1	1									1		1										
	13		1				1	1						1		1	1	1						1	1						
14												1									1				1						
Adaptability	15	1							1				1						1				1							1	
	16		1	1					1				1						1				1								
	17		1										1						1	1											
	18		1	1	1					1	1							1		1			1								
	19		1															1		1											
Values and resources...	20		1	1	1		1			1	1							1		1			1								
	21												1	1												1		1		1	
	22				1																1										
	23		1		1	1					1								1				1	1							
	24	1		1					1				1		1	1					1				1					1	
	25								1				1	1	1						1			1							
	26			1					1														1								
	27												1																1		
	28																				1								1		
	29												1								1							1	1		
30	1							1							1								1								

Environmental objectives

– our generation's responsibility

The Swedish Parliament has established 15 objectives for environmental quality that describe the qualities our environment and our common natural and cultural resources must have in order to be ecologically sustainable. The overall aim is for us to be able to hand over a society to the next generation in which the major environmental problems have been solved.

- Clean air
- High-quality groundwater
- Sustainable lakes and watercourses
- Flourishing wetlands
- A balanced marine environment, sustainable coastal areas and archipelagos
- No eutrophication
- Natural acidification only
- Sustainable forests
- A varied agricultural landscape
- A magnificent mountain landscape
- A good urban environment
- A non-toxic environment
- A safe radiation environment
- A protective ozone layer
- Limited influence on climate