
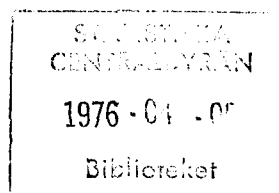


Befolknings- förändringar 1975

Del 2
Flyttning mellan kommuner



Sveriges officiella statistik
Statistiska centralbyrån
Stockholm 1976



INLEDNING TILL

Befolkningsstatistik Inrikes och utrikes flyttningar

Flyttningsstatistiken har under åren 1991-1996 publicerats i *Befolkningsstatistik del 2* och från 1997 *Befolkningsstatistik del 1-2*. Mellan 1967 och 1990 redovisades statistiken i *Befolkningsförändringar del 2 : flyttning mellan kommuner*, under åren 1967- 1972 med undertiteln ”Flyttning mellan kommunblock”. Tidigare har uppgifter om flyttningar mellan kommunblock publicerats i serien *SM* och återfinns för åren 1963-1966 i B 1965:17, Be 1966:13 och 18 samt Be 1967:20.

Uppgifter om inrikes flyttningar till och från de olika kommunblocken efter de flyttandes kön och ålder har publicerats 1961-1966 i *SM*. Rapporterna har beteckningen B 1965:9, 13 och 14, Be 1966:12 och 18 samt Be 1967:20. Utrikes flyttningar har tidigare redovisats i *Inrikes- och utrikes flyttningar 19xx* i *SM* under åren 1971-1990.


Från och med 2002 publiceras befolkningsstatistiken på www.scb.se

Befolkningsförändringar 1975. Del 2, Flyttning mellan kommuner. = Population Changes 1975. Part 2, Migration between communes.

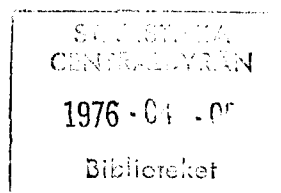
Digitaliserad av Statistiska centralbyrån (SCB) 2010.

Befolknings- förändringar 1975

Del 2
Flyttning mellan kommuner



Sveriges officiella statistik
Statistiska centralbyrån
Stockholm 1976



Population Changes 1975

Part 2

Migration between communes

Official Statistics of Sweden
National Central Bureau of Statistics
Stockholm 1976

Tidigare publicering

Publikationen har sedan 1967 utgivits med samma titel men för åren 1967--1972 med underrubriken »Flyttning mellan kommunblock». Tidigare har uppgifter om flyttning mellan kommunblock, publicerats i serien Statistiska meddelanden (SM) och återfinns för åren 1963 1966 i resp SM B 1965:17, Be 1966:13 och 18 samt Be 1967:20.

Uppgifter om inrikes flyttning till och från de olika kommunblocken efter de flyttandes kön och ålder i femårsklasser har publicerats 1961--1966 i SM. Rapporterna har följande numrering SM B 1965:9, 13 och 14, Be 1966:12 och 18 samt Be 1967:20.

Previous publication

Since 1967 the reports had the same title but for the years 1967--1972 the subheading was »Migration between co-operating communes». For the years 1963 1966 reports of migration between co-operating communes have been published in the statistical Reports series (SM B 1965:17, Be 1966:13 and 18 and Be 1967:20).

Reports of internal migration between co-operating communes by sex and age of in-migrants and out-migrants have previously been published for the years 1961--1966 in the Statistical Reports series (SM B 1965:9, 13 and 14, Be 1966:12 and 18 and Be 1967:20).

Published by
the National Central Bureau of Statistics, S-102 50 Stockholm

LiberFörlag/Allmänna Förlaget
ISBN 91-38-02835-2

Printed in Sweden
Civiltryck AB, Stockholm 1976

Förord

Statistiska centralbyrån (SCB) framlägger härmed andra delen av *Befolkningsförändringar 1975*, som redovisar flyttningsstatistik för län och kommuner. Tabellernas utseende överensstämmer med föregående års. Några definitionsändringar av de ingående variablerna har inte gjorts sedan 1968 års statistik. I *Befolkningsförändringar del 1* redovisas uppgifter om födda, döda och flyttningar för bl a län, kommuner och församlingar.

Publikationen har redigerats av byrådirektör Erik Liljegen.

Stockholm i februari 1976

INGVAR OHLSSON

Curt Nilsson

Innehåll

Contents

| | | |
|-----|---|--|
| 5 | Svensk-engelsk ordlista | List of terms |
| 6 | Sammanfattning på engelska | Summary in English |
| 7 | Inledning | Introduction |
| | Tabeller | Tables |
| 10 | 1 Inflyttade och utflyttade fördelade på län och utlandet inkl överföringar från och till obefintligregistret kommunvis 1975 | 1 Migration by county and to foreign countries by commune including persons transferred from and to the »residence unknown» register 1975 |
| 48 | 2 Inrikes omflyttning mellan kommuner samt immigranter, emigranter och överförda från och till obefintligregistret kommunvis 1975 | 2 Internal migration between communes and immigrants, emigrants and persons transferred from and to the »residence unknown» register by commune 1975 |
| 134 | 3 Flyttningar till och från storstadsområdena fördelade på län, utlandet, kön och ålder 1975 | 3 Migration to and from the three biggest towns with suburbs by county, foreign countries, sex and age 1975 |
| 140 | 4 Flyttningar efter kön, ålder och medborgarskap för län 1975 | 4 Migration by sex, age and citizenship by county 1975 |
| 148 | 5 Flyttningar efter kön, ålder och medborgarskap för A-regioner 1975 | 5 Migration by sex, age and citizenship by A-region (aggregate of communes) 1975 |
| 172 | 6 Flyttningar efter kön, ålder och medborgarskap för kommuner 1975 | 6 Migration by sex, age and citizenship by communes 1975 |
| | Register | Alphabetical Indexes |
| 265 | Sidhänvisning för tabell 4 avseende län | Page reference of table 4 concerning counties |
| 265 | Sidhänvisning för tabell 5 avseende A-regioner | Page reference of table 5 concerning A-regions (aggregate of communes) |
| 266 | Sidhänvisning för tabell 6 avseende kommuner | Page reference of table 6 concerning communes |
| | Bilagor | Appendices |
| 269 | 1 Omfattning av A-regionerna | 1 Coverage of A-regions (aggregate of communes) |
| 273 | 2 AVIPAK (standardiserade tabeller avseende befolkningsförändringar) | 2 AVIPAK (Set of standardized tables concerning population changes) |

List of terms

| | |
|--|--|
| A-region | A-region (aggregate of communes) |
| flyttningar inom området flyttningsöverskott | intra-regional migration net-migration |
| in inflyttning inflyttning till | into in-migration place of arrival |
| kommun kommunens namn kommunens nummer kvinnor (KV) | commune name of commune codenumber of commune women |
| län | county |
| män (M) | men |
| nettoinflyttning | net-migration |
| obefintligregister (OB) | register of people with »residence unknown» |
| omflyttning av utlänningar | migration by aliens |
| samtliga summa | total total |
| ut utflyttade från utflyttning utlandet | out of place of departure out-migration abroad |
| ålder vid årets slut | age at the end of the year |

Summary

This report contains data about migration. The basic material consists of reports of changes recorded on magnetic tapes, which are sent from the County Boards to the Register of the Total Population (RTB) kept by the National Central Bureau of Statistics. The term migration is defined as movement by a person over a parish border. The time reference for the migration data is the week when the Data office of the County Board records the migration.

The tables show migration between communes according to the administrative subdivision, Jan. 1, 1975.

Table 1 shows the migration for communes by county and foreign countries. Persons transferred from and to the »residence unknown» register are included. Table 2 presents internal migration between communes and immigrants, emigrants, and persons transferred from and to the »residence unknown» register by commune. Table 3 shows the migration for the three biggest towns by county, foreign countries, sex and age. In this table persons transferred from and to the »residence unknown» register are excluded.

The columns of »inflyttning» (= in-migration), »utflyttning» (= out-migration) and »nettoinflyttning» (= net-migration) in the tables 4–6 present the number of migrants passing the border of certain region.

Aliens moving over the border of the region are presented separately in the columns of »omflyttning av utlänningar» (= migration by aliens). In the column of »flyttningar inom området» (= intraregional migration) data are published about the migration between parishes in the geographical region treated in the table.

Inledning

Rapporten redovisar flyttningar mellan kommuner. Vidare redovisas flyttningar kommunvis fördelade på län och utlandet. En motsvarande tabell finns även för storstadsområdena. Vidare finns uppgifter för län, A-regioner och kommuner om inflyttning, utflyttning, nettoflyttning inom resp område efter kön och ålder samt dessutom omflyttning av utlänningar.

1 Primärmaterial

SCBs register över totalbefolkningen (RTB) erhåller veckovis ändringsmeddelanden i form av magnetband från länsstyrelserna. Magnetbanden framställs i samband med uppdateringen av länsstyrelsernas register. Utgångsmaterialet för uppdateringen är de av pastorsämbetet och den lokala skattemyndigheten till länsstyrelsen aviserade förändringarna som tex födelse, flyttning, dödsfall, civilståndsåndring, namnbyte. De ändringsmeddelanden till RTB som avser flyttningar utgör primärmaterial till denna rapport.

2 Definitioner

De flyttningar som redovisas i statistiken är flyttningar över församlingsgräns. Kyrkobokföringsdistrikt likställs med församling i flyttningstatistiken. Om en församling är delad på två kommuner betraktas varje församlingsdel som en församling i flyttningstatistiken.

Flyttningstidpunkten definieras som den vecka då flyttningen registrerades vid länsstyrelsens datakontor. För inrikes flyttning över länsgräns registreras flyttning både vid ut- och inflyttningsslänets datakontor. Med flyttningstidpunkten i detta fall avses registreringsvecka vid utflyttningsslänets datakontor.

Åldersbegreppet avser i samtliga tabeller åldern vid årets slut dvs efter födelseår.

Det bör observeras, att registreringen av flyttningen i allmänhet sker några veckor efter det att den faktiska flyttningen ägt rum. I ett stort antal fall torde den faktiska flyttningen ha ägt rum betydligt tidigare än tidpunkten för registreringen.

3 Annan befolkningsstatistik

I Befolkningsförändringar del 1 publiceras mer översiktliga uppgifter om födda, döda, inrikes och utrikes flyttningar samt folkökning för i första hand län, kommuner och församlingar, men även för storstadsområden samt A-regioner.

I Befolkningsförändringar del 3 beskrivs de demografiska ändringskomponenterna mer ingående på läns- och riksnivå.

Folkmängdsuppgifter för län, storstadsområden, kommuner och församlingar lämnas i Folkmängd del 1. I Folkmängd del 2 redovisas uppgifter för kyrkliga och judiciella indelningar. I Folkmängd del 3 redovisas folkmängden efter kön, ålder, civilstånd och medborgarskap för län, A-regioner, storstadsområden och kommuner.

I serien Statistiska meddelanden (SM) har flyttningssuppgifter för 1975 lämnats för hela riket och länen i nr Be 1976:3.

Preliminära förändringsuppgifter för län och kommun publiceras kvartalsvis i statistiska meddelanden, undergrupp Be i form av AVIPAK¹-tabell 12. Förutom den tabell som publiceras i SM produceras AVIPAK-tabellerna 4 och 11 kvartalsvis och sänds till länsstyrelser, landsting och kommuner i form av ratabeller. Även de AVIPAK-tabeller som produceras avseende ett helt år sänds till ovanstående mottagare i ratabellform. Samtliga ratabeller finns även tillgängliga vid SCBs produktionsfilial i Örebro hos enheten för befolkningsstatistik.

4 Tabellerna

Tabellerna 1, 2 och 6 ger fr o m 1973 flyttningssuppgifter kommunvis. Tidigare redovisades i dessa tabeller kommunblocksstatistik.

I tabell 3 ingår inte överföringar till och från obefintligregistret, däremot ingår dessa överföringar i övriga tabeller.

I tabellerna 4--6 redovisas i kolumnerna inflyttning, utflyttning och nettoflyttning sådana personer som flyttat över

1) AVIPAK beskrivs närmare i bilaga 2.

områdesgränsen. In- och utvandrare och överförda från och till obefintligregistret ingår i dessa kolumner.

Kolumnerna omflyttning av utlänningar anger det antal utländska medborgare som flyttat in i och ut ur området. Observera att det inte enbart är immigranter och emigranter (med undantag av svenska medborgare) som redovisas här utan också omflyttning av utlänningar inom Sverige. Flyttningar inom området särredovisas. I de fall kommunen endast består av en församling, kan definitionsmässigt inga flyttningar inom området särredovisas.

5 Områdenas omfattning

Flyttningsstatistiken presenteras enligt indelningen den 1 januari 1975. Kommunernas omfattning framgår av Meddelanden i samordningsfrågor (MiS) nr 1973:8. Omfattningen av A-regionerna framgår av bilaga 1.

6 Kvalitetskontroll

De inkomna uppgifterna underkastas maskinell granskning.

Då det gäller flyttningar godkänns endast sådana flyttningar där in- och utflyttningsförsamlingen har valida koder. I länsstyrelsens ADB-rutin rättas den felaktiga flyttningen på så sätt att en ny flyttning aviseras. I detta fall meddelas att flyttningen sker från den felaktiga koden till den rätta. Av dessa två felaktiga flyttningar bildas en korrekt flyttning som ingår i statistiken. I de fall en flyttning är felaktig men församlingskoderna valida, godkänns denna flyttning och även rättelserna godkänns. I sådana fall kommer en flyttning att redovisas som två. Frekvensen av detta fel har inte undersökts.

7 AVIPAK

Sedan 1972 producerar SCB en uppsättning standardiserade tabeller under samlingsnamnet AVIPAK. Statistiken i AVIPAK belyser de fortlöpande befolkningsförändringarna i bl a församlingar, kommuner och län. AVIPAK presenteras i bilaga 2 i denna publikation.

Tabeller

Tables

Tabell 1 Inflyttade och utflyttade fördelade på län och utlandet inkl överföringar från och till obefintligregistret kommunvis 1975

Migration by county and to foreign countries by commune including persons transferred from and to the »residence unknown» register 1975

| KOMMUN | | | LÄN | | | | | | | | | |
|--------|----------------|-------|------------------------|---------------------|--------------------------------|--------------------------------|-----------------------------|------------------------|--------------------|----------------------|----------------------|--------------------------------|
| | | | STOCK- HOLMS LÄN | UPP- SALA LÄN | SÖDER- MAN- LANDS LÄN | ÖSTER- GÖT- LANDS LÄN | JÖN- KÖ- PINGS LÄN | KRONO- BERGS LÄN | KAL- MAR LÄN | GÖT- LANDS LÄN | BLE- KINGE LÄN | KRI- STIAN- STADS LÄN |
| 0114 | UPPLANDS-VÄSBY | INFL | 1973 | 113 | 45 | 33 | 20 | 2 | 14 | 5 | 9 | 7 |
| | | UTFL | 1145 | 92 | 25 | 98 | 21 | 6 | 47 | 7 | 7 | 11 |
| | | NETTO | 828 | 21 | 20 | -65 | -1 | -4 | -33 | -2 | 2 | -4 |
| 0115 | VALLENTUNA | INFL | 922 | 27 | 11 | 7 | 3 | 2 | 3 | 6 | 7 | 14 |
| | | UTFL | 665 | 47 | 8 | 39 | 9 | 6 | 11 | 7 | 7 | 1 |
| | | NETTO | 257 | -20 | 3 | -32 | -6 | 2 | -3 | -5 | | 13 |
| 0120 | VÄRMÖ | INFL | 1064 | 11 | 28 | 14 | 5 | 3 | 15 | 3 | 5 | |
| | | UTFL | 676 | 13 | 40 | 22 | 7 | 8 | 14 | 6 | | 3 |
| | | NETTO | 388 | -2 | -12 | -8 | -2 | -5 | 1 | -3 | 5 | -3 |
| 0123 | JÄRFÄLLA | INFL | 2490 | 107 | 52 | 53 | 20 | 39 | 20 | 8 | 12 | 19 |
| | | UTFL | 2873 | 330 | 80 | 148 | 80 | 48 | 23 | 13 | 21 | 28 |
| | | NETTO | -383 | -223 | -28 | -95 | -60 | -9 | -3 | -5 | -9 | -9 |
| 0125 | EKERÖ | INFL | 915 | 19 | 35 | 10 | 13 | 3 | 14 | 3 | 2 | 1 |
| | | UTFL | 630 | 12 | 39 | 29 | 21 | 7 | 9 | 14 | 2 | 2 |
| | | NETTO | 285 | 7 | -4 | -19 | -8 | -4 | 5 | -11 | | -1 |
| 0126 | HUDDINGE | INFL | 5153 | 90 | 110 | 81 | 35 | 66 | 43 | 23 | 15 | 23 |
| | | UTFL | 4816 | 138 | 141 | 83 | 38 | 20 | 37 | 17 | 22 | 38 |
| | | NETTO | 337 | -48 | -31 | -2 | -3 | 46 | 6 | 6 | -7 | -15 |
| 0127 | BOTKYRKA | INFL | 7095 | 88 | 232 | 155 | 83 | 110 | 92 | 35 | 50 | 29 |
| | | UTFL | 5637 | 124 | 248 | 161 | 30 | 33 | 71 | 28 | 42 | 43 |
| | | NETTO | 1458 | -36 | -16 | -6 | 53 | 77 | 21 | 7 | 8 | -14 |
| 0136 | HANINGE | INFL | 2986 | 62 | 74 | 59 | 20 | 15 | 27 | 14 | 36 | 25 |
| | | UTFL | 3290 | 108 | 92 | 104 | 24 | 27 | 43 | 31 | 35 | 47 |
| | | NETTO | -304 | -46 | -18 | -45 | -4 | -12 | -16 | -17 | 1 | -22 |
| 0138 | TYRESÖ | INFL | 1877 | 42 | 21 | 34 | 15 | 4 | 19 | 11 | 10 | 11 |
| | | UTFL | 1693 | 50 | 65 | 67 | 7 | 10 | 33 | 6 | 7 | 12 |
| | | NETTO | 184 | -8 | -44 | -33 | 8 | -6 | -14 | 5 | 3 | -1 |
| 0139 | UPPLANDS-BRO | INFL | 1353 | 147 | 24 | 17 | 1 | 11 | 13 | 1 | 4 | 8 |
| | | UTFL | 724 | 165 | 36 | 28 | 11 | 13 | 1 | 1 | 4 | 2 |
| | | NETTO | 629 | -18 | -12 | -11 | -10 | -2 | 12 | | | 6 |
| 0160 | TÄBY | INFL | 2869 | 65 | 36 | 44 | 24 | 12 | 8 | 8 | 22 | 12 |
| | | UTFL | 2099 | 99 | 41 | 91 | 59 | 18 | 27 | 26 | 12 | 29 |
| | | NETTO | 770 | -34 | -5 | -47 | -35 | -6 | -19 | -18 | 10 | -17 |
| 0162 | DANDERYD | INFL | 1329 | 29 | 19 | 23 | 8 | 3 | 10 | 4 | 9 | 12 |
| | | UTFL | 1524 | 40 | 19 | 38 | 21 | 11 | 4 | 15 | 3 | 20 |
| | | NETTO | -195 | -11 | | -15 | -13 | -8 | 6 | -11 | 6 | -8 |
| 0163 | SOLLENTUNA | INFL | 2922 | 122 | 52 | 49 | 32 | 24 | 19 | 10 | 9 | 22 |
| | | UTFL | 2379 | 122 | 41 | 123 | 27 | 15 | 19 | 16 | 6 | 40 |
| | | NETTO | 543 | | 11 | -74 | 5 | 9 | | -6 | 3 | -18 |
| 0180 | STOCKHOLM | INFL | 20726 | 881 | 804 | 767 | 417 | 244 | 350 | 196 | 187 | 237 |
| | | UTFL | 25206 | 929 | 858 | 1027 | 461 | 180 | 349 | 198 | 136 | 262 |
| | | NETTO | -4480 | -48 | -54 | -260 | -44 | 64 | 1 | -2 | 51 | -25 |
| 0181 | SÖDERTÄLJE | INFL | 1427 | 136 | 535 | 219 | 80 | 66 | 99 | 28 | 29 | 31 |
| | | UTFL | 1795 | 125 | 919 | 169 | 105 | 26 | 98 | 45 | 26 | 38 |
| | | NETTO | -368 | 11 | -384 | 50 | -25 | 40 | 1 | -17 | 3 | -7 |

| MALMÖ- HUS LÄN | HAL- LANDS LÄN | GÖTE- BORGS- BOHUS- LÄN | ÄLVS- BORGS LÄN | SKARA- BORGS LÄN | VÄRM- LANDS LÄN | ÖRE- BRO LÄN | VÄST- MAN- LANDS LÄN | KOP- PAR- BERGS LÄN | GÄVLE- BORGS LÄN | VÄSTER- NORR- LANDS LÄN | JÄMT- LANDS LÄN | VÄSTER- BOT- TENS LÄN | NORR- BOT- TENS LÄN | UT- LÄN- DET | SAMT- LIGA |
|----------------------|----------------------|----------------------------------|-----------------------|------------------------|-----------------------|--------------------|-------------------------------|------------------------------|------------------------|----------------------------------|-----------------------|--------------------------------|------------------------------|--------------------|---------------|
| 93 | 14 | 38 | 38 | 23 | 24 | 40 | 93 | 53 | 46 | 79 | 26 | 46 | 53 | 326 | 3213 |
| 52 | 14 | 24 | 21 | 14 | 24 | 15 | 45 | 84 | 69 | 72 | 29 | 37 | 61 | 158 | 2178 |
| 41 | | 14 | 17 | 9 | | 25 | 48 | -31 | -23 | 7 | -3 | 9 | -8 | 168 | 1035 |
| 40 | 1 | 32 | 9 | 7 | 5 | 9 | 10 | 12 | 15 | 10 | 7 | 12 | 8 | 59 | 1239 |
| 22 | 9 | 16 | 11 | 6 | 5 | 5 | 19 | 26 | 23 | 22 | 12 | 10 | 23 | 66 | 1068 |
| 18 | -8 | 16 | -2 | 1 | 1 | 4 | -9 | -14 | -8 | -12 | -5 | 2 | -15 | -7 | 171 |
| 26 | 1 | 16 | 6 | 9 | 9 | 8 | 9 | 16 | 10 | 9 | 10 | 2 | 7 | 253 | 1539 |
| 2 | 4 | 6 | 4 | 8 | 11 | 5 | 13 | 18 | 23 | 26 | 24 | 9 | 11 | 116 | 1069 |
| 24 | -3 | 10 | 2 | 1 | -2 | 3 | -4 | -2 | -13 | -17 | -14 | -7 | -4 | 137 | 470 |
| 82 | 22 | 54 | 37 | 22 | 21 | 57 | 46 | 43 | 63 | 39 | 36 | 42 | 34 | 305 | 3723 |
| 80 | 31 | 55 | 47 | 29 | 47 | 46 | 48 | 118 | 224 | 98 | 52 | 57 | 66 | 224 | 4866 |
| 2 | -9 | -1 | -10 | -7 | -26 | 11 | -2 | -75 | -161 | -59 | -16 | -15 | -32 | 81 | -1143 |
| 21 | 1 | 13 | 15 | 3 | 12 | 3 | 7 | 5 | 4 | 6 | 3 | 5 | 4 | 72 | 1189 |
| 23 | 13 | 4 | 16 | 10 | 5 | 1 | 8 | 13 | 29 | 6 | 9 | 10 | 19 | 34 | 965 |
| -2 | -12 | 9 | -1 | -7 | 7 | 2 | -1 | -8 | -25 | | -6 | -5 | -15 | 38 | 224 |
| 90 | 9 | 72 | 36 | 29 | 27 | 33 | 53 | 67 | 52 | 72 | 35 | 43 | 46 | 515 | 6818 |
| 85 | 32 | 68 | 52 | 20 | 63 | 73 | 63 | 77 | 71 | 115 | 39 | 59 | 62 | 308 | 6537 |
| 5 | -23 | 4 | -16 | 9 | -36 | -40 | -10 | -10 | -19 | -43 | -4 | -16 | -16 | 207 | 281 |
| 171 | 40 | 130 | 81 | 46 | 51 | 80 | 93 | 59 | 83 | 101 | 35 | 58 | 81 | 1062 | 10140 |
| 113 | 41 | 77 | 31 | 43 | 71 | 106 | 73 | 146 | 149 | 116 | 47 | 143 | 160 | 419 | 8152 |
| 58 | -1 | 53 | 50 | 3 | -20 | -26 | 20 | -87 | -66 | -15 | -12 | -85 | -79 | 643 | 1988 |
| 54 | 26 | 60 | 37 | 20 | 16 | 30 | 43 | 53 | 57 | 49 | 33 | 33 | 23 | 351 | 4203 |
| 90 | 14 | 51 | 42 | 26 | 61 | 61 | 36 | 136 | 118 | 122 | 64 | 69 | 98 | 211 | 5000 |
| -36 | 12 | 9 | -5 | -6 | -45 | -31 | 7 | -83 | -61 | -73 | -31 | -36 | -75 | 140 | -797 |
| 38 | 1 | 15 | 10 | 6 | 11 | 16 | 18 | 25 | 24 | 23 | 11 | 21 | 9 | 149 | 2421 |
| 38 | 6 | 33 | 13 | 14 | 22 | 20 | 22 | 42 | 69 | 33 | 23 | 24 | 32 | 134 | 2475 |
| | -5 | -18 | -3 | -8 | -11 | -4 | -4 | -17 | -45 | -10 | -12 | -3 | -23 | 15 | -54 |
| 37 | 4 | 26 | 9 | 2 | 5 | 21 | 37 | 19 | 12 | 18 | 7 | 25 | 21 | 124 | 1946 |
| 27 | 7 | 22 | 10 | 3 | 4 | 18 | 24 | 42 | 44 | 29 | 22 | 29 | 52 | 58 | 1376 |
| 10 | -3 | 4 | -1 | -1 | 1 | 3 | 13 | -23 | -32 | -11 | -15 | -4 | -31 | 66 | 570 |
| 106 | 21 | 50 | 22 | 8 | 11 | 37 | 37 | 27 | 50 | 32 | 8 | 27 | 23 | 276 | 3835 |
| 88 | 11 | 49 | 15 | 11 | 18 | 35 | 33 | 70 | 58 | 37 | 31 | 32 | 60 | 250 | 3299 |
| 18 | 10 | 1 | 7 | -3 | -7 | 2 | 4 | -43 | -8 | -5 | -23 | -5 | -37 | 26 | 536 |
| 34 | 2 | 34 | 9 | 19 | 15 | 14 | 19 | 29 | 22 | 23 | 12 | 26 | 28 | 267 | 2000 |
| 42 | 10 | 42 | 6 | 9 | 21 | 13 | 21 | 19 | 30 | 28 | 9 | 25 | 25 | 245 | 2240 |
| -8 | -8 | -8 | 3 | 10 | -5 | 1 | -2 | 10 | -8 | -5 | 3 | 1 | 3 | 22 | -240 |
| 81 | 10 | 77 | 23 | 16 | 28 | 36 | 35 | 34 | 56 | 43 | 29 | 39 | 51 | 287 | 4106 |
| 76 | 14 | 84 | 22 | 20 | 39 | 25 | 27 | 81 | 97 | 51 | 26 | 31 | 31 | 194 | 3596 |
| 5 | -4 | -7 | 1 | -4 | -11 | 11 | 8 | -47 | -31 | -8 | 3 | 8 | 20 | 93 | 510 |
| 1022 | 167 | 838 | 302 | 256 | 387 | 420 | 647 | 584 | 710 | 634 | 307 | 501 | 481 | 4791 | 36856 |
| 1031 | 168 | 745 | 263 | 205 | 413 | 367 | 478 | 845 | 1080 | 598 | 277 | 388 | 487 | 2901 | 39852 |
| -9 | -1 | 93 | 39 | 51 | -26 | 53 | 169 | -261 | -370 | 36 | 30 | 113 | -6 | 1890 | -2996 |
| 96 | 23 | 100 | 90 | 77 | 51 | 87 | 133 | 93 | 103 | 92 | 23 | 62 | 84 | 1092 | 4856 |
| 120 | 41 | 111 | 76 | 40 | 97 | 90 | 149 | 175 | 151 | 162 | 83 | 116 | 198 | 679 | 5634 |
| -24 | -18 | -11 | 14 | 37 | -46 | -3 | -16 | -82 | -48 | -70 | -60 | -54 | -114 | 413 | -778 |

Tabell 1 (forts) Inflyttade och utflyttade fördelade på län och utlandet inkl överföringar från och till obefintligregistret kommunvis 1975

| KOMMUN | | | LÄN | | | | | | | | | |
|--------|------------|-------|------------------------|---------------------|--------------------------------|--------------------------------|-----------------------------|------------------------|--------------------|----------------------|----------------------|--------------------------------|
| | | | STOCK- HOLMS LÄN | UPP- SALA LÄN | SÖDER- MAN- LANDS LÄN | ÖSTER- GÖT- LANDS LÄN | JÖN- KÖ- PINGS LÄN | KRONO- BERGS LÄN | KAL- MAR LÄN | GÖT- LANDS LÄN | BLE- KINGE LÄN | KRI- STIAN- STADS LÄN |
| 0182 | NACKA | INFL | 3658 | 66 | 88 | 61 | 41 | 25 | 25 | 23 | 27 | 14 |
| | | UTFL | 3330 | 79 | 63 | 101 | 46 | 15 | 40 | 22 | 11 | 30 |
| | | NETTO | 328 | -13 | 25 | -40 | -5 | 10 | -15 | 1 | 16 | -16 |
| 0183 | SUNDBYBERG | INFL | 1799 | 22 | 32 | 25 | 7 | 2 | 10 | 4 | 6 | 14 |
| | | UTFL | 2535 | 90 | 38 | 45 | 23 | 5 | 16 | 10 | 3 | 7 |
| | | NETTO | -736 | -68 | -6 | -20 | -16 | -3 | -6 | -6 | 3 | 7 |
| 0184 | SOLNA | INFL | 3579 | 107 | 79 | 84 | 30 | 15 | 56 | 14 | 18 | 17 |
| | | UTFL | 4877 | 163 | 55 | 124 | 73 | 15 | 26 | 25 | 8 | 26 |
| | | NETTO | -1298 | -56 | 24 | -40 | -43 | | 30 | -11 | 10 | -9 |
| 0186 | LIDINGÖ | INFL | 1946 | 45 | 30 | 28 | 34 | 4 | 30 | 15 | 6 | 12 |
| | | UTFL | 1512 | 51 | 31 | 49 | 17 | 26 | 26 | 10 | 13 | 33 |
| | | NETTO | 434 | -6 | -1 | -21 | 17 | -22 | 4 | 5 | -7 | -21 |
| 0187 | VAXHOLM | INFL | 2213 | 131 | 32 | 42 | 12 | 17 | 15 | 4 | 26 | 7 |
| | | UTFL | 1044 | 65 | 24 | 54 | 35 | 10 | 27 | 11 | 9 | 14 |
| | | NETTO | 1169 | 36 | 8 | -12 | -23 | 7 | -12 | -7 | 17 | -7 |
| 0188 | NORRTÄLJE | INFL | 1007 | 193 | 36 | 26 | 9 | 6 | 16 | 2 | 4 | 4 |
| | | UTFL | 694 | 209 | 44 | 33 | 20 | 6 | 22 | 8 | 1 | 5 |
| | | NETTO | 313 | -16 | -8 | -7 | -11 | | -6 | -6 | 3 | -1 |
| 0191 | SIGTUNA | INFL | 800 | 274 | 42 | 40 | 13 | 19 | 10 | 6 | 8 | 22 |
| | | UTFL | 1109 | 337 | 36 | 47 | 35 | 3 | 16 | 21 | 18 | 24 |
| | | NETTO | -309 | -63 | 6 | -7 | -22 | 16 | -6 | -15 | -10 | -2 |
| 0192 | NYNASHAMN | INFL | 728 | 27 | 40 | 14 | 11 | 12 | 5 | 6 | 9 | 1 |
| | | UTFL | 578 | 11 | 29 | 10 | 10 | 3 | 19 | 7 | 13 | 13 |
| | | NETTO | 150 | 16 | 11 | 4 | 1 | 9 | -14 | -1 | -4 | -12 |
| 0305 | HÄBO | INFL | 931 | 138 | 17 | 7 | 6 | 7 | 1 | | 2 | 10 |
| | | UTFL | 317 | 119 | 6 | 12 | 8 | 4 | 3 | 1 | 7 | 10 |
| | | NETTO | 614 | -11 | 11 | -5 | -4 | 3 | -2 | -1 | -5 | |
| 0319 | ÄLVKARLEBY | INFL | 46 | 75 | 3 | 9 | | | | 3 | | 1 |
| | | UTFL | 23 | 59 | 6 | 6 | 3 | 2 | 1 | 4 | 5 | 1 |
| | | NETTO | 23 | 16 | -3 | 3 | -3 | -2 | -1 | -1 | -5 | |
| 0360 | TIERP | INFL | 154 | 264 | 14 | 1 | | 2 | 6 | | 4 | |
| | | UTFL | 98 | 298 | 14 | 5 | 7 | 1 | | | | 16 |
| | | NETTO | 56 | -34 | | -4 | -7 | 1 | 6 | | 4 | -16 |
| 0380 | UPPSALA | INFL | 1678 | 816 | 252 | 238 | 89 | 48 | 98 | 63 | 35 | 56 |
| | | UTFL | 1857 | 819 | 229 | 319 | 124 | 54 | 83 | 53 | 51 | 76 |
| | | NETTO | -189 | -3 | 23 | -81 | -35 | -6 | 15 | 10 | -16 | -20 |
| 0381 | ENKÖPING | INFL | 300 | 342 | 53 | 29 | 19 | 4 | 7 | 6 | 4 | 9 |
| | | UTFL | 322 | 341 | 102 | 27 | 12 | 10 | 17 | 1 | 2 | 24 |
| | | NETTO | -22 | 1 | -49 | 2 | 7 | -6 | -10 | 5 | 2 | -15 |
| 0382 | ÖSTHAMMAR | INFL | 290 | 383 | 18 | 25 | 7 | 9 | 13 | 3 | 3 | 1 |
| | | UTFL | 147 | 352 | 17 | 19 | 7 | 1 | 17 | 4 | 1 | 2 |
| | | NETTO | 143 | 31 | 1 | 6 | | 8 | -4 | -1 | 2 | -1 |
| 0428 | VINGÅKER | INFL | 68 | 1 | 275 | 40 | 5 | 5 | 4 | 1 | 1 | 6 |
| | | UTFL | 62 | 7 | 244 | 32 | 8 | 2 | 3 | 6 | 2 | 8 |
| | | NETTO | 6 | -6 | 31 | 8 | -2 | 3 | 1 | -5 | -1 | -2 |

| MALMÖ- HUS- LÄN | HAL- LANDS- LÄN | GÖTE- BORGS- BOHUS- LÄN | ÄLVS- BORGS- LÄN | SKARA- BORGS- LÄN | VÄRM- LANDS- LÄN | ÖRE- BRO- LÄN | VÄST- MAN- LANDS- LÄN | KOP- PAR- BERGS- LÄN | GÄVLE- BORGS- LÄN | VÄSTER- NORR- LANDS- LÄN | JÄMT- LANDS- LÄN | VÄSTER- BOT- TENS- LÄN | NORR- BOT- TENS- LÄN | UT- LAN- DET | SAMT- LIGA |
|-----------------------|-----------------------|----------------------------------|------------------------|-------------------------|------------------------|---------------------|--------------------------------|-------------------------------|-------------------------|-----------------------------------|------------------------|---------------------------------|-------------------------------|--------------------|---------------|
| 117 | 25 | 104 | 34 | 37 | 31 | 57 | 42 | 43 | 48 | 58 | 32 | 43 | 85 | 688 | 5472 |
| 71 | 32 | 90 | 29 | 22 | 42 | 32 | 41 | 72 | 76 | 51 | 35 | 56 | 56 | 384 | 4826 |
| 46 | -7 | 14 | 5 | 15 | -11 | 25 | 1 | -29 | -28 | 7 | -3 | -13 | 29 | 304 | 646 |
| 31 | 6 | 35 | 6 | 18 | 14 | 3 | 24 | 37 | 32 | 33 | 13 | 28 | 24 | 192 | 2422 |
| 49 | 7 | 31 | 20 | 11 | 14 | 16 | 36 | 55 | 53 | 40 | 32 | 12 | 21 | 175 | 3344 |
| -18 | -1 | 4 | -14 | 7 | | -8 | -12 | -18 | -21 | -7 | -19 | 16 | 3 | 17 | -922 |
| 106 | 11 | 72 | 32 | 39 | 30 | 36 | 38 | 57 | 66 | 61 | 41 | 67 | 60 | 407 | 5122 |
| 122 | 26 | 81 | 30 | 14 | 60 | 41 | 48 | 96 | 77 | 53 | 36 | 39 | 64 | 264 | 6443 |
| -16 | -15 | -9 | 2 | 25 | -30 | -5 | -10 | -39 | -11 | 8 | 5 | 28 | -4 | 143 | -1321 |
| 77 | 20 | 55 | 18 | 14 | 27 | 29 | 42 | 32 | 48 | 35 | 17 | 21 | 36 | 355 | 2976 |
| 57 | 15 | 54 | 13 | 9 | 10 | 32 | 38 | 40 | 45 | 25 | 26 | 20 | 29 | 258 | 2439 |
| 20 | 5 | 1 | 5 | 5 | 17 | -3 | 4 | -8 | 3 | 10 | -9 | 1 | 7 | 97 | 537 |
| 56 | 19 | 47 | 18 | 11 | 11 | 14 | 41 | 28 | 28 | 25 | 15 | 20 | 49 | 150 | 3001 |
| 52 | 6 | 48 | 13 | 14 | 34 | 21 | 26 | 62 | 52 | 36 | 18 | 21 | 25 | 93 | 1814 |
| 4 | 13 | -1 | 5 | -3 | -23 | -7 | 15 | -34 | -24 | -11 | -3 | -1 | 24 | 57 | 1187 |
| 15 | 2 | 59 | 31 | 5 | 24 | 25 | 37 | 10 | 39 | 15 | 7 | 22 | 21 | 168 | 1783 |
| 9 | 11 | 33 | 10 | 11 | 21 | 20 | 19 | 27 | 55 | 26 | 14 | 23 | 34 | 145 | 1500 |
| 6 | -9 | 26 | 21 | -6 | 3 | 5 | 18 | -17 | -16 | -11 | -7 | -1 | -13 | 23 | 283 |
| 44 | 20 | 12 | 10 | 12 | 12 | 12 | 21 | 34 | 47 | 36 | 8 | 17 | 20 | 244 | 1783 |
| 50 | 14 | 27 | 28 | 18 | 19 | 13 | 26 | 84 | 101 | 84 | 49 | 45 | 67 | 110 | 2381 |
| -6 | 6 | -15 | -18 | -6 | -7 | -1 | -5 | -50 | -54 | -48 | -41 | -28 | -47 | 134 | -598 |
| 16 | 2 | 17 | 13 | 17 | 12 | 7 | 17 | 17 | 11 | 6 | 8 | 16 | 13 | 38 | 1063 |
| 21 | 6 | 21 | 1 | 9 | 24 | 14 | 22 | 26 | 21 | 14 | 16 | 24 | 28 | 48 | 988 |
| -5 | -4 | -4 | 12 | 8 | -12 | -7 | -5 | -9 | -10 | -8 | -8 | -8 | -15 | -10 | 75 |
| 20 | 3 | 15 | 14 | 2 | 5 | 14 | 40 | 11 | 8 | 7 | 5 | 13 | 16 | 46 | 1306 |
| 13 | | 2 | 1 | 7 | 7 | 18 | 33 | 28 | 32 | 9 | 9 | 31 | 30 | 24 | 731 |
| 7 | 3 | 13 | 13 | -5 | -2 | -4 | 7 | -17 | -24 | -2 | -4 | -18 | -14 | 22 | 575 |
| 11 | 5 | 5 | 7 | 6 | 3 | 18 | 13 | 30 | 179 | 14 | 6 | 1 | 1 | 31 | 467 |
| | 6 | 5 | 2 | 5 | 2 | 6 | 3 | 35 | 217 | 14 | 2 | 11 | 8 | 18 | 444 |
| 11 | -1 | | 5 | 1 | 1 | 12 | 10 | -5 | -38 | | 4 | -10 | -7 | 13 | 23 |
| 16 | 12 | 10 | 6 | 11 | 5 | 16 | 14 | 19 | 76 | 13 | 11 | 7 | 11 | 24 | 696 |
| 13 | 1 | 4 | 3 | 7 | 13 | 10 | 37 | 44 | 93 | 24 | 11 | 5 | 13 | 27 | 744 |
| 3 | 11 | 6 | 3 | 4 | -8 | 6 | -23 | -25 | -17 | -11 | | 2 | -2 | -3 | -48 |
| 196 | 44 | 179 | 96 | 91 | 105 | 195 | 486 | 312 | 416 | 263 | 151 | 212 | 248 | 705 | 7072 |
| 245 | 69 | 286 | 124 | 94 | 118 | 220 | 422 | 324 | 456 | 234 | 138 | 215 | 183 | 737 | 7540 |
| -49 | -25 | -107 | -28 | -3 | -13 | -25 | 64 | -12 | -40 | 29 | 13 | -3 | 65 | -32 | -468 |
| 18 | 4 | 29 | 21 | 6 | 10 | 32 | 209 | 32 | 27 | 11 | 13 | 27 | 22 | 137 | 1371 |
| 32 | 12 | 25 | 14 | 24 | 14 | 44 | 176 | 60 | 53 | 40 | 11 | 36 | 33 | 154 | 1586 |
| -14 | -8 | 4 | 7 | -18 | -4 | -12 | 33 | -28 | -26 | -29 | 2 | -9 | -11 | -17 | -215 |
| 6 | 24 | 15 | 19 | 6 | 2 | 13 | 48 | 24 | 46 | 12 | 8 | 11 | 25 | 102 | 1113 |
| 5 | 8 | 16 | 2 | 4 | 7 | 12 | 17 | 17 | 54 | 14 | 13 | 3 | 4 | 39 | 782 |
| 1 | 16 | -1 | 17 | 2 | -5 | 1 | 31 | 7 | -8 | -2 | -5 | 8 | 21 | 63 | 331 |
| 11 | | 3 | 21 | 6 | 2 | 42 | 21 | 3 | 8 | 2 | 3 | 1 | 2 | 29 | 561 |
| 5 | 11 | 13 | 4 | 11 | 10 | 49 | 17 | 5 | 9 | 9 | | 10 | 5 | 22 | 554 |
| 6 | -11 | -10 | 17 | -5 | -8 | -7 | 4 | -2 | -1 | -7 | 3 | -9 | -3 | 7 | 7 |

Tabell 1 (forts) Inflyttade och utflyttade fördelade på län och utlandet inkl överföringar från och till obefintligregistret kommunvis 1975

| KOMMUN | | | LÄN | | | | | | | | | |
|--------|--------------|-------|------------------------|---------------------|--------------------------------|--------------------------------|-----------------------------|------------------------|--------------------|----------------------|----------------------|--------------------------------|
| | | | STOCK- HOLMS LÄN | UPP- SALA LÄN | SÖDER- MAN- LANDS LÄN | ÖSTER- GÖT- LANDS LÄN | JÖN- KÖ- PINGS LÄN | KRONO- BERGS LÄN | KAL- MAR LÄN | GÖT- LANDS LÄN | BLE- KINGE LÄN | KRI- STIAN- STADS LÄN |
| 0480 | NYKÖPING | INFL | 1334 | 74 | 696 | 186 | 45 | 20 | 49 | 9 | 23 | 39 |
| | | UTFL | 797 | 79 | 551 | 180 | 45 | 12 | 40 | 23 | 33 | 30 |
| | | NETTO | 507 | -5 | 145 | 6 | | 8 | 9 | -14 | -10 | 9 |
| 0481 | OXELÖSUND | INFL | 65 | 12 | 268 | 35 | 4 | 10 | 6 | 2 | 6 | 3 |
| | | UTFL | 92 | 12 | 407 | 38 | 5 | | 6 | 7 | 6 | 6 |
| | | NETTO | -27 | | -139 | -3 | -1 | 10 | | -5 | | -3 |
| 0482 | FLEN | INFL | 171 | 26 | 344 | 59 | 15 | 3 | 10 | 2 | 6 | 2 |
| | | UTFL | 232 | 33 | 487 | 75 | 22 | 8 | 26 | 5 | 10 | 22 |
| | | NETTO | -111 | -7 | -143 | -16 | -7 | -5 | -16 | -3 | -4 | -20 |
| 0483 | KATRINEHOLM | INFL | 236 | 39 | 553 | 183 | 16 | 9 | 17 | 9 | 15 | 3 |
| | | UTFL | 274 | 37 | 516 | 146 | 25 | 6 | 22 | 11 | 6 | 2 |
| | | NETTO | -38 | 2 | 37 | 37 | -9 | 3 | -5 | -2 | 9 | 1 |
| 0484 | ESKILSTUNA | INFL | 539 | 165 | 493 | 190 | 56 | 24 | 70 | 19 | 110 | 17 |
| | | UTFL | 630 | 152 | 521 | 183 | 39 | 33 | 82 | 17 | 26 | 33 |
| | | NETTO | -91 | 13 | -28 | 7 | 17 | -9 | -12 | 2 | 84 | -16 |
| 0486 | STRÅNGNÄS | INFL | 589 | 57 | 303 | 34 | 17 | 7 | 16 | 5 | 6 | 2 |
| | | UTFL | 320 | 37 | 206 | 35 | 14 | 4 | 18 | 1 | 7 | 6 |
| | | NETTO | 269 | 20 | 97 | -1 | 3 | 3 | -2 | 4 | -1 | -4 |
| 0509 | ÖDESHÖG | INFL | 35 | 2 | 5 | 198 | 71 | 8 | 1 | | | 3 |
| | | UTFL | 18 | | | 130 | 36 | | 3 | | | 2 |
| | | NETTO | 17 | 2 | 5 | 68 | 35 | 8 | -2 | | | 1 |
| 0512 | YDRE | INFL | 7 | | 2 | 38 | 167 | 1 | 16 | | | |
| | | UTFL | 5 | 1 | 7 | 35 | 79 | | 7 | | | |
| | | NETTO | 2 | -1 | -5 | 3 | 88 | 1 | 9 | | | |
| 0513 | KINDA | INFL | 31 | 8 | 14 | 201 | 7 | 5 | 56 | | 5 | 3 |
| | | UTFL | 33 | 17 | 13 | 207 | 22 | 1 | 42 | | 3 | |
| | | NETTO | -2 | -9 | 4 | -6 | -15 | 4 | 14 | | 2 | 3 |
| 0560 | BOXHOLM | INFL | 11 | 4 | 1 | 141 | 29 | 4 | 3 | | 2 | 1 |
| | | UTFL | 4 | | 2 | 151 | 26 | 2 | 2 | | 4 | |
| | | NETTO | 7 | 4 | -1 | -10 | 3 | 2 | 1 | | -2 | 1 |
| 0561 | ÅTVIDABERG | INFL | 29 | 4 | 23 | 351 | 12 | | 36 | | 1 | 1 |
| | | UTFL | 30 | 4 | 8 | 327 | 10 | 17 | 64 | 2 | | 4 |
| | | NETTO | -1 | | 15 | 24 | 2 | -17 | -28 | -2 | 1 | -3 |
| 0562 | FINSPRÄNG | INFL | 117 | 14 | 84 | 435 | 17 | 8 | 31 | 8 | 15 | 9 |
| | | UTFL | 137 | 19 | 107 | 389 | 29 | 13 | 24 | 7 | 21 | 10 |
| | | NETTO | -20 | -5 | -23 | 46 | -12 | -5 | 7 | 1 | -6 | -1 |
| 0563 | VALDEMARSVIK | INFL | 49 | 5 | 9 | 249 | 8 | 12 | 22 | | 14 | 1 |
| | | UTFL | 31 | 2 | 27 | 226 | 4 | 6 | 29 | | 7 | 6 |
| | | NETTO | 18 | 3 | -18 | 23 | 4 | 6 | -7 | | 7 | -5 |
| 0580 | LINKÖPING | INFL | 920 | 152 | 228 | 1622 | 290 | 55 | 277 | 23 | 46 | 55 |
| | | UTFL | 609 | 90 | 133 | 1607 | 205 | 48 | 193 | 16 | 42 | 41 |
| | | NETTO | 311 | 62 | 95 | 15 | 85 | 7 | 84 | 7 | 4 | 14 |
| 0581 | NORRKÖPING | INFL | 1186 | 143 | 256 | 996 | 125 | 37 | 121 | 28 | 34 | 38 |
| | | UTFL | 696 | 129 | 302 | 1482 | 125 | 40 | 144 | 26 | 41 | 62 |
| | | NETTO | 490 | 14 | -46 | -486 | | -3 | -23 | 2 | -7 | -24 |

| MALMÖ- HUS LÄN | HAL- LANDS LÄN | GÖTE- BORGS- BOHUS- LÄN | ÄLVS- BORGS LÄN | SKARA- BORGS LÄN | VÄRM- LANDS LÄN | ÖRE- BRO LÄN | VÄST- MAN- LANDS LÄN | KOP- PAR- BERGS LÄN | GKVLE- BORGS LÄN | VÄSTER- NORR- LANDS LÄN | JÄMT- LANDS LÄN | VÄSTER- BOT- TENS LÄN | NORR- BOT- TENS LÄN | UT- LAN- DET | SAMT- LIGA |
|----------------------|----------------------|----------------------------------|-----------------------|------------------------|-----------------------|--------------------|-------------------------------|------------------------------|------------------------|----------------------------------|-----------------------|--------------------------------|------------------------------|--------------------|---------------|
| 76 | 15 | 59 | 51 | 11 | 36 | 47 | 73 | 31 | 27 | 36 | 15 | 18 | 32 | 97 | 3069 |
| 113 | 20 | 66 | 47 | 25 | 35 | 60 | 80 | 82 | 34 | 42 | 17 | 38 | 54 | 88 | 2591 |
| -37 | -5 | -7 | 4 | -14 | 1 | -13 | -7 | -51 | -7 | -6 | -2 | -20 | -22 | 9 | 478 |
| 16 | | 19 | 7 | 1 | 11 | 20 | 42 | 22 | 16 | 6 | 1 | 2 | 6 | 86 | 666 |
| 15 | 2 | 25 | 9 | 6 | 17 | 11 | 8 | 8 | 12 | 11 | | 4 | 18 | 54 | 779 |
| 1 | -2 | -6 | -2 | -5 | -6 | 9 | 34 | 14 | 4 | -5 | 1 | -2 | -12 | 32 | -113 |
| 11 | 4 | 5 | 19 | 4 | 7 | 31 | 30 | 8 | 1 | 8 | | 8 | 5 | 410 | 1189 |
| 29 | 13 | 68 | 25 | 18 | 24 | 23 | 29 | 16 | 18 | 13 | 9 | 6 | 34 | 78 | 1373 |
| -18 | -9 | -63 | -6 | -14 | -17 | 8 | 1 | -8 | -17 | -5 | -9 | 2 | -29 | 332 | -184 |
| 46 | 6 | 22 | 19 | 33 | 22 | 77 | 48 | 28 | 20 | 17 | 11 | 13 | 20 | 271 | 1733 |
| 42 | 5 | 61 | 24 | 2 | 29 | 57 | 77 | 43 | 37 | 37 | 9 | 27 | 18 | 157 | 1694 |
| 4 | 1 | -39 | -5 | 7 | -7 | 20 | -29 | -15 | -17 | -20 | 2 | -14 | 2 | 114 | 39 |
| 89 | 14 | 157 | 93 | 81 | 70 | 130 | 390 | 114 | 70 | 76 | 23 | 40 | 72 | 981 | 4083 |
| 132 | 18 | 152 | 62 | 53 | 60 | 171 | 332 | 108 | 90 | 98 | 48 | 78 | 226 | 526 | 3870 |
| -43 | -4 | 5 | 31 | 28 | 10 | -41 | 58 | 6 | -20 | -22 | -25 | -38 | -154 | 455 | 213 |
| 37 | 9 | 27 | 4 | 13 | 28 | 34 | 58 | 16 | 19 | 9 | 7 | 14 | 14 | 59 | 1384 |
| 31 | 6 | 21 | 14 | 22 | 15 | 55 | 55 | 33 | 21 | 19 | 15 | 3 | 7 | 30 | 995 |
| 6 | 3 | 6 | -10 | -9 | 13 | -21 | 3 | -17 | -2 | -10 | -8 | 11 | 7 | 29 | 389 |
| 2 | | 6 | 5 | 9 | | 5 | 8 | 5 | 16 | | 1 | 1 | 1 | 4 | 386 |
| 8 | 2 | 5 | 2 | 1 | 4 | 9 | | 1 | 6 | 2 | 3 | 2 | 5 | 4 | 243 |
| -6 | -2 | 1 | 3 | 8 | -4 | -4 | 8 | 4 | 10 | -2 | -2 | -1 | -4 | | 143 |
| 11 | | 1 | | | | 2 | 3 | 2 | | | | 1 | 2 | 2 | 255 |
| 6 | | 2 | | | 1 | 9 | | | | 4 | 1 | | | | 157 |
| 5 | | -1 | | | -1 | 2 | -6 | 2 | | -4 | -1 | 1 | 2 | 2 | 98 |
| 4 | 2 | 7 | 2 | 1 | | 6 | 2 | 4 | | 5 | 1 | 1 | 4 | 19 | 388 |
| 4 | | 11 | | 3 | | 14 | 5 | 9 | 6 | 6 | 1 | 1 | 4 | 12 | 411 |
| | 2 | -4 | 2 | -2 | | -8 | -3 | -5 | -6 | -1 | | | | 7 | -23 |
| 15 | | 3 | 14 | 7 | | 10 | | 4 | | 4 | 1 | 2 | 4 | 7 | 267 |
| 3 | 1 | 1 | 3 | 3 | 6 | 11 | 1 | 1 | 5 | | 2 | 10 | | 4 | 242 |
| 12 | -1 | 2 | 11 | 4 | -6 | -1 | -1 | 3 | -5 | 4 | -1 | -8 | 4 | 3 | 25 |
| 4 | 3 | 8 | 5 | 4 | 2 | 10 | 9 | 2 | | 1 | | 3 | 6 | 7 | 521 |
| 13 | 11 | 28 | 14 | 5 | 5 | 9 | 16 | 8 | 4 | 2 | 3 | 7 | 8 | 15 | 614 |
| -9 | -8 | -20 | -9 | -1 | -3 | 1 | -7 | -6 | -4 | -1 | -3 | -4 | -2 | -8 | -93 |
| 25 | 12 | 30 | 19 | 9 | 11 | 34 | 30 | 5 | 9 | 20 | 5 | 4 | 3 | 105 | 1059 |
| 27 | 19 | 36 | 32 | 8 | 27 | 77 | 48 | 33 | 21 | 51 | 7 | 15 | 6 | 130 | 1293 |
| -2 | -7 | -6 | -13 | 1 | -16 | -43 | -18 | -28 | -12 | -31 | -2 | -11 | -3 | -25 | -234 |
| 11 | | 1 | 9 | 3 | 2 | 11 | 3 | 2 | | | 1 | | | 19 | 431 |
| 4 | 1 | 4 | 19 | | 9 | 9 | 1 | 4 | 4 | 19 | 3 | 4 | 5 | 21 | 445 |
| 7 | -1 | -3 | -10 | 3 | -7 | 2 | 2 | -2 | -4 | -19 | -2 | -4 | -5 | -2 | -14 |
| 236 | 55 | 165 | 71 | 60 | 52 | 118 | 119 | 85 | 45 | 53 | 30 | 69 | 60 | 250 | 5136 |
| 211 | 54 | 166 | 84 | 61 | 52 | 120 | 144 | 76 | 69 | 36 | 27 | 34 | 62 | 159 | 4339 |
| 25 | 1 | -1 | -13 | -1 | | -2 | -25 | 9 | -24 | 17 | 3 | 35 | -2 | 91 | 797 |
| 125 | 47 | 116 | 89 | 38 | 33 | 87 | 86 | 32 | 50 | 55 | 16 | 41 | 30 | 453 | 4262 |
| 234 | 52 | 171 | 79 | 49 | 55 | 104 | 84 | 53 | 43 | 79 | 19 | 55 | 63 | 406 | 4593 |
| -109 | -5 | -55 | 10 | -11 | -22 | -17 | 2 | -21 | 7 | -24 | -3 | -14 | -33 | 47 | -331 |

Tabell 1 (forts) Inflyttade och utflyttade fördelade på län och utlandet inkl överföringar från och till obefintligregistret kommunvis 1975

| KOMMUN | | LÄN | LÄN | | | | | | | | | |
|--------|-------------|-------|------------------------|---------------------|--------------------------------|--------------------------------|-----------------------------|------------------------|--------------------|----------------------|----------------------|--------------------------------|
| | | | STOCK- HOLMS LÄN | UPP- SALA LÄN | SÖDER- MAN- LANDS LÄN | ÖSTER- GÖT- LANDS LÄN | JÖN- KÖ- PINGS LÄN | KRONO- BERGS LÄN | KAL- MAR LÄN | GÖT- LANDS LÄN | BLE- KINGE LÄN | KRI- STIAN- STADS LÄN |
| 0582 | SÖDERKÖPING | INFL | 54 | 13 | 4 | 536 | 2 | 4 | 10 | | | 2 |
| | | UTFL | 35 | 10 | 11 | 380 | 4 | 4 | 17 | 2 | 5 | 5 |
| | | NETTO | 19 | 3 | -7 | 156 | -2 | | -7 | -2 | -5 | -3 |
| 0583 | MOTALA | INFL | 185 | 33 | 43 | 590 | 79 | 12 | 47 | 3 | 14 | 8 |
| | | UTFL | 203 | 17 | 89 | 633 | 65 | 8 | 47 | 8 | 9 | 11 |
| | | NETTO | -17 | 16 | -46 | -43 | 14 | 4 | | -5 | 5 | -3 |
| 0586 | MJÖLBÄ | INFL | 65 | 10 | 20 | 873 | 54 | 14 | 19 | 4 | 1 | 6 |
| | | UTFL | 84 | 20 | 31 | 663 | 81 | 5 | 36 | 4 | 8 | 20 |
| | | NETTO | -19 | -10 | -11 | 210 | -27 | 9 | -17 | | -7 | -14 |
| 0604 | ANEBY | INFL | 27 | 1 | | 13 | 211 | | 14 | | | 1 |
| | | UTFL | 23 | 1 | | 17 | 147 | 8 | 6 | 1 | 1 | |
| | | NETTO | 4 | | | -4 | 64 | -8 | 8 | -1 | -1 | 1 |
| 0617 | GNOSJÖ | INFL | 21 | 1 | 3 | 23 | 232 | 20 | 9 | 3 | 3 | 3 |
| | | UTFL | 23 | 7 | 6 | 16 | 215 | 6 | 15 | 1 | 3 | 5 |
| | | NETTO | -7 | -6 | -3 | 7 | 17 | 14 | -6 | 2 | | -2 |
| 0662 | GISLAVED | INFL | 55 | 3 | 5 | 12 | 278 | 26 | 14 | | 14 | 32 |
| | | UTFL | 95 | 8 | 21 | 18 | 311 | 61 | 24 | | 8 | 17 |
| | | NETTO | -41 | -5 | -16 | -6 | -33 | -35 | -10 | | 6 | 15 |
| 0665 | VÄGGERYD | INFL | 20 | 4 | | 12 | 363 | 13 | 3 | | 5 | 7 |
| | | UTFL | 22 | 5 | 6 | 6 | 229 | 9 | 17 | | 9 | 14 |
| | | NETTO | -2 | -1 | -6 | 6 | 134 | 4 | -14 | | -4 | -7 |
| 0680 | JÖNKÖPING | INFL | 703 | 92 | 88 | 250 | 775 | 139 | 145 | 26 | 40 | 68 |
| | | UTFL | 387 | 53 | 56 | 228 | 840 | 156 | 138 | 8 | 34 | 84 |
| | | NETTO | 316 | 39 | 32 | 22 | -65 | -17 | 7 | 18 | 6 | -16 |
| 0682 | NÄSSJÖ | INFL | 61 | 2 | 12 | 35 | 484 | 25 | 41 | 3 | 7 | 26 |
| | | UTFL | 98 | 22 | 11 | 71 | 583 | 57 | 71 | 2 | 12 | 21 |
| | | NETTO | -37 | -20 | 1 | -36 | -99 | -32 | -30 | 1 | -5 | 5 |
| 0683 | VÄRNAMO | INFL | 77 | 8 | 15 | 26 | 428 | 122 | 24 | 14 | 19 | 23 |
| | | UTFL | 65 | 7 | 11 | 31 | 383 | 167 | 35 | 2 | 15 | 21 |
| | | NETTO | 11 | 1 | 4 | -5 | 45 | -45 | -11 | 12 | 4 | 2 |
| 0684 | SÄVSJÖ | INFL | 26 | 4 | 6 | 7 | 212 | 34 | 20 | 1 | 7 | 6 |
| | | UTFL | 18 | 1 | 4 | 12 | 155 | 42 | 17 | | 2 | 8 |
| | | NETTO | 8 | 3 | 2 | -5 | 56 | -8 | 3 | 1 | 5 | -2 |
| 0685 | VETLANDA | INFL | 85 | 22 | 5 | 19 | 227 | 56 | 67 | | 8 | 15 |
| | | UTFL | 65 | 7 | 11 | 47 | 326 | 64 | 118 | 2 | 10 | 9 |
| | | NETTO | 21 | 15 | -6 | -28 | -99 | -8 | -51 | -2 | -2 | 6 |
| 0686 | EKSJÖ | INFL | 53 | 20 | 7 | 56 | 328 | 25 | 76 | | 6 | 10 |
| | | UTFL | 53 | 2 | 12 | 75 | 316 | 18 | 90 | 12 | 13 | 14 |
| | | NETTO | | 18 | -5 | -19 | 12 | 7 | -14 | -12 | -7 | -4 |
| 0687 | TRANÅS | INFL | 51 | 4 | 17 | 233 | 188 | 15 | 35 | | 2 | 14 |
| | | UTFL | 77 | 6 | 21 | 340 | 220 | 24 | 33 | | 6 | 12 |
| | | NETTO | -26 | -2 | -4 | -107 | -32 | -9 | 2 | | -4 | 2 |
| 0760 | UPPVIDINGE | INFL | 36 | | 7 | 8 | 56 | 144 | 73 | 5 | 6 | 11 |
| | | UTFL | 34 | | 1 | 17 | 53 | 186 | 83 | 4 | 9 | 24 |
| | | NETTO | 2 | | 6 | -9 | 3 | -42 | -10 | 1 | -3 | -13 |

| MALMÖ- HUS LÄN | HAL- LANDS LÄN | GÖTE- BORGS- BOHUS- LÄN | XLVS- BORGS LÄN | SKARA- BORGS LÄN | VÄRM- LANDS LÄN | ÖRE- BRO LÄN | VÄST- MAN- LANDS LÄN | KOP- PAR- BERGS LÄN | GÄVLE- BORGS LÄN | VÄSTER- NORR- LANDS LÄN | JÄMT- LANDS LÄN | VÄSTER- BOT- TENS LÄN | NORR- BOT- TENS LÄN | UT- LAN- DET | SAMT- LIGA |
|----------------------|----------------------|----------------------------------|-----------------------|------------------------|-----------------------|--------------------|-------------------------------|------------------------------|------------------------|----------------------------------|-----------------------|--------------------------------|------------------------------|--------------------|---------------|
| 21 | 1 | 9 | 4 | 4 | 3 | | 10 | 4 | 1 | 5 | 5 | 5 | 5 | 15 | 717 |
| 3 | 1 | 10 | 6 | 4 | 1 | 9 | 3 | 8 | 2 | 2 | 5 | 6 | 3 | 3 | 534 |
| 18 | | -1 | -2 | | 2 | -9 | 7 | -4 | -1 | 3 | 5 | -1 | 2 | 12 | 183 |
| 73 | 10 | 33 | 61 | 33 | 28 | 121 | 26 | 17 | 9 | 22 | 5 | 9 | 8 | 205 | 1675 |
| 63 | 30 | 65 | 34 | 38 | 22 | 105 | 42 | 23 | 26 | 48 | 7 | 54 | 28 | 129 | 1804 |
| 10 | -20 | -32 | 27 | -5 | 6 | 16 | -16 | -6 | -17 | -26 | -2 | -45 | -20 | 76 | -129 |
| 23 | 1 | 16 | 3 | | 9 | 20 | 18 | 12 | 16 | | 3 | 6 | | 33 | 1226 |
| 20 | 13 | 17 | 17 | 9 | 9 | 35 | 10 | 18 | 17 | 7 | 7 | 7 | 17 | 38 | 1193 |
| 3 | -12 | -1 | -14 | -9 | | -15 | 8 | -6 | -1 | -7 | -4 | -1 | -17 | -5 | 33 |
| 4 | 1 | 7 | 1 | 4 | | 1 | | | | 2 | | 5 | 1 | 13 | 306 |
| 3 | 1 | 12 | 1 | 3 | | | 2 | 1 | | | | | | 4 | 231 |
| 1 | | -5 | | 1 | | 1 | -2 | -1 | | 2 | | 5 | 1 | 9 | 75 |
| 10 | 19 | 14 | 30 | 11 | 1 | 10 | 8 | 1 | 4 | 2 | 2 | 1 | 2 | 99 | 532 |
| 12 | 11 | 28 | 25 | 6 | 1 | 5 | 3 | | | 2 | 1 | 2 | | 39 | 437 |
| -2 | 8 | -14 | 5 | 5 | | 5 | 5 | 1 | 4 | | 1 | -1 | 2 | 60 | 95 |
| 67 | 79 | 72 | 106 | 29 | 8 | 13 | 8 | 15 | 14 | 9 | | 12 | 10 | 381 | 1262 |
| 107 | 168 | 91 | 90 | 21 | 6 | 28 | 7 | 21 | 7 | 14 | 11 | 5 | 9 | 167 | 1316 |
| -40 | -89 | -19 | 16 | 8 | 2 | -15 | 1 | -6 | 7 | -5 | -11 | 7 | 1 | 214 | -54 |
| 23 | 1 | 23 | 13 | 9 | 5 | 1 | | 5 | 2 | 5 | | | | 44 | 558 |
| 23 | 16 | 34 | 10 | 19 | 5 | 9 | 2 | 8 | 9 | 8 | | 4 | 4 | 23 | 491 |
| | -15 | -11 | 3 | -10 | | -8 | -2 | -3 | -7 | -3 | | -4 | -4 | 21 | 67 |
| 306 | 65 | 268 | 187 | 314 | 37 | 69 | 96 | 54 | 57 | 56 | 15 | 38 | 25 | 388 | 4301 |
| 310 | 130 | 402 | 186 | 680 | 70 | 104 | 62 | 61 | 24 | 53 | 9 | 25 | 37 | 320 | 4457 |
| -4 | -65 | -134 | 1 | -366 | -33 | -35 | 34 | -7 | 33 | 3 | 6 | 13 | -12 | 68 | -156 |
| 45 | 10 | 37 | 26 | 17 | 7 | 10 | 2 | 12 | 12 | 6 | | 7 | 7 | 63 | 957 |
| 93 | 33 | 69 | 11 | 27 | 14 | 11 | 2 | 9 | 4 | 13 | 6 | 12 | 2 | 63 | 1317 |
| -48 | -23 | -32 | 15 | -10 | -7 | -1 | | 3 | 8 | -7 | -6 | -5 | 5 | | -360 |
| 68 | 39 | 56 | 44 | 47 | 19 | 6 | 10 | 14 | 18 | 30 | 3 | 10 | 5 | 176 | 1301 |
| 71 | 53 | 60 | 23 | 25 | 15 | 17 | 11 | 8 | 17 | 6 | 15 | 7 | 16 | 87 | 1170 |
| -3 | -14 | -4 | 21 | 22 | 3 | -11 | -1 | 6 | 1 | 24 | -12 | 3 | -11 | 89 | 131 |
| 20 | 6 | 7 | 4 | 3 | 2 | 3 | 2 | 1 | | | | | 7 | 29 | 407 |
| 20 | 4 | 26 | 11 | 12 | | 3 | 3 | | | 6 | 5 | | 1 | 25 | 376 |
| | 2 | -19 | -7 | -9 | 2 | | -1 | 1 | | -6 | -5 | | 6 | 4 | 31 |
| 48 | 8 | 32 | 20 | 7 | 8 | 12 | 9 | 7 | 4 | 8 | 1 | 6 | 7 | 42 | 724 |
| 42 | 32 | 58 | 6 | 20 | 10 | 10 | 15 | 7 | 3 | 3 | 1 | 6 | 4 | 56 | 932 |
| 6 | -24 | -26 | 14 | -13 | -2 | 2 | -6 | | 1 | 5 | | | 3 | -14 | -208 |
| 29 | 10 | 26 | 9 | 14 | 3 | 13 | 5 | 3 | | 1 | 5 | 10 | 9 | 84 | 802 |
| 46 | 23 | 22 | 26 | 13 | 2 | 16 | 4 | 12 | 4 | 10 | 4 | 6 | 12 | 21 | 826 |
| -17 | -13 | 4 | -17 | 1 | 1 | -3 | 1 | -9 | -4 | -9 | 1 | 4 | -3 | 63 | -24 |
| 22 | 14 | 34 | 11 | 10 | 10 | 18 | 19 | 9 | 3 | 15 | 6 | 4 | 5 | 25 | 764 |
| 34 | 7 | 30 | 13 | 10 | 8 | 5 | 6 | 15 | 6 | 2 | 1 | 2 | 1 | 17 | 906 |
| -12 | 7 | 4 | -2 | | 2 | 13 | 13 | -6 | -13 | 13 | 5 | 2 | 4 | 8 | -142 |
| 29 | 5 | 17 | 5 | 10 | | 3 | 4 | | 4 | 3 | | 3 | 2 | 54 | 485 |
| 36 | 1 | 13 | 7 | 3 | 5 | 12 | | 2 | 11 | 1 | 5 | | 2 | 37 | 546 |
| -7 | 4 | 4 | -2 | 7 | -5 | -9 | 4 | -2 | -7 | 2 | -5 | 3 | | 17 | -61 |

Tabell 1 (forts) Inflyttade och utflyttade fördelade på län och utlandet inkl överföringar från och till obefintligregistret kommunvis 1975

| KOMMUN | | | LÄN | | | | | | | | | |
|--------|------------|-------|------------------------|---------------------|--------------------------------|--------------------------------|-----------------------------|------------------------|--------------------|----------------------|----------------------|--------------------------------|
| | | | STOCK- HOLMS LÄN | UPP- SALA LÄN | SÖDER- MAN- LANDS LÄN | ÖSTER- GÖT- LANDS LÄN | JÖN- KÖ- PINGS LÄN | KRONO- BERGS LÄN | KAL- MAR LÄN | GÖT- LANDS LÄN | BLE- KINGE LÄN | KRI- STIAN- STADS LÄN |
| 0761 | LESSEBO | INFL | 32 | 1 | 4 | 6 | 10 | 265 | 57 | | 13 | 6 |
| | | UTFL | 10 | 1 | 4 | 6 | 21 | 177 | 48 | | 14 | 3 |
| | | NETTO | 22 | | | | -11 | 88 | 9 | | -1 | 3 |
| 0763 | TINGSRYD | INFL | 17 | 8 | | 8 | 15 | 237 | 25 | | 103 | 42 |
| | | UTFL | 23 | 11 | 6 | 2 | 19 | 208 | 25 | 2 | 88 | 10 |
| | | NETTO | -6 | -3 | -6 | 6 | -4 | 29 | | -2 | 15 | 32 |
| 0764 | ALVESTA | INFL | 21 | 5 | 10 | 8 | 42 | 429 | 17 | 2 | 11 | 15 |
| | | UTFL | 236 | 17 | 17 | 19 | 50 | 465 | 16 | | 43 | 19 |
| | | NETTO | -215 | -12 | -7 | -11 | -8 | -36 | 1 | 2 | -32 | -4 |
| 0765 | ÄLMHULT | INFL | 51 | 3 | 15 | 9 | 17 | 154 | 13 | 1 | 22 | 76 |
| | | UTFL | 21 | 2 | 6 | 21 | 16 | 174 | 13 | | 28 | 116 |
| | | NETTO | 30 | 1 | 9 | -12 | 1 | -20 | | 1 | -6 | -40 |
| 0767 | MARKARYD | INFL | 33 | | | 1 | 14 | 112 | 8 | 2 | 6 | 92 |
| | | UTFL | 44 | 3 | 3 | 7 | 14 | 127 | 23 | | 15 | 106 |
| | | NETTO | -11 | -3 | -3 | -6 | | -15 | -15 | 2 | -9 | -14 |
| 0780 | VÄXJÖ | INFL | 243 | 49 | 18 | 95 | 294 | 965 | 234 | 8 | 157 | 95 |
| | | UTFL | 263 | 27 | 24 | 68 | 216 | 990 | 272 | 5 | 150 | 89 |
| | | NETTO | -20 | 22 | -6 | 27 | 78 | -25 | -38 | 3 | 7 | 6 |
| 0781 | LJUNGBY | INFL | 72 | 6 | 11 | 9 | 164 | 240 | 15 | | 44 | 68 |
| | | UTFL | 73 | 9 | 17 | 20 | 86 | 219 | 21 | | 50 | 72 |
| | | NETTO | -1 | -3 | -6 | -11 | 78 | 21 | -6 | | -6 | -4 |
| 0821 | HÖGSBY | INFL | 24 | | 3 | | 24 | 23 | 145 | | | 5 |
| | | UTFL | 13 | 7 | 5 | 8 | 13 | 31 | 184 | | 5 | 1 |
| | | NETTO | 11 | -7 | -2 | -8 | 11 | -8 | -39 | | -5 | 4 |
| 0834 | TORSRS | INFL | 32 | 2 | | 11 | 1 | 8 | 192 | | 45 | |
| | | UTFL | 25 | | 1 | 1 | 5 | 11 | 139 | 1 | 35 | 4 |
| | | NETTO | 7 | 2 | -1 | 10 | -5 | -3 | 53 | -1 | 10 | -4 |
| 0840 | MÖRBYLÅNGA | INFL | 73 | 10 | 7 | 13 | 9 | 24 | 511 | 1 | 2 | 12 |
| | | UTFL | 24 | 2 | 2 | 11 | 10 | 10 | 219 | | 13 | 6 |
| | | NETTO | 49 | 8 | 5 | 2 | -1 | 14 | 292 | 1 | -11 | 6 |
| 0860 | HULTSFRED | INFL | 76 | 4 | 12 | 35 | 112 | 42 | 262 | 2 | 11 | 15 |
| | | UTFL | 84 | 4 | 14 | 35 | 109 | 61 | 243 | 6 | 13 | 9 |
| | | NETTO | -8 | | -2 | | 3 | -19 | 19 | -4 | -2 | 6 |
| 0861 | MÖNSTERS | INFL | 32 | 10 | 11 | 16 | 21 | 27 | 313 | 2 | 10 | 8 |
| | | UTFL | 51 | 2 | 5 | 13 | 22 | 8 | 321 | 1 | 13 | 2 |
| | | NETTO | -19 | 8 | 6 | 3 | -1 | 19 | -8 | 1 | -3 | 6 |
| 0862 | EMMABODA | INFL | 60 | 5 | 7 | 7 | 19 | 75 | 122 | 5 | 43 | 11 |
| | | UTFL | 64 | 1 | 7 | 12 | 16 | 76 | 161 | | 45 | 26 |
| | | NETTO | -24 | 4 | | -5 | 3 | -1 | -39 | 5 | -2 | -15 |
| 0880 | KALMAR | INFL | 240 | 35 | 20 | 68 | 117 | 116 | 937 | 17 | 90 | 48 |
| | | UTFL | 193 | 22 | 36 | 89 | 57 | 80 | 1153 | 26 | 113 | 46 |
| | | NETTO | 42 | 13 | -16 | -21 | 60 | 36 | -216 | -9 | -23 | 2 |
| 0881 | NYBRO | INFL | 24 | 14 | 12 | 34 | 36 | 53 | 321 | | 30 | 23 |
| | | UTFL | 35 | 12 | 11 | 19 | 26 | 74 | 320 | 6 | 20 | 14 |
| | | NETTO | -11 | 2 | 1 | 15 | 10 | -21 | 1 | -6 | 10 | 9 |

| MALMÖ- LÄN | HAL- LANDS LÄN | GÖTE- BORGS- BOHUS- LÄN | ÄLVS- BORGS LÄN | SKARA- BORGS LÄN | VÄRM- LANDS LÄN | BRE- BRO LÄN | VÄST- MAN- LANDS LÄN | KOP- PAR- BERGS LÄN | GÄVLE- BORGS LÄN | VÄSTER- NORR- LANDS LÄN | JÄMT- LANDS LÄN | VÄSTER- BOT- TENS LÄN | NORR- BOT- TENS LÄN | UT- LÄN- DET | SAMT- LIGA |
|---------------|----------------------|----------------------------------|-----------------------|------------------------|-----------------------|--------------------|-------------------------------|------------------------------|------------------------|----------------------------------|-----------------------|--------------------------------|------------------------------|--------------------|---------------|
| 46 | 5 | 14 | 7 | 1 | | 1 | | 3 | 1 | 1 | 1 | | | 80 | 554 |
| 43 | 5 | 13 | | 9 | | 1 | | 1 | 10 | | | 3 | | 22 | 393 |
| 3 | | 1 | 7 | -8 | | | -2 | 2 | -9 | 1 | 1 | -3 | | 58 | 161 |
| 33 | 7 | 9 | 2 | 4 | 2 | 1 | | | | 6 | | 5 | 8 | 102 | 634 |
| 57 | 5 | 8 | 9 | 7 | 1 | 1 | 1 | 4 | 1 | 2 | 1 | 7 | 1 | 40 | 539 |
| -24 | 2 | 1 | -7 | -3 | 1 | | -1 | -4 | -1 | 4 | -1 | -2 | 7 | 62 | 95 |
| 37 | 10 | 21 | 7 | 3 | 3 | | | | 2 | | 1 | | | 712 | 1357 |
| 135 | 20 | 63 | 30 | 10 | 29 | 14 | 28 | 11 | 12 | 5 | | 1 | 18 | 128 | 1386 |
| -98 | -10 | -42 | -23 | -7 | -26 | -14 | -27 | -11 | -10 | -5 | 1 | -1 | -18 | 584 | -29 |
| 81 | 8 | 23 | 2 | 3 | | 4 | 5 | 15 | 8 | 5 | | | | 73 | 588 |
| 66 | 7 | 26 | 11 | | 1 | 4 | 2 | 3 | 6 | 1 | | | 1 | 36 | 561 |
| 15 | 1 | -3 | -9 | 3 | -1 | | 3 | 12 | 2 | 4 | | | -1 | 37 | 27 |
| 81 | 39 | 11 | 3 | 6 | 1 | 2 | 3 | 2 | 4 | 4 | 3 | 2 | 4 | 138 | 571 |
| 64 | 69 | 11 | 8 | 4 | 17 | 7 | 9 | 4 | 2 | 3 | 1 | 2 | 2 | 60 | 605 |
| 17 | -30 | | -5 | 2 | -16 | -5 | -6 | -2 | 2 | 1 | 2 | | 2 | 78 | -34 |
| 331 | 40 | 91 | 69 | 35 | 34 | 40 | 50 | 23 | 21 | 23 | 6 | 15 | 20 | 214 | 3170 |
| 289 | 107 | 160 | 75 | 37 | 49 | 65 | 22 | 19 | 24 | 26 | 21 | 15 | 16 | 132 | 3161 |
| 42 | -67 | -69 | -6 | -2 | -15 | -25 | 28 | 4 | -3 | -3 | -15 | | 4 | 82 | 9 |
| 115 | 74 | 55 | 17 | 7 | 10 | 5 | 7 | 6 | 6 | 3 | 1 | 1 | 8 | 145 | 1089 |
| 91 | 102 | 34 | 17 | 4 | 10 | 16 | 13 | 7 | 8 | 9 | | 9 | 6 | 65 | 958 |
| 24 | -28 | 21 | | 3 | | -11 | -6 | -1 | -2 | -6 | 1 | -8 | 2 | 80 | 131 |
| 21 | | 1 | | 1 | | | 2 | 4 | | | | 1 | | 10 | 264 |
| 7 | 1 | 4 | 2 | | 5 | | 6 | | | | 4 | | 1 | 3 | 300 |
| 14 | -1 | -3 | -2 | 1 | -5 | | -4 | 4 | | | -4 | 1 | -1 | 7 | -36 |
| 10 | | 11 | 13 | 2 | | | 9 | | | 6 | 1 | 4 | | 4 | 351 |
| 15 | | 11 | 2 | 1 | | | 5 | | 1 | 2 | | 1 | | 3 | 264 |
| -5 | | | 11 | 1 | | | 4 | | -1 | 4 | 1 | 3 | | 1 | 87 |
| 54 | 1 | 13 | 7 | 2 | 2 | | 9 | | 1 | 3 | 1 | 4 | | 12 | 771 |
| 40 | 1 | 11 | 4 | | | 2 | | | 1 | 1 | 7 | 1 | | 5 | 370 |
| 14 | | 2 | 3 | 2 | 2 | -2 | 9 | | | 2 | -6 | 3 | | 7 | 401 |
| 38 | 12 | 13 | 15 | 15 | | 5 | 9 | 5 | 5 | 4 | 2 | 2 | 1 | 205 | 902 |
| 42 | 32 | 31 | 12 | 15 | 13 | 10 | 3 | 9 | 17 | 3 | 9 | 3 | 11 | 53 | 841 |
| -4 | -20 | -18 | 3 | | -13 | -5 | 6 | -4 | -12 | 1 | -7 | -1 | -10 | 152 | 61 |
| 16 | 4 | 10 | 4 | 3 | 2 | 12 | | | 2 | 3 | | 3 | | 39 | 548 |
| 16 | 1 | 18 | 4 | 2 | 11 | 14 | 15 | 1 | 6 | 6 | | 3 | 2 | 19 | 556 |
| | 3 | -8 | | 1 | -9 | -2 | -15 | -1 | -4 | -3 | | | -2 | 20 | -8 |
| 32 | 3 | 4 | 14 | 7 | 1 | 3 | 11 | | | 2 | | 5 | 1 | 79 | 496 |
| 36 | 10 | 16 | 3 | 4 | | | | 1 | 2 | 9 | | 1 | 2 | 49 | 541 |
| -4 | -7 | -12 | 11 | 3 | 1 | 3 | 11 | -1 | -2 | -7 | | 4 | -1 | 30 | -45 |
| 225 | 24 | 70 | 43 | 20 | 8 | 53 | 33 | 21 | 8 | 20 | 7 | 15 | 19 | 100 | 2354 |
| 194 | 42 | 107 | 31 | 30 | 22 | 26 | 11 | 16 | 20 | 15 | 18 | 15 | 10 | 64 | 2441 |
| 31 | -18 | -37 | 12 | -10 | -14 | 27 | 22 | 5 | -12 | 5 | -11 | | 9 | 36 | -87 |
| 41 | 5 | 27 | 8 | 10 | | 8 | 1 | 5 | 1 | 5 | | 2 | | 73 | 733 |
| 57 | 12 | 24 | 14 | 9 | 5 | 5 | | 1 | 19 | 8 | 1 | | 1 | 26 | 720 |
| -16 | -7 | 3 | -6 | 1 | -6 | 3 | 1 | 4 | -18 | -3 | -1 | 2 | -1 | 47 | 13 |

Tabell 1 (forts) Inflyttade och utflyttade fördelade på län och utlandet inkl överföringar från och till obefintligregistret kommunvis 1975

| KOMMUN | | LÄN | | | | | | | | | | |
|--------|--------------|------------------------|---------------------|--------------------------------|--------------------------------|-----------------------------|-------------------------|--------------------|----------------------|----------------------|--------------------------------|------|
| | | STOCK- HOLMS LÄN | UPP- SALA LÄN | SÜDER- MAN- LANDS LÄN | ÖSTER- GÖT- LANDS LÄN | JÖN- KÖ- PINGS LÄN | KRONO- BERGS- LÄN | KAL- MAR LÄN | GOT- LANDS LÄN | BLE- KINGE LÄN | KRI- STIAN- STADS LÄN | |
| 0882 | OSKARSHAMN | INFL | 97 | 8 | 37 | 82 | 77 | 60 | 496 | 24 | 11 | 29 |
| | | UTFL | 129 | 22 | 24 | 50 | 55 | 39 | 433 | 28 | 41 | 22 |
| | | NETTO | -32 | -14 | 13 | 32 | 22 | 21 | 63 | -4 | -30 | 7 |
| 0883 | VÄSTERVIK | INFL | 212 | 18 | 47 | 239 | 70 | 29 | 216 | 11 | 4 | 50 |
| | | UTFL | 187 | 44 | 56 | 287 | 74 | 31 | 276 | 11 | 22 | 13 |
| | | NETTO | 25 | -26 | -9 | -48 | -4 | -2 | -60 | | -18 | 37 |
| 0884 | VINMERBY | INFL | 54 | 12 | 29 | 85 | 64 | 11 | 166 | 1 | 2 | 2 |
| | | UTFL | 52 | 3 | 10 | 105 | 55 | 12 | 249 | 2 | 11 | 10 |
| | | NETTO | 2 | 9 | 19 | -20 | 9 | -1 | -83 | -1 | -9 | -8 |
| 0885 | BORGHOLM | INFL | 69 | 3 | 12 | 18 | 14 | 33 | 215 | 3 | 7 | 4 |
| | | UTFL | 51 | 6 | 1 | 9 | 5 | 9 | 198 | 1 | 5 | 7 |
| | | NETTO | 18 | -3 | 11 | 9 | 9 | 24 | 17 | 2 | 2 | -3 |
| 0980 | GOTLAND | INFL | 548 | 63 | 70 | 65 | 28 | 11 | 82 | | 30 | 16 |
| | | UTFL | 429 | 75 | 47 | 66 | 47 | 18 | 66 | | 26 | 20 |
| | | NETTO | 119 | -12 | 23 | -1 | -19 | -7 | 16 | | 4 | -4 |
| 1060 | OLOFSTRÖM | INFL | 20 | 1 | 5 | 21 | 3 | 41 | 24 | 3 | 116 | 107 |
| | | UTFL | 43 | 8 | 95 | 39 | 9 | 64 | 17 | | 198 | 212 |
| | | NETTO | -23 | -7 | -90 | -18 | -6 | -23 | 7 | 3 | -82 | -105 |
| 1080 | KARLSKRONA | INFL | 244 | 30 | 39 | 50 | 56 | 110 | 197 | 19 | 360 | 77 |
| | | UTFL | 281 | 23 | 34 | 47 | 36 | 98 | 146 | 14 | 404 | 91 |
| | | NETTO | -37 | 7 | 5 | 3 | 20 | 12 | 51 | 5 | -44 | -14 |
| 1081 | RONNEBY | INFL | 77 | 22 | 29 | 45 | 36 | 138 | 47 | 2 | 504 | 63 |
| | | UTFL | 77 | 8 | 16 | 25 | 31 | 111 | 40 | 9 | 357 | 55 |
| | | NETTO | | 14 | 13 | 20 | 5 | 27 | 7 | -7 | 147 | 8 |
| 1082 | KARLSHAMN | INFL | 42 | 9 | 12 | 23 | 14 | 80 | 57 | 2 | 314 | 96 |
| | | UTFL | 88 | 8 | 19 | 18 | 25 | 73 | 31 | 7 | 369 | 102 |
| | | NETTO | -46 | 1 | -7 | 5 | -12 | 7 | 26 | -5 | -55 | -6 |
| 1083 | SÖLVESBORG | INFL | 23 | 4 | 5 | 1 | 4 | 28 | 11 | | 183 | 201 |
| | | UTFL | 21 | 1 | 3 | 3 | 9 | 16 | 21 | | 149 | 193 |
| | | NETTO | 2 | 3 | 2 | -2 | -5 | 12 | -10 | | 34 | 8 |
| 1121 | ÖSTRA GÖINGE | INFL | 23 | 6 | 9 | 9 | 1 | 35 | 7 | 2 | 25 | 483 |
| | | UTFL | 30 | 1 | | 5 | 9 | 29 | 11 | 1 | 25 | 395 |
| | | NETTO | -7 | 5 | 9 | 4 | -8 | 6 | -4 | 1 | | 88 |
| 1137 | ÖRKELLJUNGA | INFL | 18 | | | 2 | 2 | 25 | 4 | | 7 | 153 |
| | | UTFL | 16 | 2 | | 2 | 21 | 31 | 14 | | 4 | 155 |
| | | NETTO | 2 | -2 | | | -19 | -6 | -10 | | 3 | -2 |
| 1160 | TOMELILLA | INFL | 28 | 6 | 2 | | 8 | 5 | 5 | | 2 | 115 |
| | | UTFL | 9 | | 1 | 3 | 4 | 4 | 11 | | 12 | 178 |
| | | NETTO | 19 | 6 | 1 | -3 | 4 | 1 | -6 | | -10 | -63 |
| 1162 | BRÖMÖLLA | INFL | 29 | 9 | 3 | 13 | 2 | 7 | 13 | | 225 | 183 |
| | | UTFL | 39 | 1 | 1 | 8 | 3 | 13 | 13 | | 178 | 181 |
| | | NETTO | -10 | 8 | 2 | 5 | -1 | -6 | | | 47 | 2 |
| 1163 | OSBY | INFL | 11 | | 1 | 9 | 12 | 82 | 20 | 2 | 20 | 206 |
| | | UTFL | 10 | 2 | | 6 | 10 | 71 | 12 | 1 | 28 | 201 |
| | | NETTO | 1 | -2 | 1 | 3 | 2 | 11 | 8 | 1 | -8 | 5 |

| MALMÖ- HUS- LÄN | HAL- LANDS LÄN | GÖTE- BORGS- BOHUS- LÄN | ÄLVS- BORGS LÄN | SKARA- BORGS LÄN | VÄRM- LANDS LÄN | ÖRE- BRO LÄN | VÄST- MAN- LANDS LÄN | KOP- PAR- BERGS LÄN | GÄVLE- BORGS LÄN | VÄSTER- NORR- LANDS LÄN | JÄMT- LANDS LÄN | VÄSTER- BOT- TENS LÄN | NORR- BOT- TENS LÄN | UT- LAN- DET | SAMT- LIGA |
|-----------------------|----------------------|----------------------------------|-----------------------|------------------------|-----------------------|--------------------|-------------------------------|------------------------------|------------------------|----------------------------------|-----------------------|--------------------------------|------------------------------|--------------------|---------------|
| 70 | 10 | 55 | 47 | 7 | 7 | 24 | 23 | 11 | 13 | 4 | 3 | 3 | 5 | 134 | 1337 |
| 85 | 20 | 78 | 21 | 5 | 3 | 6 | 22 | 22 | 11 | 10 | 6 | 11 | 1 | 91 | 1255 |
| -15 | -10 | -23 | 26 | 2 | 4 | 18 | 1 | -11 | 2 | -6 | -3 | -8 | 4 | 43 | 102 |
| 80 | 28 | 44 | 16 | 21 | 18 | 16 | 34 | 10 | 15 | 17 | 5 | 11 | 13 | 153 | 1377 |
| 60 | 15 | 62 | 11 | 7 | 15 | 37 | 28 | 17 | 31 | 19 | 9 | 12 | 6 | 107 | 1438 |
| 20 | 13 | -18 | 5 | 14 | 2 | -21 | 6 | -7 | -16 | -2 | -4 | -1 | 7 | 46 | -61 |
| 26 | 2 | 17 | 4 | 11 | 6 | 6 | 2 | 5 | 6 | 12 | | 5 | 1 | 42 | 571 |
| 22 | 17 | 19 | 7 | 10 | 6 | 6 | 2 | 1 | 8 | 2 | 2 | 2 | 1 | 10 | 618 |
| 4 | -15 | -2 | -3 | 1 | 6 | | | 4 | -2 | 10 | -2 | 3 | | 32 | -47 |
| 19 | 1 | 24 | 6 | 6 | | 3 | 3 | | 8 | 3 | 2 | 5 | 6 | 12 | 476 |
| 23 | 1 | 14 | 4 | 3 | | 1 | 2 | 1 | | 1 | 6 | 8 | | 2 | 358 |
| -4 | | 10 | 2 | 3 | | 2 | 1 | -1 | 8 | 2 | -4 | -3 | 6 | 10 | 118 |
| 51 | 14 | 57 | 22 | 18 | 2 | 30 | 35 | 17 | 16 | 17 | 9 | 12 | 15 | 51 | 1279 |
| 38 | 14 | 32 | 19 | 12 | 18 | 34 | 25 | 19 | 16 | 22 | 16 | 8 | 9 | 39 | 1115 |
| 13 | | 25 | 3 | 6 | -16 | -4 | 10 | -2 | | -5 | -7 | 4 | 6 | 12 | 164 |
| 63 | | 20 | 3 | 3 | 2 | 3 | 14 | | | 4 | | 4 | 8 | 267 | 732 |
| 146 | 13 | 38 | 18 | 20 | 7 | 42 | 12 | 14 | 9 | 14 | 9 | 21 | 14 | 236 | 1298 |
| -83 | -13 | -18 | -15 | -17 | -5 | -39 | 2 | -14 | -9 | -10 | -9 | -17 | -6 | 31 | -566 |
| 251 | 29 | 78 | 32 | 27 | 20 | 47 | 43 | 12 | 15 | 12 | 7 | 9 | 18 | 87 | 1869 |
| 264 | 29 | 117 | 38 | 25 | 16 | 36 | 24 | 10 | 15 | 14 | 16 | 5 | 6 | 59 | 1848 |
| -13 | | -39 | -6 | 2 | 4 | 11 | 19 | 2 | | -2 | -9 | 4 | 12 | 28 | 21 |
| 150 | 5 | 20 | 23 | 8 | 6 | 13 | 14 | 15 | 12 | 12 | 11 | 6 | 3 | 317 | 1578 |
| 132 | 21 | 41 | 23 | 6 | 1 | 21 | 5 | | 12 | 8 | 9 | 6 | 11 | 101 | 1126 |
| 18 | -16 | -21 | | 2 | 5 | -8 | 9 | 15 | | 4 | 2 | | -8 | 216 | 452 |
| 128 | 23 | 22 | 16 | 6 | 12 | 6 | 5 | 3 | 15 | 10 | 4 | 12 | 15 | 120 | 1046 |
| 178 | 11 | 25 | 19 | 11 | 8 | 2 | 11 | 11 | 19 | 8 | 8 | 5 | 6 | 65 | 1128 |
| -50 | 12 | -3 | -3 | -5 | 4 | 4 | -6 | -8 | -4 | 2 | -4 | 7 | 9 | 55 | -82 |
| 80 | 9 | 14 | 12 | 1 | | 6 | 4 | | 5 | | | | | 18 | 609 |
| 74 | 5 | 18 | 6 | 6 | 1 | 5 | 5 | 10 | | 3 | 3 | | | 19 | 571 |
| 6 | 4 | -4 | 6 | -5 | -1 | 1 | -1 | -10 | 5 | -3 | -3 | | | -1 | 38 |
| 93 | 9 | 12 | 9 | 5 | | 3 | 2 | 1 | 2 | 1 | | 1 | 1 | 92 | 831 |
| 118 | 2 | 12 | 8 | 2 | 1 | 12 | 5 | | 2 | 3 | 3 | 2 | | 59 | 735 |
| -25 | 7 | | 1 | 3 | -1 | -9 | -3 | 1 | | -2 | -3 | -1 | 1 | 33 | 96 |
| 117 | 34 | 10 | 1 | 11 | | | | | | 3 | | 1 | | 43 | 431 |
| 100 | 37 | 6 | 3 | | 2 | | 2 | 1 | | 1 | | 2 | 1 | 22 | 422 |
| 17 | -3 | 4 | -2 | 11 | -2 | | -2 | -1 | | 2 | | -1 | -1 | 21 | 9 |
| 283 | | 4 | 1 | 1 | 4 | 4 | 3 | | 1 | 2 | 1 | 1 | | 15 | 491 |
| 260 | 1 | 10 | 5 | 2 | 1 | | 4 | 1 | | 1 | 1 | 2 | 6 | 2 | 517 |
| 23 | -1 | -6 | -4 | -1 | 3 | 4 | -1 | -1 | 1 | 2 | | -1 | -6 | 13 | -26 |
| 27 | 2 | 6 | 2 | 3 | | 4 | 8 | | | | | | 6 | 66 | 608 |
| 63 | 4 | 13 | 1 | 2 | 7 | 4 | | 4 | 4 | | | 2 | 1 | 67 | 605 |
| -36 | -2 | -7 | 1 | 1 | -7 | 4 | 8 | -4 | -4 | | | -2 | 5 | -1 | 3 |
| 94 | 3 | 13 | 7 | | 1 | 3 | | 4 | 3 | | 2 | 1 | 1 | 64 | 559 |
| 91 | 7 | 5 | 2 | | | 1 | 5 | 2 | | 2 | 3 | 1 | 3 | 20 | 483 |
| 3 | -4 | 8 | 5 | | 1 | 2 | -5 | 2 | 3 | -2 | -1 | | -2 | 44 | 76 |

Tabell 1 (forts) Inflyttade och utflyttade fördelade på län och utlandet inkl överföringar från och till obefintligregistret kommunvis 1975

| KOMMUN | | | LÄN | | | | | | | | | | |
|--------|--------------|-------|------------------------|---------------------|--------------------------------|--------------------------------|-----------------------------|------------------------|--------------------|----------------------|----------------------|--------------------------------|-----|
| | | | STOCK- HOLMS LÄN | UPP- SALA LÄN | SÖDER- MAN- LANDS LÄN | ÖSTER- GÖT- LANDS LÄN | JÖN- KÖ- PINGS LÄN | KRONO- BERGS LÄN | KAL- MAR LÄN | GOT- LANDS LÄN | BLE- KINGE LÄN | KRI- STIAN- STADS LÄN | |
| 1165 | PERSTORP | INFL | 25 | | | 3 | 4 | 11 | | | | 9 | 127 |
| | | UTFL | 21 | | 1 | | 20 | 23 | | | | 13 | 194 |
| | | NETTO | 4 | | -1 | 3 | -16 | -12 | -6 | | | -4 | -67 |
| 1166 | KLIPPAN | INFL | 33 | 9 | 3 | 15 | 11 | 22 | 10 | | | 13 | 334 |
| | | UTFL | 30 | 8 | 4 | 9 | 11 | 15 | 3 | 1 | | 6 | 339 |
| | | NETTO | 3 | 1 | -1 | 6 | | 7 | 7 | -1 | | 7 | -5 |
| 1167 | ÅSTORP | INFL | 10 | 4 | 6 | 5 | 17 | 2 | 2 | | | 6 | 169 |
| | | UTFL | 13 | | 3 | 11 | 17 | 4 | 3 | | | 9 | 266 |
| | | NETTO | -3 | 4 | 3 | -6 | | -2 | -1 | | | -3 | -97 |
| 1168 | BÅSTAD | INFL | 70 | 7 | 7 | 2 | 20 | 11 | 2 | | | | 195 |
| | | UTFL | 33 | 2 | 4 | 4 | 2 | 1 | 1 | | | | 144 |
| | | NETTO | 37 | 5 | 3 | -2 | 18 | 10 | 1 | | | | 51 |
| 1180 | KRISTIANSTAD | INFL | 203 | 30 | 34 | 59 | 71 | 86 | 43 | 4 | 268 | 772 | |
| | | UTFL | 161 | 31 | 14 | 42 | 49 | 57 | 81 | 9 | 196 | 859 | |
| | | NETTO | 42 | -1 | 20 | 17 | 22 | 29 | -38 | -5 | 72 | -87 | |
| 1181 | SIMRISHAMN | INFL | 81 | 14 | 5 | 7 | 7 | 3 | 19 | | | 14 | 164 |
| | | UTFL | 43 | 2 | 11 | 15 | 6 | 7 | 16 | 3 | | 7 | 153 |
| | | NETTO | 38 | 12 | -6 | -8 | 1 | -4 | 3 | -3 | | 7 | 11 |
| 1182 | ANGELHOLM | INFL | 111 | 22 | 15 | 11 | 14 | 25 | 17 | 3 | 15 | 427 | |
| | | UTFL | 52 | 9 | 8 | 7 | 13 | 32 | 15 | | 10 | 341 | |
| | | NETTO | 59 | 13 | 7 | 4 | 1 | -7 | 2 | 3 | 5 | 86 | |
| 1183 | HÄSLEHOLM | INFL | 86 | 22 | 22 | 26 | 36 | 125 | 18 | 9 | 49 | 623 | |
| | | UTFL | 85 | 19 | 25 | 15 | 40 | 118 | 21 | 1 | 56 | 545 | |
| | | NETTO | 1 | 3 | -3 | 11 | -4 | 7 | -3 | 8 | -7 | 78 | |
| 1214 | SVALÖV | INFL | 15 | 7 | 9 | 8 | 2 | 3 | 5 | | 7 | 71 | |
| | | UTFL | 8 | 1 | 1 | 6 | 6 | 11 | 6 | | 11 | 83 | |
| | | NETTO | 7 | 6 | 8 | 2 | -4 | -8 | -1 | | -4 | -12 | |
| 1229 | BARA | INFL | 19 | | 2 | 1 | 4 | | | | | 13 | |
| | | UTFL | 16 | 2 | 4 | 12 | 4 | 5 | | | 4 | 12 | |
| | | NETTO | 3 | -2 | -2 | -11 | | -5 | | | -4 | 1 | |
| 1230 | STAFFANSTORP | INFL | 82 | 9 | 6 | 6 | 16 | 14 | 4 | | 16 | 57 | |
| | | UTFL | 72 | 7 | | 17 | 21 | 18 | 13 | | 6 | 47 | |
| | | NETTO | 10 | 2 | 6 | -11 | -5 | -4 | -9 | | 10 | 10 | |
| 1231 | BURLÖV | INFL | 35 | 3 | 5 | 5 | 15 | 7 | 11 | | 15 | 60 | |
| | | UTFL | 23 | 3 | 9 | 14 | 19 | 20 | 15 | | 28 | 61 | |
| | | NETTO | 12 | | -4 | -9 | -4 | -13 | -4 | | -13 | -1 | |
| 1233 | VELLINGE | INFL | 80 | | 5 | 9 | 12 | 12 | 12 | 7 | 10 | 45 | |
| | | UTFL | 63 | 7 | 6 | 9 | 10 | 16 | 12 | | 6 | 45 | |
| | | NETTO | 17 | -7 | -1 | | 2 | -4 | | 7 | 4 | | |
| 1260 | BJJV | INFL | 21 | 1 | 5 | 17 | 18 | 14 | 7 | | 17 | 151 | |
| | | UTFL | 22 | 1 | 7 | 3 | 11 | 7 | 21 | | 15 | 188 | |
| | | NETTO | -1 | | -2 | 14 | 7 | 7 | -14 | | 2 | -37 | |
| 1261 | KÄVLINGE | INFL | 36 | 5 | 9 | 12 | 2 | 32 | 7 | 3 | 20 | 96 | |
| | | UTFL | 67 | 2 | | 2 | 12 | 9 | 9 | | 8 | 66 | |
| | | NETTO | -31 | 3 | 9 | 10 | -10 | 23 | -2 | 3 | 12 | 30 | |

| MALMÖ- HUS LÄN | HAL- LANDS LÄN | GÖTE- BORGS- BOHUS- LÄN | ÄLVS- BORGS LÄN | SKARA- BORGS LÄN | VÄRM- LANDS LÄN | JRE- BRO LÄN | VÄST- MAN- LANDS LÄN | KOP- PAR- BERGS LÄN | GÄVLE- BORGS LÄN | VÄSTER- NORR- LANDS LÄN | JÄMT- LANDS LÄN | VÄSTER- BOT- TENS LÄN | NORR- BOT- TENS LÄN | UT- LAN- DET | SAMT- LIGA |
|----------------------|----------------------|----------------------------------|-----------------------|------------------------|-----------------------|--------------------|-------------------------------|------------------------------|------------------------|----------------------------------|-----------------------|--------------------------------|------------------------------|--------------------|---------------|
| 83 | 5 | 19 | | 11 | 5 | 7 | 5 | 1 | 3 | 6 | 1 | | 1 | 130 | 456 |
| 117 | 8 | 7 | 14 | 6 | 13 | 9 | 1 | 1 | | 10 | 5 | | 10 | 40 | 527 |
| -34 | -3 | 12 | -14 | 5 | -8 | -2 | 4 | | 3 | -4 | -4 | -8 | -9 | 90 | -71 |
| 363 | 27 | 16 | 36 | 18 | 12 | 3 | 6 | 3 | 4 | 1 | 5 | 8 | 10 | 69 | 1031 |
| 238 | 29 | 16 | 1 | 6 | 12 | 6 | 10 | 3 | 6 | 1 | 2 | 11 | 2 | 29 | 798 |
| 125 | -2 | | 35 | 12 | | -3 | -4 | | -2 | | 3 | -3 | 8 | 40 | 233 |
| 620 | 14 | 16 | 13 | 7 | | 6 | 11 | 6 | 3 | 3 | | | 5 | 39 | 964 |
| 392 | 11 | 5 | 10 | | | 14 | 1 | | 2 | 1 | | | 2 | 20 | 785 |
| 228 | 3 | 11 | 3 | 7 | -1 | -8 | 10 | 6 | 1 | 2 | | | 3 | 19 | 179 |
| 138 | 43 | 24 | 13 | 4 | 1 | 7 | 5 | | 6 | | | | 1 | 25 | 581 |
| 106 | 49 | 19 | 4 | 4 | | 1 | 3 | 6 | | 2 | | | 2 | 16 | 404 |
| 32 | -6 | 5 | 9 | | 1 | 6 | 2 | -6 | 6 | -2 | | | -2 | 9 | 177 |
| 624 | 57 | 59 | 42 | 20 | 22 | 16 | 14 | 12 | 14 | 8 | 5 | 21 | 5 | 164 | 2653 |
| 636 | 41 | 73 | 33 | 14 | 25 | 24 | 15 | 15 | 13 | 17 | 2 | 6 | 8 | 108 | 2529 |
| -12 | 16 | -14 | 9 | 5 | -3 | -8 | -1 | -3 | 1 | -9 | 3 | 15 | -3 | 56 | 124 |
| 391 | 10 | 26 | 3 | 3 | 2 | | 11 | 1 | | 4 | 1 | 2 | 6 | 27 | 801 |
| 320 | 8 | 18 | 5 | 1 | 5 | 3 | 5 | 4 | 2 | 6 | 1 | 5 | 1 | 17 | 665 |
| 71 | 2 | 8 | -2 | 2 | -4 | -3 | 6 | -3 | -2 | -2 | | -3 | 5 | 10 | 136 |
| 635 | 49 | 35 | 11 | 16 | 3 | 17 | 11 | 9 | 8 | 3 | 7 | 6 | 11 | 59 | 1540 |
| 486 | 49 | 40 | 12 | 2 | 1 | 3 | 10 | 7 | 2 | 2 | 5 | 10 | 6 | 29 | 1151 |
| 149 | | -5 | -1 | 14 | 2 | 14 | 1 | 2 | 6 | 1 | 2 | -4 | 5 | 30 | 389 |
| 500 | 21 | 37 | 28 | 7 | 15 | 15 | 14 | 6 | 17 | 7 | 2 | 19 | 13 | 230 | 1948 |
| 482 | 30 | 50 | 22 | 24 | 8 | 9 | 21 | 7 | 7 | 29 | 6 | 1 | 16 | 90 | 1727 |
| 18 | -9 | -13 | 6 | -17 | 8 | 6 | -7 | -1 | 10 | -22 | -4 | 18 | -3 | 140 | 221 |
| 542 | 5 | 16 | 5 | 1 | 3 | | 5 | 3 | 2 | 1 | 1 | 2 | | 151 | 864 |
| 581 | 4 | 20 | 4 | | 4 | 3 | | | 4 | 1 | | 2 | | 18 | 774 |
| -39 | 1 | -4 | 1 | 1 | -1 | -3 | 5 | 3 | -2 | | 1 | | | 133 | 90 |
| 299 | 2 | 8 | 5 | 4 | 1 | | | | | | 2 | | | 6 | 366 |
| 324 | | 4 | 2 | | 7 | 6 | | 8 | 8 | | 1 | 3 | 4 | 9 | 435 |
| -25 | 2 | 4 | 3 | 4 | -6 | -6 | | -8 | -8 | | 1 | -3 | -4 | -3 | -69 |
| 1174 | 16 | 30 | 6 | 4 | 4 | 6 | 6 | 5 | | 6 | 1 | 4 | | 56 | 1528 |
| 791 | 15 | 9 | 8 | 5 | | 3 | 8 | 2 | 11 | 9 | 4 | 5 | 2 | 34 | 1112 |
| 383 | 1 | 21 | -2 | -1 | 4 | -2 | -2 | 3 | -11 | -3 | -3 | -1 | -2 | 22 | 416 |
| 986 | 7 | 14 | 17 | 6 | 10 | 8 | 4 | 2 | 2 | | | | | 60 | 1272 |
| 933 | 13 | 17 | 12 | 8 | 8 | 6 | 6 | 6 | | 2 | | | 4 | 38 | 1245 |
| 53 | -6 | -3 | 5 | -2 | 2 | 2 | -2 | -4 | 2 | -2 | | | -4 | 22 | 27 |
| 1705 | 6 | 25 | 26 | 8 | 11 | 7 | 10 | | 12 | 3 | | | 5 | 75 | 2085 |
| 858 | 7 | 27 | 16 | 6 | 8 | 3 | 6 | 6 | 8 | 6 | | 2 | 2 | 38 | 1167 |
| 847 | -1 | -2 | 10 | 2 | 3 | 4 | 4 | -6 | 4 | -3 | | -2 | 3 | 37 | 918 |
| 464 | 22 | 2 | 10 | 5 | 1 | 6 | 14 | | 4 | 1 | | | 5 | 141 | 926 |
| 454 | 21 | 7 | 12 | 12 | | 10 | 1 | | 4 | | 1 | 2 | 10 | 102 | 911 |
| 10 | 1 | -5 | -2 | -7 | 1 | -4 | 13 | | | 1 | -1 | -2 | -5 | 39 | 15 |
| 1313 | 6 | 26 | 13 | 11 | 5 | 5 | 8 | 1 | | 6 | | 2 | | 51 | 1669 |
| 857 | 18 | 40 | 14 | 3 | 12 | 5 | 1 | 5 | 6 | 13 | 2 | 7 | 1 | 34 | 1193 |
| 456 | -12 | -14 | -1 | 8 | -7 | | 7 | -4 | -6 | -7 | -2 | -5 | -1 | 17 | 476 |

Tabell 1 (forts) Inflyttade och utflyttade fördelade på län och utlandet inkl överföringar från och till obefintligregistret kommunvis 1975

| KOMMUN | | LÄN | | | | | | | | | | |
|--------|-------------|------------------------|---------------------|--------------------------------|--------------------------------|-----------------------------|------------------------|--------------------|----------------------|----------------------|--------------------------------|------|
| | | STOCK- HOLMS LÄN | UPP- SALA LÄN | SÖDER- MAN- LANDS LÄN | ÖSTER- GÖT- LANDS LÄN | JÖN- KÖ- PINGS LÄN | KRONO- BERGS LÄN | KAL- MAR LÄN | GÖT- LANDS LÄN | BLE- KINGE LÄN | KRI- STIAN- STADS LÄN | |
| 1262 | LOMMA | INFL | 82 | 10 | 5 | 7 | 9 | 8 | | | 15 | 24 |
| | | UTFL | 75 | 10 | 18 | 10 | 24 | 11 | 14 | | 17 | 36 |
| | | NETTO | 7 | | -13 | -3 | -15 | -3 | -5 | | -2 | -12 |
| 1263 | SVEDALA | INFL | 9 | 2 | | | | 7 | 5 | | 12 | 19 |
| | | UTFL | 21 | 4 | | | 10 | 6 | 5 | | 6 | 33 |
| | | NETTO | -12 | -2 | | | -10 | 1 | | | 6 | -14 |
| 1264 | SKURUP | INFL | 34 | 9 | | 15 | 11 | 7 | 9 | | 6 | 18 |
| | | UTFL | 6 | 3 | | 12 | 4 | 1 | 3 | | 2 | 30 |
| | | NETTO | 28 | 6 | | 3 | 7 | 6 | 6 | | 4 | -12 |
| 1265 | SJÖBO | INFL | 27 | 2 | 6 | 2 | 4 | 2 | 8 | | 2 | 72 |
| | | UTFL | 14 | 2 | | 10 | 9 | 9 | 2 | | 8 | 101 |
| | | NETTO | 13 | | 6 | -8 | -5 | -7 | 6 | | -6 | -29 |
| 1266 | HÖRBY | INFL | 34 | 4 | | 2 | 10 | 8 | 4 | | 8 | 77 |
| | | UTFL | 8 | 1 | 3 | 9 | 3 | 6 | 7 | | 2 | 73 |
| | | NETTO | 26 | 3 | -3 | -7 | 7 | 2 | -3 | | 6 | 4 |
| 1267 | HÖJR | INFL | 40 | 17 | 11 | 2 | 6 | 8 | 10 | | 12 | 103 |
| | | UTFL | 8 | 5 | 4 | 1 | 9 | 4 | 5 | | 5 | 94 |
| | | NETTO | 32 | 12 | 7 | 1 | -3 | 4 | 5 | | 7 | 9 |
| 1280 | MALMÖ | INFL | 853 | 72 | 75 | 212 | 259 | 242 | 208 | 14 | 268 | 680 |
| | | UTFL | 909 | 108 | 96 | 174 | 202 | 287 | 231 | 22 | 264 | 834 |
| | | NETTO | -56 | -36 | -21 | 38 | 57 | -45 | -23 | -8 | 4 | -154 |
| 1281 | LUND | INFL | 325 | 83 | 83 | 135 | 166 | 203 | 159 | 7 | 214 | 525 |
| | | UTFL | 527 | 57 | 60 | 114 | 127 | 149 | 142 | 20 | 144 | 422 |
| | | NETTO | -202 | 26 | 23 | 21 | 39 | 54 | 17 | -13 | 70 | 103 |
| 1282 | LAVOSKRONA | INFL | 103 | 15 | 45 | 28 | 43 | 35 | 29 | 1 | 53 | 179 |
| | | UTFL | 84 | 6 | 11 | 22 | 27 | 51 | 20 | | 20 | 153 |
| | | NETTO | 19 | 9 | 34 | 6 | 16 | -16 | 9 | 1 | 33 | 26 |
| 1283 | HELSINGBORG | INFL | 241 | 41 | 50 | 73 | 122 | 83 | 64 | 2 | 67 | 778 |
| | | UTFL | 326 | 25 | 34 | 73 | 77 | 68 | 68 | 2 | 55 | 1090 |
| | | NETTO | -85 | 16 | 16 | | 45 | 15 | -4 | | 12 | -312 |
| 1284 | HÖGANÄS | INFL | 92 | 6 | 21 | 10 | 20 | 26 | 20 | | 12 | 117 |
| | | UTFL | 53 | 8 | 7 | 8 | 10 | 20 | 13 | 2 | 14 | 157 |
| | | NETTO | 39 | -2 | 14 | 2 | 10 | 6 | 7 | -2 | -2 | -40 |
| 1285 | ESLÖV | INFL | 59 | 1 | 14 | 17 | 15 | 28 | 13 | 1 | 18 | 86 |
| | | UTFL | 19 | 4 | 12 | 19 | 17 | 13 | 26 | 3 | 18 | 128 |
| | | NETTO | 40 | -3 | 2 | -2 | -2 | 15 | -13 | -2 | | -42 |
| 1286 | YSTAD | INFL | 79 | 10 | 7 | 21 | 19 | 14 | 5 | 3 | 12 | 163 |
| | | UTFL | 37 | 7 | 6 | 10 | 12 | 8 | 7 | | 18 | 214 |
| | | NETTO | 42 | 3 | 1 | 11 | 7 | 6 | -2 | 3 | -6 | -51 |
| 1287 | TRELLEBORG | INFL | 54 | 11 | 9 | 14 | 8 | 28 | 8 | | 10 | 75 |
| | | UTFL | 95 | 4 | 8 | 25 | 28 | 34 | 13 | 2 | 21 | 101 |
| | | NETTO | -41 | 7 | 1 | -11 | -20 | -6 | -5 | -2 | -11 | -26 |
| 1315 | HYLTE | INFL | 21 | | | 18 | 103 | 44 | 17 | | 7 | 6 |
| | | UTFL | 23 | | 1 | 9 | 67 | 42 | 17 | | 6 | 9 |
| | | NETTO | -2 | | -1 | 9 | 36 | 2 | | | 1 | -3 |

| MALMÖ- HUS LÄN | HAL- LANDS LÄN | GÖTE- BORGS- BOHUS- LÄN | ÄLVS- BORGS- LÄN | SKARA- BORGS LÄN | VÄRM- LANDS LÄN | ÖRE- BRO LÄN | VÄST- MAN- LANDS LÄN | KOP- PAR- BERGS LÄN | GÄVLE- BORGS LÄN | VÄSTER- NORR- LANDS LÄN | JÄMT- LANDS LÄN | VÄSTER- BOT- TENS LÄN | NORR- BOT- TENS LÄN | UT- LÄN- DET | SAMT- LIGA |
|----------------------|----------------------|----------------------------------|------------------------|------------------------|-----------------------|--------------------|-------------------------------|------------------------------|------------------------|----------------------------------|-----------------------|--------------------------------|------------------------------|--------------------|---------------|
| 786 | 20 | 20 | 5 | 10 | 3 | 12 | 7 | | 7 | 1 | | 1 | 8 | 48 | 1097 |
| 713 | 28 | 35 | 24 | 6 | 8 | 12 | 9 | 3 | 5 | 3 | 4 | 5 | 4 | 40 | 1114 |
| 73 | -8 | -15 | -19 | 4 | -5 | | -2 | -3 | 2 | -2 | -4 | -4 | 4 | 8 | -17 |
| 880 | 2 | 3 | 5 | | 2 | | 5 | | | | | | 3 | 9 | 963 |
| 346 | | 2 | | | 1 | | 2 | 4 | | 2 | | | 3 | 5 | 450 |
| 534 | 2 | 1 | 5 | | 1 | | 3 | -4 | | -2 | | | | 4 | 513 |
| 689 | 5 | 11 | 4 | 5 | 1 | 7 | 2 | 4 | | | | 4 | 5 | 18 | 864 |
| 364 | 4 | 6 | 2 | | | 6 | 1 | | 1 | 3 | 1 | 3 | | 18 | 470 |
| 325 | 1 | 5 | 2 | 5 | 1 | 1 | 1 | 4 | -1 | -3 | -1 | 1 | 5 | | 394 |
| 629 | 12 | 3 | 4 | | 1 | 7 | 5 | | | | | 4 | 3 | 12 | 805 |
| 449 | 9 | 3 | 4 | | 2 | | 3 | | | | | 1 | | 5 | 631 |
| 180 | 3 | | | | -1 | 7 | 2 | | | | | 3 | 3 | 7 | 174 |
| 419 | 5 | 2 | 3 | 4 | | | 2 | 2 | | | | 1 | 1 | 8 | 594 |
| 356 | 4 | 8 | 3 | 3 | 4 | 4 | 1 | | 1 | | 1 | | 1 | 12 | 510 |
| 63 | 1 | -6 | | 1 | -4 | -4 | 1 | 2 | -1 | | -1 | 1 | | -4 | 84 |
| 638 | 12 | 9 | | 2 | 8 | 1 | 4 | | 6 | | | 2 | 5 | 16 | 912 |
| 323 | 7 | 17 | 1 | | | | 4 | 1 | | | | | | 18 | 506 |
| 315 | 5 | -8 | -1 | 2 | 8 | 1 | | -1 | 6 | | | 2 | 5 | -2 | 406 |
| 4210 | 217 | 423 | 176 | 81 | 70 | 97 | 90 | 61 | 37 | 37 | 15 | 59 | 32 | 2109 | 10597 |
| 7220 | 258 | 450 | 161 | 99 | 65 | 110 | 96 | 69 | 79 | 48 | 47 | 55 | 56 | 1717 | 13657 |
| -3010 | -41 | -27 | 15 | -18 | 5 | -13 | -6 | -8 | -42 | -11 | -32 | 4 | -24 | 392 | -3060 |
| 3120 | 166 | 170 | 98 | 65 | 43 | 44 | 38 | 18 | 28 | 23 | 4 | 46 | 57 | 531 | 6351 |
| 3015 | 147 | 223 | 78 | 61 | 74 | 72 | 77 | 35 | 17 | 38 | 18 | 38 | 63 | 466 | 6184 |
| 105 | 19 | -53 | 20 | 4 | -31 | -28 | -39 | -17 | 11 | -15 | -14 | 8 | -6 | 65 | 167 |
| 1082 | 29 | 69 | 28 | 2 | 12 | 21 | 16 | 3 | 18 | 3 | 2 | 6 | 8 | 400 | 2230 |
| 1138 | 37 | 49 | 20 | 10 | 14 | 16 | 14 | 7 | 8 | 13 | | 13 | 5 | 171 | 1909 |
| -56 | -8 | 20 | 8 | -8 | -2 | 5 | 2 | -4 | 10 | -10 | 2 | -7 | 3 | 229 | 321 |
| 1535 | 110 | 173 | 80 | 36 | 19 | 47 | 38 | 20 | 22 | 40 | 16 | 14 | 12 | 573 | 4256 |
| 1921 | 149 | 198 | 63 | 34 | 18 | 27 | 39 | 23 | 27 | 28 | 19 | 11 | 16 | 407 | 4798 |
| -386 | -39 | -25 | 17 | 2 | 1 | 20 | -1 | -3 | -5 | 12 | -3 | 3 | -4 | 166 | -542 |
| 857 | 26 | 46 | 11 | 15 | 10 | 16 | 11 | 10 | 3 | 7 | 17 | 3 | 2 | 127 | 1485 |
| 540 | 23 | 43 | 13 | 7 | 9 | 3 | 15 | 12 | 5 | 7 | 6 | | 2 | 77 | 1054 |
| 317 | 3 | 3 | -2 | 8 | 1 | 13 | -4 | -2 | -2 | | 11 | 3 | | 50 | 431 |
| 979 | 34 | 25 | 11 | 12 | 8 | 3 | 14 | 6 | 1 | 1 | 1 | 1 | 10 | 121 | 1479 |
| 933 | 18 | 29 | 15 | 8 | 13 | 4 | 7 | 5 | 2 | 6 | 1 | 5 | 14 | 59 | 1378 |
| 46 | 16 | -4 | -4 | 4 | -5 | -1 | 7 | 1 | -1 | -5 | | -4 | -4 | 62 | 101 |
| 487 | 8 | 27 | 11 | 1 | 2 | 4 | 5 | 3 | 2 | | | | 2 | 58 | 943 |
| 566 | 2 | 23 | 1 | 2 | 4 | 4 | 3 | 1 | 7 | | 1 | 3 | 3 | 19 | 958 |
| -79 | 6 | 4 | 10 | -1 | -2 | | 2 | 2 | -5 | | -1 | -3 | -1 | 39 | -15 |
| 867 | 10 | 20 | | 2 | 7 | 13 | 2 | 8 | 10 | 6 | | 1 | 10 | 213 | 1386 |
| 979 | 8 | 18 | 34 | 6 | 5 | 5 | 5 | 8 | 6 | 7 | 3 | 4 | 7 | 236 | 1662 |
| -112 | 2 | 2 | -34 | -4 | 2 | 8 | -3 | | 4 | -1 | -3 | -3 | 3 | -23 | -276 |
| 24 | 149 | 36 | 9 | 7 | 9 | 3 | 14 | 2 | 2 | 1 | | 2 | 3 | 75 | 552 |
| 15 | 167 | 8 | 21 | 5 | 4 | 13 | 3 | 6 | 6 | 13 | | 2 | 7 | 55 | 499 |
| 9 | -18 | 28 | -12 | 2 | 5 | -10 | 11 | -4 | -4 | -12 | | | -4 | 20 | 53 |

Tabell 1 (forts) Inflyttade och utflyttade fördelade på län och utlandet inkl överföringar från och till obefintligregistret kommunvis 1975

| KOMMUN | LÄN | | LÄN | | | | | | | | | |
|--------|-------------|-------|------------------------|---------------------|--------------------------------|--------------------------------|-----------------------------|------------------------|--------------------|----------------------|----------------------|--------------------------------|
| | | | STOCK- HOLMS LÄN | UPP- SALA LÄN | SÖDER- MAN- LANDS LÄN | ÖSTER- GÖT- LANDS LÄN | JÖN- KÖ- PINGS LÄN | KRONO- BERGS LÄN | KAL- MAR LÄN | GÖT- LANDS LÄN | BLE- KINGE LÄN | KRI- STIAN- STADS LÄN |
| 1380 | HALMSTAD | INFL | 253 | 41 | 35 | 83 | 189 | 171 | 61 | 5 | 28 | 96 |
| | | UTFL | 235 | 26 | 12 | 50 | 91 | 87 | 27 | 2 | 16 | 106 |
| | | NETTO | 18 | 15 | 23 | 33 | 98 | 84 | 34 | 3 | 12 | -10 |
| 1381 | LAHOLM | INFL | 31 | 4 | 8 | 1 | 17 | 38 | 15 | 5 | 9 | 111 |
| | | UTFL | 16 | 3 | 1 | 10 | 9 | 31 | 8 | | | 103 |
| | | NETTO | 15 | 1 | 7 | -9 | 8 | 7 | 7 | 5 | 9 | 8 |
| 1382 | FALKENBERG | INFL | 68 | 11 | 12 | 17 | 53 | 22 | 14 | 1 | 5 | 17 |
| | | UTFL | 46 | 12 | 8 | 8 | 13 | 11 | 12 | 1 | 10 | 15 |
| | | NETTO | 22 | -1 | 4 | 9 | 40 | 11 | 2 | | | -5 |
| 1383 | VARBERG | INFL | 80 | 30 | 10 | 46 | 74 | 29 | 33 | | 19 | 32 |
| | | UTFL | 57 | 22 | 9 | 44 | 55 | 11 | 20 | 3 | 30 | 22 |
| | | NETTO | 23 | 8 | 1 | 2 | 19 | 18 | 13 | -3 | -11 | 10 |
| 1384 | KUNGSBACKA | INFL | 79 | 10 | 10 | 19 | 42 | 12 | 12 | 3 | 11 | 14 |
| | | UTFL | 70 | 29 | 17 | 10 | 17 | 6 | 6 | 8 | 4 | 19 |
| | | NETTO | 9 | -19 | -7 | 9 | 25 | 6 | 6 | -5 | 7 | -5 |
| 1401 | HÄRRYDA | INFL | 21 | 11 | 11 | 14 | 13 | 6 | 8 | 1 | 7 | 5 |
| | | UTFL | 35 | 10 | 10 | 4 | 16 | 11 | 3 | 1 | 1 | 9 |
| | | NETTO | -14 | 1 | 1 | 10 | -3 | -5 | 5 | | 6 | -4 |
| 1402 | PARTILLE | INFL | 65 | 16 | 30 | 18 | 34 | 16 | 22 | | 13 | 15 |
| | | UTFL | 86 | | 20 | 15 | 37 | 16 | 14 | | 6 | 20 |
| | | NETTO | -21 | 16 | 10 | 3 | -3 | | 8 | | 7 | -5 |
| 1407 | ÖCKERÖ | INFL | 12 | | | 1 | 15 | | | | 4 | |
| | | UTFL | 2 | | | 7 | 7 | | | | 4 | |
| | | NETTO | 10 | | | -6 | 8 | | | | | |
| 1415 | STENUNGSUND | INFL | 22 | 6 | 22 | 8 | 15 | 3 | 12 | | 6 | 7 |
| | | UTFL | 16 | 3 | 12 | 8 | 6 | 4 | 4 | 1 | 2 | 10 |
| | | NETTO | 6 | 3 | 10 | | 9 | -1 | 8 | -1 | 4 | -3 |
| 1419 | TJÖRN | INFL | 12 | 2 | 1 | 2 | 4 | 6 | | | 4 | |
| | | UTFL | 5 | 4 | 1 | | 1 | 7 | | | | |
| | | NETTO | 7 | -2 | | 2 | 3 | -1 | -5 | -1 | 4 | |
| 1421 | ORUST | INFL | 10 | 4 | | | 2 | | 2 | | | 4 |
| | | UTFL | 7 | 2 | | | | | 2 | | | 2 |
| | | NETTO | 3 | 2 | | | 2 | | 2 | | | 2 |
| 1427 | SOTENÄS | INFL | 13 | 1 | 4 | 6 | 1 | | 4 | | 3 | 1 |
| | | UTFL | 11 | | 1 | 1 | 4 | 1 | 3 | | 9 | |
| | | NETTO | 2 | 1 | 3 | 5 | -3 | -1 | 1 | | -6 | 1 |
| 1430 | MUNKEDAL | INFL | 6 | | | 4 | 1 | | 3 | | | |
| | | UTFL | 5 | | | 2 | | 5 | 2 | | 2 | |
| | | NETTO | 1 | | | 2 | 1 | -5 | 1 | | -2 | |
| 1435 | TANUM | INFL | 15 | 4 | 1 | 5 | 7 | | 3 | | | |
| | | UTFL | 5 | | 3 | 1 | | | 10 | | | |
| | | NETTO | 10 | 4 | -2 | 4 | 7 | | -7 | | | |
| 1480 | GÖTEBORG | INFL | 1303 | 253 | 260 | 387 | 627 | 247 | 294 | 23 | 177 | 182 |
| | | UTFL | 1485 | 234 | 196 | 298 | 400 | 162 | 194 | 34 | 105 | 189 |
| | | NETTO | -182 | 49 | 64 | 89 | 227 | 85 | 100 | -11 | 72 | -7 |

| MALMÖ- HUS- LÄN | HAL- LANDS- LÄN | GÖTE- BORGS- BOHUS- LÄN | ÄLVS- BORGS- LÄN | SKARA- BORGS- LÄN | VÄRM- LANDS- LÄN | ÖRE- BRO- LÄN | VÄST- MAN- LANDS- LÄN | KOP- PAR- BERGS- LÄN | GÄVLE- BORGS- LÄN | VÄSTER- NORR- LANDS- LÄN | JÄMT- LANDS- LÄN | VÄSTER- BOT- TENS- LÄN | NORR- BOT- TENS- LÄN | UT- LÄN- DET | SAMT- LIGA |
|-----------------------|-----------------------|----------------------------------|------------------------|-------------------------|------------------------|---------------------|--------------------------------|-------------------------------|-------------------------|-----------------------------------|------------------------|---------------------------------|-------------------------------|--------------------|---------------|
| 345 | 608 | 307 | 152 | 71 | -13 | 68 | 52 | 23 | 34 | 28 | 3 | 13 | 11 | 493 | 3183 |
| 359 | 804 | 275 | 128 | 38 | 6 | 27 | 22 | 42 | 38 | 12 | 28 | 25 | 22 | 247 | 2725 |
| -14 | -196 | 32 | 24 | 33 | 7 | 41 | 30 | -19 | -4 | 16 | -25 | -12 | -11 | 246 | 458 |
| 109 | 425 | 49 | 28 | 8 | 2 | 3 | 12 | 6 | 1 | | 2 | 1 | 1 | 40 | 926 |
| 82 | 235 | 22 | 11 | 3 | | 1 | 1 | 3 | | | 10 | 1 | 7 | 23 | 580 |
| 27 | 190 | 27 | 17 | 5 | 2 | 2 | 11 | 3 | 1 | | -8 | | -6 | 17 | 346 |
| 89 | 387 | 170 | 156 | 17 | 11 | 13 | 6 | 12 | 9 | 3 | 8 | 1 | 3 | 83 | 1188 |
| 92 | 344 | 119 | 45 | 9 | 5 | 10 | 6 | 13 | 3 | 7 | 8 | 2 | 6 | 50 | 848 |
| -3 | 43 | 51 | 111 | 8 | 5 | 3 | | -1 | 6 | -4 | 8 | -1 | -3 | 33 | 340 |
| 117 | 336 | 267 | 238 | 34 | 26 | 30 | 36 | 12 | 21 | 12 | 5 | 15 | 11 | 222 | 1735 |
| 119 | 308 | 276 | 201 | 45 | 41 | 14 | 32 | 6 | 15 | 18 | 14 | 29 | 40 | 151 | 1582 |
| -2 | 28 | -9 | 37 | -11 | -15 | 16 | 4 | 6 | 6 | -6 | -9 | -14 | -29 | 71 | 153 |
| 88 | 85 | 2250 | 223 | 27 | 19 | 16 | 8 | 11 | 9 | 9 | 2 | 6 | 3 | 108 | 3067 |
| 53 | 132 | 995 | 154 | 33 | 23 | 27 | 8 | 6 | 3 | 14 | 2 | 6 | 10 | 124 | 1774 |
| 35 | -47 | 1255 | 69 | -6 | -4 | -11 | | 5 | -3 | -5 | 2 | | -7 | -16 | 1293 |
| 24 | 36 | 1233 | 108 | 13 | 5 | 3 | 11 | 9 | 2 | | 3 | 1 | 8 | 97 | 1650 |
| 35 | 75 | 626 | 199 | 29 | 4 | 9 | 2 | 21 | 8 | 17 | 3 | 9 | 11 | 52 | 1200 |
| -11 | -39 | 607 | -91 | -16 | 1 | -6 | 9 | -12 | -6 | -17 | | -8 | -3 | 45 | 450 |
| 37 | 40 | 1357 | 262 | 37 | 28 | 25 | 16 | 4 | 3 | 8 | 5 | 4 | 7 | 122 | 2184 |
| 34 | 158 | 1358 | 450 | 31 | 42 | 15 | 10 | 15 | 2 | 13 | 10 | 17 | 16 | 57 | 2442 |
| 3 | -118 | -1 | -188 | 6 | -14 | 10 | 6 | -11 | 1 | -5 | -5 | -13 | -9 | 65 | -258 |
| 2 | 3 | 245 | 29 | 4 | | 5 | | | | 1 | | 1 | 1 | 13 | 336 |
| 4 | 11 | 222 | 24 | 7 | | | 1 | | 5 | | 4 | 1 | 1 | 18 | 318 |
| -2 | -8 | 23 | 5 | -3 | | 5 | -1 | | -4 | | -4 | | | -5 | 18 |
| 23 | 30 | 807 | 92 | 11 | 13 | 12 | 19 | 4 | 9 | 6 | 1 | 3 | 2 | 74 | 1207 |
| 19 | 27 | 622 | 99 | 29 | 5 | 16 | 12 | 10 | 3 | 6 | 4 | 11 | 7 | 47 | 984 |
| 4 | 3 | 185 | -7 | -18 | 7 | -4 | 7 | -6 | 6 | | -3 | -8 | -5 | 27 | 223 |
| 13 | 4 | 455 | 19 | 18 | 1 | | 3 | | | | 3 | 8 | | 29 | 584 |
| 4 | 3 | 269 | 43 | 2 | | 6 | | 1 | | 5 | 2 | 1 | 1 | 8 | 369 |
| 9 | 1 | 186 | -24 | 15 | 1 | -6 | 3 | -1 | | -5 | 1 | 7 | -1 | 21 | 215 |
| 7 | 17 | 672 | 51 | 1 | 2 | 1 | | | | | 1 | 4 | | 16 | 794 |
| 10 | 12 | 254 | 38 | 2 | 3 | 4 | 5 | 1 | | | 8 | 4 | 3 | 4 | 359 |
| -3 | 5 | 418 | 13 | -1 | -1 | -3 | -5 | -1 | | | -7 | | -3 | 12 | 435 |
| 2 | 8 | 144 | 28 | 4 | 5 | 7 | 4 | 4 | | 3 | | | 4 | 21 | 267 |
| 1 | 1 | 210 | 21 | 6 | 6 | 1 | 1 | 1 | | 3 | | | | 10 | 290 |
| 1 | 7 | -66 | 7 | -2 | -1 | 6 | 3 | 4 | | | | | 4 | 11 | -23 |
| 4 | 3 | 336 | 34 | 4 | | 1 | | | | | | | | 11 | 407 |
| 7 | 3 | 274 | 40 | 4 | 4 | 1 | | 5 | 4 | 4 | | | 1 | 5 | 368 |
| -3 | | 62 | -6 | | -4 | | | -5 | -4 | -4 | | | -1 | 6 | 39 |
| 4 | 11 | 304 | 54 | 8 | 9 | 6 | 2 | | | | 3 | 4 | | 21 | 461 |
| 3 | 2 | 212 | 29 | 7 | 8 | 6 | | | | | | 1 | 3 | 10 | 300 |
| 1 | 9 | 92 | 25 | 1 | 1 | | 2 | | | | 3 | 3 | -3 | 11 | 161 |
| 943 | 1190 | 4505 | 2767 | 718 | 631 | 414 | 257 | 193 | 158 | 238 | 119 | 159 | 182 | 4482 | 20709 |
| 803 | 2254 | 6453 | 3986 | 655 | 524 | 284 | 192 | 239 | 189 | 200 | 116 | 176 | 230 | 2996 | 22564 |
| 140 | -1064 | -1948 | -1219 | 63 | 107 | 130 | 65 | -46 | -31 | 38 | 3 | -17 | -48 | 1486 | -1855 |

Tabell 1 (forts) Inflyttade och utflyttade fördelade på län och utlandet inkl överföringar från och till obefintligregistret kommunvis 1975

| KOMMUN | | | LÄN | | | | | | | | | |
|--------|------------|-------|------------------------|---------------------|--------------------------------|--------------------------------|-----------------------------|------------------------|--------------------|----------------------|----------------------|--------------------------------|
| | | | STOCK- HOLMS LÄN | UPP- SALA LÄN | SÖDER- MAN- LANDS LÄN | ÖSTER- GÖT- LANDS LÄN | JÖN- KÖ- PINGS LÄN | KRONO- BERGS LÄN | KAL- MAR LÄN | GÖT- LANDS LÄN | BLE- KINGE LÄN | KRI- STIAN- STADS LÄN |
| 1481 | MÖLNDAL | INFL | 76 | 9 | 20 | 11 | 42 | 26 | 25 | 6 | 11 | 21 |
| | | UTFL | 111 | 6 | 21 | 21 | 48 | 22 | 17 | 4 | 11 | 19 |
| | | NETTO | -35 | 3 | -1 | -10 | -6 | 4 | 8 | 2 | | 2 |
| 1482 | KUNGÄLV | INFL | 52 | 1 | 14 | 9 | 10 | 1 | 5 | | 1 | 17 |
| | | UTFL | 49 | 6 | 7 | 5 | 20 | 10 | 13 | 3 | 7 | 8 |
| | | NETTO | 3 | -5 | 7 | 4 | -10 | -9 | -8 | -3 | -6 | 9 |
| 1484 | LYSEKIL | INFL | 49 | 6 | 18 | 12 | 7 | 2 | 1 | | 9 | 6 |
| | | UTFL | 31 | 3 | 7 | 15 | 8 | 2 | 3 | | 2 | |
| | | NETTO | 18 | 3 | 11 | -3 | -1 | | -2 | | 7 | 6 |
| 1485 | UDDEVALLA | INFL | 84 | 25 | 20 | 33 | 49 | 21 | 10 | | 4 | 12 |
| | | UTFL | 93 | 13 | 13 | 14 | 27 | 1 | 21 | 13 | 3 | 20 |
| | | NETTO | -9 | 12 | 7 | 19 | 22 | 20 | -11 | -13 | 1 | -8 |
| 1486 | STRÖMSTAD | INFL | 32 | | 5 | 6 | 5 | | 6 | 2 | | 4 |
| | | UTFL | 15 | 2 | 1 | 4 | 2 | | | | 2 | |
| | | NETTO | 17 | -2 | 4 | 2 | 3 | | 6 | 2 | -2 | 4 |
| 1504 | DALS-ED | INFL | 6 | | | 5 | 1 | | | | | 1 |
| | | UTFL | 5 | 1 | 1 | 2 | 8 | | 3 | 1 | 4 | |
| | | NETTO | 1 | -1 | -1 | 3 | -7 | | -3 | -1 | -4 | 1 |
| 1507 | FÄRGELANDA | INFL | 9 | | | | | | 1 | | 6 | 1 |
| | | UTFL | 7 | | | 3 | 1 | | | | | |
| | | NETTO | 2 | | | -3 | -1 | | 1 | | 6 | 1 |
| 1521 | ALE | INFL | 39 | 4 | 5 | 13 | 9 | 6 | 3 | 1 | 1 | 9 |
| | | UTFL | 52 | 3 | 13 | 26 | 14 | 3 | 13 | | 1 | 7 |
| | | NETTO | -13 | 1 | -8 | -13 | -5 | 3 | -10 | 1 | | 2 |
| 1524 | LERUM | INFL | 57 | 12 | 5 | 13 | 14 | 9 | 11 | 4 | 6 | 3 |
| | | UTFL | 56 | 28 | 17 | 17 | 18 | 8 | 7 | | 6 | 17 |
| | | NETTO | 1 | -16 | -12 | -4 | -4 | 1 | 4 | 4 | 6 | -14 |
| 1527 | VÄRGARDA | INFL | 12 | 4 | 4 | 16 | 12 | | 1 | | | 1 |
| | | UTFL | 13 | 2 | 2 | 8 | 1 | 2 | 4 | | 1 | |
| | | NETTO | -1 | 2 | 2 | 8 | 11 | -2 | -3 | | -1 | 1 |
| 1552 | TRANEMO | INFL | 17 | | 4 | 2 | 52 | 7 | 5 | | | |
| | | UTFL | 9 | 8 | | 9 | 80 | 3 | 2 | | 5 | 10 |
| | | NETTO | 8 | -8 | 4 | -7 | -28 | 4 | 3 | | -5 | -10 |
| 1560 | BENGTSFORS | INFL | 22 | | | 14 | 2 | 1 | | | | 4 |
| | | UTFL | 14 | 5 | 1 | 2 | 8 | | 6 | 1 | | 4 |
| | | NETTO | 8 | -5 | -1 | 12 | -6 | 1 | -6 | -1 | | |
| 1561 | MELLERUD | INFL | 10 | 7 | 10 | 11 | | | 1 | | | 1 |
| | | UTFL | 11 | 1 | 9 | 1 | 4 | | 3 | | | 9 |
| | | NETTO | -1 | 6 | 1 | 10 | -4 | | -2 | | | -8 |
| 1562 | LILLA EDET | INFL | 11 | 1 | 6 | 2 | 2 | 6 | | | 12 | 1 |
| | | UTFL | 10 | 3 | 6 | 8 | 8 | 1 | 2 | | | 4 |
| | | NETTO | 1 | -2 | | -6 | -6 | 5 | -2 | | 12 | -3 |
| 1563 | MARK | INFL | 31 | 6 | 13 | 15 | 20 | 5 | 6 | | 4 | 4 |
| | | UTFL | 52 | 3 | 11 | 16 | 12 | 6 | 8 | 2 | 5 | 12 |
| | | NETTO | -21 | 3 | 2 | -1 | 8 | -1 | -2 | -2 | -1 | -8 |

| MALMÖ- HUS LÄN | HAL- LANDS LÄN | GÖTE- BORGS- BOHUS- LÄN | ÄLVS- BORGS LÄN | SKARA- BORGS LÄN | VÄRM- LANDS LÄN | ÖRE- BRO LÄN | VÄST- MAN- LANDS LÄN | KOP- PAR- BERGS LÄN | GÖVLE- BORGS LÄN | VÄSTER- NORR- LANDS LÄN | JÄMT- LANDS LÄN | VÄSTER- BOT- TENS LÄN | NORR- BOT- TENS LÄN | UT- LÄN- DET | SAMT- LIGA | |
|----------------------|----------------------|----------------------------------|-----------------------|------------------------|-----------------------|--------------------|-------------------------------|------------------------------|------------------------|----------------------------------|-----------------------|--------------------------------|------------------------------|--------------------|---------------|-----|
| 48 | 245 | 2076 | 204 | 48 | 28 | 27 | 14 | 21 | 10 | 9 | 3 | 1 | 27 | 211 | 3219 | |
| 87 | 444 | 1840 | 361 | 106 | 42 | 31 | 13 | 14 | 9 | 12 | 9 | 21 | 24 | 144 | 3437 | |
| -39 | -199 | 236 | -157 | -58 | -14 | -4 | 1 | 7 | 1 | -3 | -6 | -20 | 3 | 67 | -218 | |
| 25 | 32 | 1043 | 302 | 38 | 22 | 16 | 20 | 8 | 8 | 4 | | 4 | 4 | 86 | 1722 | |
| 29 | 42 | 732 | 226 | 32 | 37 | 16 | 13 | 3 | 4 | 10 | 6 | 6 | 7 | 117 | 1405 | |
| -4 | -10 | 311 | 76 | 6 | -15 | | 10 | 5 | 4 | -6 | -6 | -2 | -3 | -31 | 317 | |
| 30 | 31 | 438 | 98 | 22 | 20 | 15 | 13 | 9 | 2 | 2 | 3 | | | 61 | 854 | |
| 18 | 6 | 280 | 47 | 16 | 19 | 10 | 5 | 5 | 4 | 5 | | 8 | 3 | 303 | 800 | |
| 12 | 25 | 158 | 51 | 6 | 1 | 5 | 8 | 4 | -2 | -3 | 3 | -8 | -3 | -242 | 54 | |
| 55 | 35 | 784 | 402 | 61 | 28 | 49 | 17 | 13 | 25 | 8 | 7 | 17 | 10 | 197 | 1966 | |
| 61 | 40 | 1029 | 389 | 86 | 72 | 17 | 15 | 26 | 20 | 13 | 5 | 7 | 16 | 115 | 2129 | |
| -6 | -5 | -245 | 13 | -25 | -44 | 32 | 2 | -13 | 5 | -5 | 2 | 10 | -6 | 82 | -163 | |
| 11 | 10 | 163 | 31 | 5 | 10 | 1 | 2 | 2 | 5 | 2 | 1 | 5 | | 50 | 358 | |
| 7 | 1 | 181 | 21 | 1 | 8 | 5 | 1 | 2 | 2 | 5 | 3 | | 4 | 29 | 296 | |
| 4 | 9 | -18 | 10 | 4 | 2 | -4 | 1 | | 3 | -3 | -2 | 5 | -4 | 21 | 62 | |
| | 1 | 49 | 88 | 5 | 22 | 3 | | | | | | | | 1 | 40 | 223 |
| 4 | 1 | 24 | 62 | 2 | 6 | | | 1 | 6 | 4 | | | | 9 | 13 | 157 |
| -4 | | 25 | 26 | 3 | 15 | 3 | | -1 | -6 | -3 | | | | -8 | 27 | 66 |
| 1 | 4 | 183 | 55 | 1 | 7 | 2 | | 2 | | | 1 | 1 | | | 5 | 279 |
| 5 | | 110 | 72 | 4 | 3 | | 3 | | 3 | | | 4 | | 1 | 5 | 226 |
| -4 | 4 | 73 | -17 | -3 | -1 | 2 | -3 | 2 | -3 | | 1 | -3 | -1 | | | 53 |
| 35 | 21 | 1102 | 169 | 18 | 9 | 9 | 15 | 4 | 8 | | | 7 | 5 | 257 | 1749 | |
| 28 | 30 | 826 | 210 | 27 | 40 | 13 | 10 | 9 | 13 | 15 | 5 | 17 | 33 | 86 | 1494 | |
| 7 | -9 | 276 | -41 | -9 | -31 | -4 | 5 | -5 | -5 | -15 | -5 | -10 | -28 | 171 | 255 | |
| 36 | 42 | 1533 | 141 | 23 | 7 | 3 | 15 | 1 | 7 | 8 | 1 | 2 | | 92 | 2045 | |
| 48 | 64 | 837 | 417 | 65 | 43 | 21 | 14 | 6 | 11 | 5 | 15 | 10 | 8 | 43 | 1775 | |
| -12 | -22 | 696 | -276 | -42 | -36 | -18 | 1 | -5 | -4 | 3 | -14 | -8 | -8 | 49 | 270 | |
| 2 | 6 | 73 | 289 | 27 | 2 | 5 | | 9 | 1 | 6 | | 2 | | 9 | 481 | |
| 1 | 7 | 51 | 147 | 13 | 4 | 5 | | 6 | | 4 | | 1 | | 13 | 285 | |
| 1 | -1 | 22 | 142 | 14 | -2 | | -6 | 9 | 1 | 2 | | 1 | | -4 | 196 | |
| 16 | 14 | 61 | 271 | 13 | | | 1 | 4 | | 3 | | 1 | 1 | 29 | 501 | |
| 10 | 10 | 40 | 170 | 19 | 5 | 10 | 4 | 6 | | 2 | 1 | 11 | | 29 | 444 | |
| 6 | 4 | 21 | 101 | -6 | -5 | -10 | -3 | -2 | | 1 | -1 | -10 | 1 | | 57 | |
| 12 | 2 | 80 | 126 | 10 | 54 | 12 | | 3 | 7 | 1 | | | 1 | 128 | 479 | |
| 9 | 9 | 77 | 177 | 7 | 78 | 13 | 7 | 5 | 3 | 12 | | 2 | 3 | 62 | 505 | |
| 3 | -7 | 3 | -51 | 3 | -24 | -1 | -7 | -2 | 4 | -11 | | -2 | -2 | 66 | -26 | |
| 12 | 5 | 68 | 215 | 20 | 22 | 5 | 1 | | 1 | 2 | 2 | | | 19 | 412 | |
| 5 | 17 | 79 | 163 | 7 | 24 | 9 | 1 | 2 | 7 | 2 | | | | 17 | 371 | |
| 7 | -12 | -11 | 52 | 13 | -2 | -4 | | -2 | -6 | | 2 | | | 2 | 41 | |
| | 6 | 328 | 306 | 11 | 5 | 1 | 3 | 6 | 3 | 5 | | | 7 | 158 | 880 | |
| 5 | 16 | 170 | 229 | 19 | 2 | 3 | 1 | 1 | 24 | 6 | | | 1 | 87 | 606 | |
| -5 | -10 | 158 | 77 | -8 | 3 | -2 | 2 | 5 | -21 | -1 | | | 6 | 71 | 274 | |
| 31 | 149 | 370 | 356 | 14 | 7 | 2 | 10 | 7 | 1 | 3 | 5 | 3 | 9 | 91 | 1162 | |
| 20 | 157 | 185 | 290 | 20 | 3 | 3 | 10 | 3 | 6 | 7 | 8 | 6 | 2 | 86 | 933 | |
| 11 | -8 | 185 | 66 | -6 | 4 | -1 | | 4 | -5 | -4 | -3 | -3 | 7 | 5 | 229 | |

Tabell 1 (forts) Inflyttade och utflyttade fördelade på län och utlandet inkl överföringar från och till obefintligregistret kommunvis 1975

| KOMMUN | | LÄN | | | | | | | | | | |
|--------|-------------|------------------------|---------------------|--------------------------------|--------------------------------|-----------------------------|------------------------|--------------------|----------------------|----------------------|--------------------------------|----|
| | | STOCK- HOLMS LÄN | UPP- SALA LÄN | SÖDER- MAN- LANDS LÄN | ÖSTER- GÖT- LANDS LÄN | JÖN- KÖ- PINGS LÄN | KRONO- BERGS LÄN | KAL- MAR LÄN | GÖT- LANDS LÄN | BLE- KINGE LÄN | KRI- STIAN- STADS LÄN | |
| 1565 | SVENLJUNGA | INFL | 10 | 1 | | 2 | 15 | 3 | 6 | | 2 | 3 |
| | UTFL | 1 | | 1 | 2 | 10 | 1 | 8 | 1 | 1 | 1 | |
| | NETTO | 9 | 1 | -1 | 2 | 5 | 2 | -2 | -1 | 1 | 2 | |
| 1566 | HERRLJUNGA | INFL | 19 | 6 | 4 | 2 | 3 | | 2 | | 1 | |
| | UTFL | 15 | 4 | | 3 | 8 | 1 | 3 | | | | |
| | NETTO | 4 | 2 | 4 | -1 | -5 | -1 | -1 | | | 1 | |
| 1580 | VÄVERSBERG | INFL | 80 | 17 | 14 | 23 | 9 | 3 | 3 | | 7 | 3 |
| | UTFL | 63 | 15 | 36 | 25 | 37 | 13 | 16 | 10 | 5 | 18 | |
| | NETTO | 17 | 2 | -22 | -2 | -28 | -10 | -13 | -10 | 2 | -15 | |
| 1581 | TROLLHÄTTAN | INFL | 95 | 17 | 37 | 61 | 42 | 38 | 20 | | 25 | 14 |
| | UTFL | 137 | 28 | 31 | 47 | 19 | 17 | 22 | 2 | 15 | 12 | |
| | NETTO | -42 | -11 | 6 | 14 | 23 | 21 | -2 | -2 | 10 | 2 | |
| 1582 | ALINGSÅS | INFL | 35 | 4 | 27 | 19 | 11 | 3 | 7 | | 2 | 11 |
| | UTFL | 47 | 7 | 5 | 16 | 26 | 10 | 6 | | 5 | 4 | |
| | NETTO | -12 | -3 | 22 | 3 | -15 | -7 | 1 | | -3 | 7 | |
| 1583 | BORRS | INFL | 220 | 62 | 42 | 70 | 130 | 50 | 30 | 9 | 28 | 60 |
| | UTFL | 340 | 44 | 71 | 78 | 156 | 33 | 52 | 4 | 29 | 55 | |
| | NETTO | -120 | 18 | -29 | -8 | -26 | 17 | -22 | 5 | -1 | 5 | |
| 1584 | ULRICEHAMN | INFL | 38 | | 12 | 14 | 75 | 22 | 12 | 3 | 6 | 3 |
| | UTFL | 28 | 4 | 2 | 14 | 41 | 10 | 11 | 1 | 14 | 5 | |
| | NETTO | 10 | -4 | 10 | | 34 | 12 | 1 | 2 | -8 | -2 | |
| 1585 | ÅMÅL | INFL | 62 | 5 | 2 | 8 | 5 | 4 | 7 | 2 | 4 | 1 |
| | UTFL | 26 | 7 | 8 | 5 | 5 | 4 | 11 | | 1 | 8 | |
| | NETTO | 36 | -2 | -6 | 3 | 5 | | -4 | 2 | 3 | -7 | |
| 1602 | GRÄSTORP | INFL | 9 | | | | | | | | | |
| | UTFL | 1 | | | 2 | | | | 10 | | | |
| | NETTO | 8 | | | -2 | | | | -10 | | | |
| 1622 | MULLSJÖ | INFL | 16 | 4 | 4 | 14 | 212 | 5 | 5 | | | 2 |
| | UTFL | 16 | 1 | 12 | 11 | 64 | | 1 | | | | 6 |
| | NETTO | | 3 | -8 | 3 | 148 | 5 | 4 | | | | -4 |
| 1623 | HÄBO | INFL | 34 | 2 | 4 | 3 | 359 | 4 | | | 7 | 9 |
| | UTFL | 12 | 1 | 2 | 5 | 108 | | | | | | 1 |
| | NETTO | 22 | 1 | 2 | -2 | 251 | 4 | | | | 7 | 8 |
| 1637 | KARLSBERG | INFL | 28 | 9 | 6 | 3 | 5 | 1 | | | | 2 |
| | UTFL | 23 | 7 | 5 | 7 | 2 | | 1 | 3 | 2 | 13 | |
| | NETTO | 5 | 2 | 1 | -4 | 4 | 1 | -1 | -3 | -2 | -11 | |
| 1643 | GULLSPRÄNG | INFL | 14 | 7 | 16 | 1 | 3 | 3 | 6 | | 1 | |
| | UTFL | 26 | 1 | 7 | 3 | 2 | 1 | 4 | | | | 4 |
| | NETTO | -12 | 6 | 9 | -2 | 1 | 2 | 2 | | 1 | | -4 |
| 1660 | VARA | INFL | 18 | 1 | 1 | 1 | 5 | 4 | 5 | | | 1 |
| | UTFL | 22 | 4 | 3 | 3 | 17 | 4 | 7 | | 3 | | 1 |
| | NETTO | -4 | -3 | -2 | -2 | -12 | | -2 | | -3 | | |
| 1661 | GÖTENE | INFL | 18 | 7 | 11 | 6 | 6 | | 5 | | 5 | |
| | UTFL | 23 | 1 | 2 | 7 | 7 | 5 | 8 | | 2 | | 6 |
| | NETTO | -5 | 6 | 9 | -1 | -1 | -5 | -3 | | 3 | | -6 |

| MALMÖ- HUS LÄN | HAL- LANDS LÄN | GÖTE- BORGS- BOHUS- LÄN | ÄLVS- BORGS LÄN | SKARA- BORGS LÄN | VÄRM- LANDS LÄN | ÖRE- BRO LÄN | VÄST- MAN- LANDS LÄN | KOP- PAR- BERGS LÄN | GÄVLE- BORGS LÄN | VÄSTER- NORR- LANDS LÄN | JÄMT- LANDS LÄN | VÄSTER- BOT- TENS LÄN | NORR- BOT- TENS LÄN | UT- LAN- DET | SAMT- LIGA |
|----------------------|----------------------|----------------------------------|-----------------------|------------------------|-----------------------|--------------------|-------------------------------|------------------------------|------------------------|----------------------------------|-----------------------|--------------------------------|------------------------------|--------------------|---------------|
| 6 | 47 | 67 | 270 | 4 | | 6 | 1 | 3 | | | | | 2 | 27 | 475 |
| 12 | 50 | 17 | 161 | 15 | | 4 | 1 | 3 | 2 | | | 1 | 1 | 11 | 304 |
| -6 | -3 | 50 | 109 | -11 | | 2 | | | -2 | | | -1 | 1 | 16 | 171 |
| 4 | 9 | 78 | 106 | 70 | 14 | | 1 | 1 | 2 | | 10 | 1 | 1 | 10 | 344 |
| 14 | 13 | 51 | 167 | 69 | 8 | | | 3 | | 2 | 4 | | 2 | 14 | 381 |
| -10 | -4 | 27 | -61 | 1 | 6 | | 1 | -2 | 2 | -2 | 6 | 1 | -1 | -4 | -37 |
| 41 | 29 | 271 | 525 | 94 | 43 | 14 | 7 | 12 | 5 | 2 | 7 | 8 | 8 | 54 | 1284 |
| 39 | 29 | 275 | 491 | 106 | 54 | 22 | 4 | 30 | 11 | 17 | 14 | 8 | 4 | 37 | 1379 |
| 2 | | -4 | 34 | -12 | -6 | -8 | 3 | -18 | -6 | -15 | -7 | | 4 | 17 | -95 |
| 83 | 37 | 401 | 720 | 191 | 88 | 55 | 27 | 31 | 25 | 28 | 43 | 42 | 24 | 1046 | 3190 |
| 53 | 38 | 527 | 764 | 185 | 125 | 30 | 24 | 42 | 38 | 62 | 24 | 49 | 85 | 452 | 2829 |
| 30 | -1 | -126 | -44 | 6 | -38 | 25 | 3 | -11 | -13 | -34 | 19 | -7 | -61 | 594 | 361 |
| 32 | 23 | 451 | 529 | 72 | 18 | 14 | 10 | 10 | 2 | 7 | 4 | 1 | 2 | 54 | 1348 |
| 16 | 41 | 261 | 442 | 71 | 22 | 13 | 4 | 6 | 9 | 1 | 10 | 4 | 15 | 64 | 1105 |
| 16 | -18 | 190 | 87 | 1 | -4 | 1 | 6 | 4 | -7 | 6 | -6 | -3 | -13 | -10 | 243 |
| 149 | 143 | 717 | 832 | 120 | 42 | 55 | 51 | 32 | 19 | 35 | 18 | 24 | 30 | 837 | 3805 |
| 230 | 282 | 808 | 1088 | 153 | 68 | 73 | 40 | 50 | 38 | 48 | 18 | 27 | 81 | 583 | 4449 |
| -81 | -139 | -91 | -256 | -33 | -26 | -18 | 11 | -18 | -19 | -13 | | -3 | -51 | 254 | -644 |
| 23 | 13 | 72 | 277 | 44 | 3 | 11 | 3 | 3 | 1 | 5 | 1 | 6 | 3 | 26 | 676 |
| 19 | 31 | 83 | 245 | 72 | 10 | 5 | 6 | 10 | 5 | 2 | | 10 | | 21 | 649 |
| 4 | -18 | -11 | 32 | -28 | -7 | 6 | -3 | -7 | -4 | 3 | 1 | -4 | 3 | 5 | 27 |
| 4 | 9 | 69 | 114 | 18 | 125 | 6 | 2 | 7 | 12 | | 4 | 4 | 5 | 79 | 558 |
| 4 | 11 | 60 | 94 | 9 | 116 | 12 | 2 | 5 | 9 | 4 | 1 | | | 24 | 417 |
| 4 | -2 | 9 | 20 | 9 | 9 | -6 | | 2 | 3 | -4 | 3 | 4 | 5 | 55 | 141 |
| 2 | | 12 | 67 | 110 | 1 | 1 | | | | | | 2 | | 1 | 205 |
| 4 | 3 | 15 | 52 | 67 | 4 | | 1 | 3 | | 1 | | | 1 | 3 | 167 |
| -2 | -3 | -3 | 15 | 43 | -3 | 1 | -1 | -3 | | -1 | | 2 | -1 | -2 | 38 |
| 11 | | 22 | 8 | 68 | | | 1 | 5 | | 1 | | | | 14 | 392 |
| 6 | 1 | 23 | 6 | 61 | 1 | 1 | 1 | | 3 | | | 1 | | 2 | 217 |
| 5 | -1 | -1 | 2 | 7 | -1 | -1 | | 5 | -3 | 1 | | -1 | | 12 | 175 |
| 4 | 3 | 16 | 11 | 45 | 2 | 8 | | 4 | | | | 4 | | 9 | 528 |
| 1 | 3 | 9 | 15 | 63 | | 3 | | | | | | | | 4 | 232 |
| 3 | | 7 | -4 | -18 | 2 | 5 | | 4 | | -5 | | 4 | | 5 | 296 |
| 2 | 10 | 24 | 11 | 126 | 12 | 37 | 12 | 1 | 3 | 5 | 5 | 3 | | 4 | 310 |
| 8 | 1 | 22 | 3 | 141 | 13 | 29 | 3 | 9 | 4 | | 9 | 6 | 4 | 11 | 326 |
| -6 | 9 | 2 | 8 | -15 | -1 | 8 | 9 | -8 | -1 | 5 | -4 | -3 | -4 | -7 | -16 |
| 10 | 7 | 10 | 7 | 111 | 57 | 35 | 3 | 3 | | 5 | | 1 | 7 | 25 | 332 |
| 10 | | 22 | 12 | 108 | 51 | 25 | 5 | 8 | | 2 | 6 | 3 | | 19 | 319 |
| | 7 | -12 | -5 | 3 | 6 | 10 | -2 | -5 | | 3 | -6 | -2 | 7 | 6 | 13 |
| 14 | 9 | 192 | 209 | 267 | 14 | 14 | 5 | 7 | 14 | 1 | 1 | 6 | 3 | 30 | 822 |
| 9 | 15 | 120 | 144 | 365 | 7 | 10 | 7 | 5 | 7 | 7 | 5 | 9 | 3 | 5 | 782 |
| 5 | -6 | 72 | 65 | -98 | 7 | 4 | -2 | 2 | 7 | -6 | -4 | -3 | | 25 | 40 |
| 6 | 9 | 53 | 38 | 373 | 13 | 1 | 6 | 7 | 4 | | | | 3 | 23 | 594 |
| 9 | 4 | 33 | 14 | 338 | 23 | 10 | 3 | 1 | 7 | 1 | 4 | 1 | | 1 | 507 |
| -3 | 5 | 20 | 24 | 35 | -7 | -9 | 3 | 6 | -3 | -1 | -4 | -1 | 3 | 22 | 87 |

Tabell 1 (forts) Inflyttade och utflyttade fördelade på län och utlandet inkl överföringar från och till obefintligregistret kommunvis 1975

| KOMMUN | | | LÄN | | | | | | | | | |
|--------|-----------|-------|------------------------|---------------------|--------------------------------|--------------------------------|-----------------------------|------------------------|--------------------|----------------------|----------------------|--------------------------------|
| | | | STOCK- HOLMS LÄN | UPP- SALA LÄN | SÖDER- MAN- LANDS LÄN | ÖSTER- GÖT- LANDS LÄN | JÖN- KÖ- PINGS LÄN | KRONO- BERGS LÄN | KAL- MAR LÄN | GÖT- LANDS LÄN | BLE- KINGE LÄN | KRI- STIAN- STADS LÄN |
| 1662 | TIBRO | INFL | 23 | 5 | 11 | 13 | 9 | 1 | 8 | 1 | 2 | 2 |
| | | UTFL | 30 | 2 | | 8 | 10 | 8 | 6 | | | 1 |
| | | NETTO | -7 | 3 | 11 | 5 | -1 | -7 | 2 | 1 | 2 | 1 |
| 1663 | TÖREBODA | INFL | 26 | 5 | 2 | 14 | 4 | 3 | 4 | | | 2 |
| | | UTFL | 24 | 4 | 13 | 4 | 1 | 2 | 1 | | | 1 |
| | | NETTO | 2 | 1 | -11 | 10 | 3 | 1 | 3 | | | 1 |
| 1680 | MARIESTAD | INFL | 56 | 13 | 38 | 20 | 31 | 8 | 4 | | 18 | 3 |
| | | UTFL | 142 | 18 | 43 | 32 | 37 | 12 | 7 | | 8 | 3 |
| | | NETTO | -86 | -5 | -5 | -12 | -6 | -4 | -3 | | 10 | |
| 1681 | LIDKÖPING | INFL | 58 | 20 | 19 | 12 | 27 | 9 | 12 | 7 | 7 | 7 |
| | | UTFL | 64 | 17 | 1 | 14 | 25 | 9 | 20 | | 7 | 16 |
| | | NETTO | -6 | 3 | 18 | -2 | 2 | | -8 | 7 | | -9 |
| 1682 | SKARA | INFL | 54 | 9 | 3 | 12 | 19 | 10 | 7 | | 1 | 4 |
| | | UTFL | 46 | 14 | 7 | 3 | 28 | 1 | 12 | 1 | 3 | 10 |
| | | NETTO | 8 | -5 | -4 | 9 | -9 | 9 | -5 | -1 | -2 | -6 |
| 1683 | SKÖVDE | INFL | 126 | 41 | 36 | 43 | 67 | 9 | 13 | 1 | 22 | 17 |
| | | UTFL | 201 | 26 | 27 | 39 | 65 | 16 | 16 | 1 | 10 | 29 |
| | | NETTO | -75 | 15 | 9 | 4 | 2 | -7 | -3 | | 12 | -12 |
| 1684 | HJÖ | INFL | 20 | 3 | 2 | 7 | 15 | 4 | 9 | | 1 | 3 |
| | | UTFL | 12 | 8 | 16 | 3 | 9 | | 5 | 1 | 1 | 2 |
| | | NETTO | 8 | -5 | -14 | 4 | 6 | 4 | 4 | -1 | | 1 |
| 1685 | TIDAHOLM | INFL | 23 | 1 | 1 | 9 | 22 | 5 | 1 | | 1 | |
| | | UTFL | 17 | 5 | 7 | 3 | 29 | 7 | 2 | 1 | 3 | |
| | | NETTO | 6 | -4 | -6 | 6 | -7 | -2 | -1 | -1 | -2 | |
| 1686 | FALKÖPING | INFL | 43 | 14 | 7 | 23 | 51 | 8 | 7 | 3 | 3 | 11 |
| | | UTFL | 37 | 13 | 4 | 24 | 61 | 4 | 15 | 1 | 6 | 13 |
| | | NETTO | 6 | 1 | 3 | -1 | -10 | 4 | -8 | 2 | -3 | -2 |
| 1715 | KIL | INFL | 41 | 10 | 8 | 9 | 3 | 10 | | | 1 | |
| | | UTFL | 28 | | 3 | 2 | 1 | 2 | 1 | | 4 | 6 |
| | | NETTO | 13 | 10 | 5 | 7 | 2 | 8 | -1 | | -3 | -6 |
| 1730 | EDA | INFL | 30 | 7 | 1 | 5 | | | 5 | | | 2 |
| | | UTFL | 21 | 3 | 1 | 1 | 2 | 6 | | | 1 | |
| | | NETTO | 9 | 4 | | 4 | -2 | -6 | 5 | | -1 | 2 |
| 1737 | TORSBY | INFL | 44 | 4 | | 9 | 7 | 1 | | | 1 | 1 |
| | | UTFL | 34 | 1 | 8 | 7 | 2 | | 1 | | 2 | 1 |
| | | NETTO | 10 | 3 | -8 | 2 | 5 | 1 | -1 | | -1 | |
| 1760 | STORFORS | INFL | 17 | 1 | 3 | 5 | | | | 1 | 4 | 6 |
| | | UTFL | 12 | 7 | 6 | 2 | 2 | 1 | 1 | | | 2 |
| | | NETTO | 5 | -6 | -3 | 3 | -2 | -1 | -1 | 1 | 4 | 4 |
| 1761 | HAMMARÖ | INFL | 42 | 9 | 4 | 12 | 5 | 5 | 3 | | 1 | |
| | | UTFL | 36 | 1 | 5 | 7 | 5 | | | | | |
| | | NETTO | 6 | 8 | -1 | 5 | | 5 | 3 | | 1 | |
| 1762 | MUNKFORS | INFL | 20 | 3 | 3 | 5 | | 2 | | 4 | | 7 |
| | | UTFL | 19 | 2 | 11 | 4 | 1 | | 4 | | | 7 |
| | | NETTO | 1 | 1 | -8 | 1 | -1 | 2 | -4 | 4 | | 7 |

| MALMÖ- HUS LÄN | HAL- LANDS LÄN | GÖTE- BORGS- BOHUS- LÄN | ÄLVS- BORGS LÄN | SKARA- BORGS LÄN | VÄRM- LANDS LÄN | ÖRE- BRO LÄN | VÄST- MAN- LANDS LÄN | KOP- PAR- BERGS LÄN | GÖVLE- BORGS LÄN | VÄSTER- NORR- LANDS LÄN | JÄMT- LANDS LÄN | VÄSTER- BOT- TENS LÄN | NORR- BOT- TENS LÄN | UT- LAN- DET | SAMT- LIGA |
|----------------------|----------------------|----------------------------------|-----------------------|------------------------|-----------------------|--------------------|-------------------------------|------------------------------|------------------------|----------------------------------|-----------------------|--------------------------------|------------------------------|--------------------|---------------|
| 16 | 1 | 16 | 19 | 360 | 8 | 10 | 2 | 6 | | 1 | 4 | 2 | 4 | 20 | 544 |
| 8 | 16 | 27 | 13 | 287 | 5 | 6 | 10 | 3 | | 1 | 1 | 1 | 1 | 15 | 458 |
| 8 | -15 | -11 | 6 | 73 | 3 | 4 | -8 | 3 | -1 | 1 | 3 | 2 | 3 | 5 | 86 |
| 8 | 4 | 33 | 9 | 292 | 8 | 8 | 7 | 1 | 3 | | 1 | | | 2 | 436 |
| 8 | 7 | 15 | 9 | 243 | 14 | 22 | 4 | 1 | 6 | 3 | 7 | 1 | | 4 | 386 |
| 8 | -3 | 18 | | 49 | -6 | -14 | 3 | | -3 | -3 | -6 | -1 | | -2 | 50 |
| 34 | 17 | 96 | 58 | 387 | 26 | 82 | 8 | 17 | 6 | 8 | 13 | 7 | 23 | 394 | 1367 |
| 20 | 9 | 73 | 61 | 478 | 51 | 66 | 15 | 36 | 7 | 3 | 3 | 26 | 33 | 169 | 1352 |
| 14 | 8 | 23 | -3 | -91 | -25 | 16 | -7 | -19 | -1 | 5 | 10 | -19 | -10 | 225 | 15 |
| 42 | 19 | 136 | 79 | 520 | 21 | 21 | 11 | 13 | 8 | 2 | 1 | 14 | 6 | 56 | 1127 |
| 39 | 26 | 161 | 111 | 527 | 21 | 15 | 26 | 5 | 19 | 11 | 1 | 1 | 12 | 53 | 1201 |
| 3 | -7 | -25 | -32 | -7 | | 6 | -15 | 8 | -11 | -9 | | 13 | -6 | 3 | -74 |
| 15 | 11 | 69 | 51 | 475 | 7 | 28 | 3 | 2 | 3 | 8 | | | 8 | 62 | 861 |
| 39 | 19 | 65 | 50 | 421 | 20 | 33 | 1 | 2 | 10 | 1 | 9 | 3 | 2 | 19 | 819 |
| -24 | -8 | 4 | 1 | 54 | -13 | -5 | 2 | | -7 | 7 | -9 | -3 | 6 | 43 | 42 |
| 74 | 23 | 190 | 126 | 825 | 40 | 83 | 26 | 20 | 13 | 10 | 10 | 21 | 22 | 385 | 2243 |
| 88 | 38 | 224 | 123 | 1055 | 45 | 69 | 42 | 40 | 28 | 30 | 8 | 32 | 53 | 246 | 2551 |
| -14 | -15 | -34 | 3 | -230 | -5 | 14 | -16 | -20 | -15 | -20 | 2 | -11 | -31 | 139 | -308 |
| 5 | 1 | 34 | 16 | 294 | 3 | 8 | 5 | | 2 | 6 | | 1 | | 17 | 456 |
| 5 | 3 | 15 | 13 | 166 | 5 | 4 | 4 | 3 | 1 | | | | 1 | 3 | 280 |
| | -2 | 19 | 3 | 128 | -2 | 4 | 1 | -3 | 1 | 6 | | 1 | -1 | 14 | 176 |
| 8 | 3 | 23 | 9 | 243 | 11 | 12 | 5 | 4 | 3 | | | | 5 | 22 | 411 |
| 10 | 2 | 20 | 13 | 193 | 8 | 21 | | 2 | 2 | 6 | | | 8 | 8 | 367 |
| -2 | 1 | 3 | -4 | 50 | 3 | -9 | 5 | 2 | 1 | -6 | | | -3 | 14 | 44 |
| 19 | 16 | 87 | 145 | 452 | 7 | 16 | 3 | 7 | 3 | 3 | 7 | 3 | 4 | 45 | 987 |
| 18 | 17 | 148 | 116 | 435 | 23 | 19 | 16 | 7 | 6 | 10 | | 15 | 2 | 23 | 1033 |
| 1 | -1 | -61 | 29 | 17 | -15 | -3 | -13 | | -3 | -7 | 7 | -12 | 2 | 22 | -46 |
| 13 | 8 | 48 | 37 | 20 | 656 | 27 | 10 | 1 | 5 | 4 | 2 | 2 | 2 | 17 | 934 |
| 6 | | 25 | 19 | 2 | 326 | 7 | 3 | 8 | 3 | 3 | | 5 | 2 | 13 | 469 |
| 7 | 8 | 23 | 18 | 18 | 330 | 20 | 7 | -7 | 2 | 1 | 2 | -3 | | 4 | 465 |
| 13 | 5 | 23 | 20 | 3 | 168 | 11 | 5 | | 4 | 8 | 5 | | 1 | 51 | 367 |
| | | 13 | 2 | 5 | 208 | 12 | 4 | 6 | 1 | | 1 | | | 50 | 337 |
| 13 | 5 | 10 | 18 | -2 | -40 | -1 | 1 | -6 | 3 | 8 | 4 | | 1 | 1 | 30 |
| 12 | 8 | 44 | 16 | 6 | 246 | 25 | 13 | 29 | | 4 | 2 | 5 | | 53 | 530 |
| 10 | 5 | 36 | 5 | 5 | 254 | 16 | 11 | 32 | 7 | 8 | 8 | 2 | | 17 | 472 |
| 2 | 3 | 8 | 11 | 1 | -8 | 9 | 2 | -3 | -7 | -4 | -6 | 3 | | 36 | 58 |
| 1 | 1 | 7 | 7 | 4 | 94 | 72 | 7 | 8 | 7 | | | 1 | | 31 | 277 |
| 6 | | 11 | 5 | 3 | 192 | 78 | 5 | 10 | 4 | 5 | 1 | 1 | 3 | 12 | 369 |
| -5 | 1 | -4 | 2 | 1 | -98 | -6 | 2 | -2 | 3 | -5 | -1 | | -3 | 19 | -92 |
| 7 | 7 | 21 | 14 | | 482 | 12 | 10 | 3 | 1 | 6 | 4 | 1 | 1 | 28 | 678 |
| 3 | 4 | 13 | 13 | 7 | 402 | 12 | 6 | 12 | 3 | 9 | 2 | 3 | | 30 | 573 |
| 4 | 3 | 8 | 1 | -7 | 80 | | 4 | -9 | -2 | -3 | 2 | -2 | 1 | -2 | 105 |
| 11 | | 13 | 4 | 5 | 126 | 10 | 7 | 6 | 5 | 1 | 1 | 5 | | 3 | 241 |
| 1 | | 14 | | 8 | 111 | 12 | 2 | 12 | 4 | 10 | | | 6 | 9 | 230 |
| 10 | | -1 | 4 | -3 | 15 | -2 | 5 | -6 | 1 | -9 | 1 | 5 | -6 | -6 | 11 |

Tabell 1 (forts) Inflyttade och utflyttade fördelade på län och utlandet inkl överföringar från och till obefintligregistret kommunvis 1975

| KOMMUN | | | LÄN | | | | | | | | | |
|--------|--------------|-------|------------------------|---------------------|--------------------------------|--------------------------------|-----------------------------|------------------------|--------------------|----------------------|----------------------|--------------------------------|
| | | | STOCK- HOLMS LÄN | UPP- SALA LÄN | SÖDER- MAN- LANDS LÄN | ÖSTER- GÖT- LANDS LÄN | JÖN- KÖ- PINGS LÄN | KRONO- BERGS LÄN | KAL- MAR LÄN | GOT- LANDS LÄN | BLE- KINGE LÄN | KRI- STIAN- STADS LÄN |
| 1763 | FORSHAGA | INFL | 45 | 7 | | 9 | 3 | 5 | 9 | | | 1 |
| | | UTFL | 18 | 8 | 2 | 7 | 3 | | | | | |
| | | NETTO | 27 | -1 | -2 | 2 | | 5 | 9 | | -1 | 1 |
| 1764 | GRJMS | INFL | 23 | 4 | 6 | | 1 | | 1 | | | 13 |
| | | UTFL | 14 | 4 | 6 | 1 | 1 | 1 | | | 1 | 3 |
| | | NETTO | 9 | | | -1 | | -1 | 1 | | -1 | 10 |
| 1765 | ARJANG | INFL | 33 | | 5 | 4 | | | | | | |
| | | UTFL | 16 | 7 | 3 | 1 | 2 | | | | | |
| | | NETTO | 17 | -7 | 2 | 3 | -2 | | | | | |
| 1766 | SUNNE | INFL | 50 | 4 | 6 | 4 | 1 | | 1 | | | 8 |
| | | UTFL | 29 | 1 | 3 | 6 | 5 | | 4 | | | |
| | | NETTO | 22 | 3 | 3 | -2 | -4 | | -3 | | | 8 |
| 1780 | KARLSTAD | INFL | 441 | 67 | 71 | 80 | 58 | 36 | 25 | 12 | 8 | 21 |
| | | UTFL | 313 | 55 | 56 | 50 | 34 | 13 | 17 | 2 | 14 | 26 |
| | | NETTO | 128 | 12 | 15 | 30 | 24 | 23 | 8 | 10 | -6 | -5 |
| 1781 | KRISTINEHAMN | INFL | 97 | 11 | 19 | 11 | 21 | 31 | 12 | 1 | 8 | 8 |
| | | UTFL | 87 | 16 | 21 | 14 | 10 | 6 | 13 | | 10 | 8 |
| | | NETTO | 10 | -5 | -2 | -3 | 11 | 25 | -1 | 1 | -2 | |
| 1782 | FILIPSTAD | INFL | 47 | 6 | 15 | 10 | 4 | 6 | 7 | | | 3 |
| | | UTFL | 47 | 3 | 16 | 8 | 19 | 11 | 1 | | 2 | 10 |
| | | NETTO | | 3 | -1 | 2 | -15 | -5 | 6 | | -2 | -7 |
| 1783 | HAGFORS | INFL | 65 | 8 | 15 | 2 | | 7 | 3 | | 4 | 5 |
| | | UTFL | 45 | 8 | 7 | 4 | 5 | 6 | 1 | | 1 | 5 |
| | | NETTO | 20 | | 8 | -2 | -5 | 1 | 2 | | 3 | |
| 1784 | ARVIKA | INFL | 91 | 9 | 19 | 17 | 27 | 1 | 1 | | 2 | 2 |
| | | UTFL | 88 | 8 | 19 | 15 | 4 | 4 | | | 1 | |
| | | NETTO | 3 | 1 | | 2 | 23 | -3 | 1 | | 1 | 2 |
| 1785 | SAFFLE | INFL | 39 | 11 | 15 | 9 | 2 | 8 | 9 | | 4 | |
| | | UTFL | 30 | 6 | 9 | 11 | 4 | 1 | 1 | | 3 | 5 |
| | | NETTO | 9 | 5 | 6 | -2 | -2 | 8 | 8 | | 1 | -5 |
| 1860 | LAXÅ | INFL | 27 | 8 | 7 | 18 | 7 | 10 | 8 | 2 | 13 | 2 |
| | | UTFL | 34 | 16 | 12 | 14 | 7 | 5 | 11 | 1 | 3 | 6 |
| | | NETTO | -7 | -8 | -5 | 4 | | 5 | -3 | 1 | 10 | -4 |
| 1861 | HALLSBERG | INFL | 41 | 17 | 25 | 53 | 17 | 1 | 10 | | 5 | |
| | | UTFL | 37 | 9 | 28 | 43 | 15 | 1 | 18 | | | 4 |
| | | NETTO | 4 | 8 | -3 | 10 | 2 | | -8 | | 5 | -4 |
| 1862 | DEGERFORS | INFL | 18 | 6 | 10 | 3 | 5 | 1 | 2 | | 5 | |
| | | UTFL | 30 | 10 | 19 | 9 | 2 | | | | 2 | 1 |
| | | NETTO | -12 | -4 | -9 | -6 | 3 | 1 | 2 | | 3 | -1 |
| 1863 | HÄLLEFORS | INFL | 29 | 2 | 7 | 3 | 3 | 2 | | 2 | | |
| | | UTFL | 30 | 14 | 10 | 8 | 1 | | | | 1 | |
| | | NETTO | -1 | -12 | -3 | -5 | 2 | 2 | | 2 | -1 | |
| 1864 | LJUSNARSBERG | INFL | 41 | 8 | 21 | 9 | 2 | 3 | 1 | | 2 | 4 |
| | | UTFL | 31 | 10 | 3 | 5 | 5 | 2 | 2 | 1 | | 1 |
| | | NETTO | 10 | -2 | 18 | 4 | -3 | 1 | -1 | -1 | 2 | 3 |

| MALMÖ- HUS LÄN | HAL- LANDS LÄN | GÖTE- BORGS- BOHUS- LÄN | XLVS- BORGS LÄN | SKARA- BORGS LÄN | VÄRM- LANDS LÄN | ÖRE- BRO LÄN | VÄST- MAN- LANDS LÄN | KOP- PAR- BERGS LÄN | GÄVLE- BORGS LÄN | VÄSTER- NORR- LANDS LÄN | JÄMT- LANDS LÄN | VÄSTER- BOT- TENS LÄN | NORR- BOT- TENS LÄN | UT- LAN- DET | SAMT- LIGA |
|----------------------|----------------------|----------------------------------|-----------------------|------------------------|-----------------------|--------------------|-------------------------------|------------------------------|------------------------|----------------------------------|-----------------------|--------------------------------|------------------------------|--------------------|---------------|
| 23 | 1 | 19 | 24 | 7 | 699 | 16 | 17 | 6 | 3 | 4 | | 1 | 4 | 17 | 920 |
| 7 | | 9 | 14 | 3 | 325 | 11 | 13 | 6 | 4 | 3 | | | 1 | 10 | 445 |
| 16 | 1 | 10 | 10 | 4 | 374 | 5 | 4 | | -1 | 1 | | 1 | 3 | 7 | 475 |
| 6 | 1 | 26 | 27 | 13 | 395 | 27 | 9 | 9 | 1 | 9 | | 5 | 6 | 30 | 609 |
| 1 | 1 | 25 | 21 | 2 | 315 | 11 | 2 | 7 | 2 | | 2 | 1 | 3 | 22 | 446 |
| 5 | | 1 | 6 | 8 | 80 | 16 | 7 | 2 | -1 | 9 | -2 | 4 | 3 | 8 | 163 |
| 7 | 3 | 36 | 38 | 2 | 146 | 17 | 5 | 2 | 3 | | | 1 | | 25 | 327 |
| 4 | | 19 | 42 | 6 | 116 | 6 | 9 | 5 | 3 | | | | | 21 | 266 |
| 3 | 3 | 17 | -4 | -4 | 33 | 11 | -4 | -3 | | | -6 | 1 | | 4 | 61 |
| 6 | | 17 | 14 | 3 | 296 | 10 | 6 | 14 | 7 | 1 | | | 6 | 16 | 470 |
| 8 | 1 | 16 | 8 | 4 | 237 | 8 | 9 | 17 | 2 | | | 3 | 6 | 4 | 364 |
| -2 | -1 | 1 | 6 | -1 | 59 | 2 | -3 | -3 | 5 | 1 | | -3 | 6 | 12 | 106 |
| 87 | 11 | 279 | 164 | 103 | 1708 | 189 | 95 | 83 | 33 | 36 | 11 | 27 | 35 | 196 | 3873 |
| 96 | 32 | 318 | 122 | 68 | 2393 | 207 | 67 | 75 | 62 | 24 | 20 | 43 | 41 | 109 | 4257 |
| -9 | -21 | -39 | 42 | 32 | -685 | -18 | 23 | 8 | -29 | 12 | -9 | -16 | -6 | 87 | -384 |
| 33 | 7 | 80 | 41 | 55 | 342 | 193 | 28 | 13 | 13 | 6 | 15 | 5 | 25 | 192 | 1267 |
| 19 | 15 | 85 | 35 | 55 | 334 | 123 | 23 | 29 | 14 | 5 | 8 | 11 | 2 | 100 | 1043 |
| 14 | -8 | -5 | 6 | | 3 | 70 | 5 | -16 | -1 | 1 | 7 | -6 | 23 | 92 | 224 |
| 14 | 4 | 33 | 25 | 21 | 206 | 80 | 11 | 16 | 5 | 1 | 4 | 2 | 6 | 114 | 640 |
| 14 | 3 | 37 | 25 | 15 | 209 | 87 | 33 | 26 | 6 | 1 | 3 | 5 | 12 | 70 | 660 |
| | 1 | -4 | 6 | 6 | -3 | -7 | -19 | -10 | -1 | | 1 | -3 | -6 | 44 | -20 |
| 2 | 9 | 15 | 19 | 5 | 188 | 47 | 24 | 32 | 6 | 11 | 10 | 1 | 4 | 34 | 516 |
| 15 | 9 | 34 | 30 | 15 | 292 | 34 | 9 | 39 | 15 | 3 | 4 | 1 | 14 | 10 | 606 |
| -13 | | -19 | -11 | -13 | -104 | 13 | 15 | -7 | -9 | 8 | 6 | | -10 | 24 | -90 |
| 14 | 7 | 57 | 53 | 31 | 393 | 51 | 30 | 13 | 18 | 24 | 3 | 6 | 2 | 94 | 962 |
| 10 | 5 | 78 | 25 | 22 | 344 | 28 | 22 | 18 | 11 | 18 | 4 | 2 | 9 | 56 | 791 |
| 4 | 2 | -21 | 28 | 9 | 46 | 23 | 8 | -5 | 7 | 6 | -1 | 4 | -7 | 38 | 171 |
| 7 | 8 | 57 | 115 | 16 | 243 | 21 | 5 | 13 | 2 | 13 | | | 4 | 51 | 649 |
| 21 | 5 | 69 | 107 | 13 | 324 | 25 | 5 | 16 | 4 | 2 | 6 | 3 | 3 | 31 | 700 |
| -14 | 3 | -12 | 8 | 6 | -84 | -4 | | -3 | -2 | 11 | -6 | -3 | 1 | 20 | -51 |
| 6 | 9 | 25 | 19 | 53 | 21 | 165 | 10 | 6 | 18 | 8 | | 3 | 12 | 57 | 511 |
| 6 | 4 | 13 | 16 | 57 | 35 | 273 | 12 | 13 | 34 | 4 | | 7 | 1 | 63 | 647 |
| | 5 | 12 | 3 | -7 | -14 | -108 | -2 | -7 | -16 | 4 | | -4 | 11 | -6 | -136 |
| 11 | 4 | 14 | 11 | 11 | 21 | 668 | 24 | 11 | 6 | 2 | 4 | 4 | 7 | 24 | 991 |
| 19 | 4 | 19 | 14 | 26 | 31 | 605 | 13 | 19 | 6 | 14 | 2 | 2 | 2 | 18 | 947 |
| -8 | | -5 | -3 | -15 | -13 | 63 | 11 | -8 | | -12 | 2 | 4 | 5 | 6 | 44 |
| 2 | 2 | 11 | 14 | 16 | 64 | 403 | 7 | 8 | 9 | 5 | 2 | | 4 | 60 | 657 |
| 7 | 1 | 18 | 18 | 14 | 82 | 212 | 18 | 14 | 6 | 3 | 4 | 6 | 8 | 53 | 537 |
| -5 | 1 | -7 | -4 | 2 | -13 | 191 | -11 | -6 | 3 | 2 | -2 | -6 | -4 | 7 | 120 |
| 8 | 1 | 21 | 6 | 11 | 66 | 77 | 14 | 23 | 10 | | | 5 | 5 | 41 | 336 |
| 6 | 22 | 22 | 7 | 1 | 71 | 142 | 8 | 44 | 21 | 8 | 1 | 3 | 5 | 66 | 491 |
| 2 | -21 | -1 | -1 | 13 | -5 | -65 | 6 | -21 | -11 | -8 | -1 | 2 | | -25 | -155 |
| 2 | | 5 | 7 | | 13 | 85 | 24 | 114 | 2 | 2 | 5 | 3 | | 29 | 379 |
| 8 | 1 | 4 | 7 | 2 | 24 | 103 | 26 | 104 | 14 | | 9 | 2 | 3 | 16 | 383 |
| -6 | -1 | 1 | | -2 | -14 | -18 | -2 | 10 | -12 | 2 | -4 | 1 | -3 | 13 | -4 |

Tabell 1 (forts) Inflyttade och utflyttade fördelade på län och utlandet inkl överföringar från och till obefintligregistret kommunvis 1975

| KOMMUN | | LÄN | | | | | | | | | | |
|--------|-----------------|------------------------|---------------------|--------------------------------|--------------------------------|-----------------------------|------------------------|--------------------|----------------------|----------------------|--------------------------------|----|
| | | STOCK- HOLMS LÄN | UPP- SALA LÄN | SÖDER- MAN- LANDS LÄN | ÖSTER- GÖT- LANDS LÄN | JÖN- KÖ- PINGS LÄN | KRONO- BERGS LÄN | KAL- MAR LÄN | GÖT- LANDS LÄN | BLE- KINGE LÄN | KRI- STIAN- STADS LÄN | |
| 1880 | ÖREBRO | INFL | 579 | 162 | 260 | 253 | 118 | 59 | 51 | 22 | 31 | 40 |
| | | UTFL | 553 | 138 | 194 | 206 | 78 | 27 | 51 | 20 | 44 | 42 |
| | | NETTO | 26 | 24 | 66 | 47 | 40 | 32 | | 2 | -13 | -2 |
| 1881 | KUMLA | INFL | 29 | 8 | 25 | 9 | 7 | 3 | 6 | 6 | 11 | |
| | | UTFL | 43 | 23 | 26 | 14 | 14 | 3 | 4 | | 1 | 7 |
| | | NETTO | -14 | -15 | -1 | -5 | -7 | | 2 | 6 | 10 | -7 |
| 1882 | ASKERSUND | INFL | 35 | 2 | 13 | 51 | 4 | 1 | 5 | 1 | 2 | |
| | | UTFL | 27 | 4 | 16 | 34 | 4 | 1 | 10 | 1 | 4 | 5 |
| | | NETTO | 8 | -2 | -3 | 17 | | | -5 | | -2 | -5 |
| 1883 | KARLSKOGA | INFL | 134 | 48 | 29 | 69 | 33 | 29 | 9 | | 26 | 20 |
| | | UTFL | 170 | 31 | 45 | 49 | 20 | 8 | 18 | 3 | 12 | 14 |
| | | NETTO | -36 | 17 | -16 | 20 | 13 | 21 | -9 | -3 | 14 | 6 |
| 1884 | NORA | INFL | 50 | 27 | 3 | 10 | 5 | 3 | | | 6 | 4 |
| | | UTFL | 24 | 5 | 2 | 24 | 4 | 5 | 1 | | 4 | 1 |
| | | NETTO | 26 | 22 | 1 | -14 | 1 | -2 | -1 | | 2 | 3 |
| 1885 | LINDESBERG | INFL | 86 | 22 | 26 | 24 | 7 | 8 | 15 | 1 | 5 | 12 |
| | | UTFL | 100 | 28 | 26 | 18 | 6 | 4 | 15 | 4 | 4 | 4 |
| | | NETTO | -14 | -6 | | 6 | 1 | 4 | | -3 | 1 | 8 |
| 1904 | SKINNSKATTEBERG | INFL | 43 | 9 | 8 | 16 | | | 1 | | | 8 |
| | | UTFL | 15 | 5 | 3 | 14 | 2 | 1 | 4 | | 1 | |
| | | NETTO | 28 | 4 | 5 | 2 | -2 | -1 | -3 | | -1 | 8 |
| 1907 | SJRAHAMMAR | INFL | 41 | 9 | 21 | 17 | 3 | 1 | 1 | 5 | 7 | 1 |
| | | UTFL | 53 | 22 | 46 | 8 | 13 | 4 | 5 | | 14 | 3 |
| | | NETTO | -12 | -13 | -25 | 9 | -10 | -3 | -4 | 5 | -7 | -2 |
| 1917 | HEBY | INFL | 92 | 183 | 13 | | 1 | 7 | | | 2 | |
| | | UTFL | 43 | 122 | 9 | 15 | 1 | | 5 | | | 1 |
| | | NETTO | 49 | 61 | 4 | -15 | | 7 | -5 | | 2 | -1 |
| 1960 | KUNGSÖR | INFL | 25 | 10 | 84 | 8 | | 1 | 1 | | | 1 |
| | | UTFL | 33 | 12 | 50 | 8 | | 15 | 2 | | 2 | 5 |
| | | NETTO | -8 | -2 | 34 | | | -14 | -1 | | -2 | -4 |
| 1961 | HALLSTAHAMMAR | INFL | 56 | 14 | 22 | 21 | 5 | 5 | 6 | 1 | 2 | 12 |
| | | UTFL | 99 | 26 | 69 | 8 | 11 | 3 | 7 | 2 | 4 | 8 |
| | | NETTO | -43 | -12 | -47 | 13 | -5 | 2 | -1 | -1 | -2 | 4 |
| 1962 | NORBERG | INFL | 37 | 5 | 6 | 5 | | 4 | 1 | | 2 | 3 |
| | | UTFL | 25 | 14 | 11 | | 4 | | 1 | | | 1 |
| | | NETTO | 12 | -9 | -5 | 5 | -4 | 4 | | | 2 | 2 |
| 1980 | VÄSTERRS | INFL | 659 | 313 | 298 | 230 | 53 | 45 | 76 | 16 | 33 | 42 |
| | | UTFL | 837 | 433 | 293 | 198 | 71 | 41 | 83 | 29 | 36 | 46 |
| | | NETTO | -228 | -120 | 5 | 32 | -18 | 4 | -7 | -13 | -3 | -4 |
| 1981 | SALA | INFL | 140 | 88 | 23 | 6 | 16 | 1 | 3 | | 2 | |
| | | UTFL | 86 | 77 | 16 | 8 | 14 | | 4 | 1 | 1 | 3 |
| | | NETTO | 54 | 11 | 7 | -2 | 2 | 1 | -1 | -1 | 1 | -3 |
| 1982 | FAGERSTA | INFL | 54 | 18 | 24 | 11 | 17 | 1 | 2 | | 1 | |
| | | UTFL | 91 | 32 | 28 | 11 | 25 | | 3 | | 1 | 2 |
| | | NETTO | -37 | -14 | -4 | | -8 | 1 | -1 | | | -2 |

| MALMÖ- HUS LÄN | HAL- LANDS LÄN | GÖTE- BORGS- BOHUS- LÄN | ÄLVS- BORGS LÄN | SKARA- BORGS LÄN | VÄRM- LANDS LÄN | ÖRE- BRO LÄN | VÄST- MAN- LANDS LÄN | KOP- PAR- BERGS LÄN | GÖVLE- BORGS LÄN | VÄSTER- NORR- LANDS LÄN | JÄMT- LANDS LÄN | VÄSTER- BOT- TENS LÄN | NORR- BOT- TENS LÄN | UT- LÄN- DET | SAMT- LIGA |
|----------------------|----------------------|----------------------------------|-----------------------|------------------------|-----------------------|--------------------|-------------------------------|------------------------------|------------------------|----------------------------------|-----------------------|--------------------------------|------------------------------|--------------------|---------------|
| 200 | 47 | 207 | 86 | 98 | 254 | 1384 | 284 | 161 | 97 | 57 | 40 | 58 | 42 | 264 | 4854 |
| 187 | 70 | 333 | 61 | 157 | 180 | 1467 | 237 | 156 | 121 | 61 | 39 | 59 | 63 | 210 | 4754 |
| 13 | -23 | -126 | 25 | -59 | 74 | -83 | 47 | 5 | -24 | -4 | 1 | -1 | -21 | 54 | 100 |
| 5 | 5 | 17 | 20 | 12 | 10 | 709 | 32 | 15 | 8 | 5 | 1 | 18 | 8 | 26 | 995 |
| 8 | 4 | 24 | 13 | 15 | 35 | 547 | 25 | 20 | 17 | 12 | 5 | 13 | 3 | 24 | 900 |
| -3 | 1 | -7 | 7 | -3 | -25 | 162 | 7 | -5 | -9 | -7 | -4 | 5 | 5 | 2 | 95 |
| 8 | 2 | 14 | 6 | 34 | 17 | 342 | 14 | 19 | 11 | 4 | 4 | 2 | 10 | 13 | 614 |
| 1 | 3 | 14 | 11 | 24 | 11 | 227 | 22 | 24 | 8 | 7 | 2 | 2 | 1 | 14 | 475 |
| 7 | -1 | | -5 | 10 | 5 | 115 | -8 | -5 | 3 | -3 | 2 | 2 | 9 | -1 | 139 |
| 36 | 18 | 73 | 50 | 85 | 180 | 337 | 50 | 30 | 24 | 21 | 6 | 15 | 13 | 467 | 1802 |
| 32 | 12 | 100 | 41 | 51 | 299 | 627 | 38 | 40 | 26 | 29 | 9 | 17 | 20 | 233 | 1944 |
| 4 | 6 | -27 | 9 | 34 | -119 | -290 | 12 | -10 | -2 | -8 | -3 | -2 | -7 | 234 | -142 |
| 16 | | 6 | 9 | 5 | 14 | 278 | 12 | 7 | 8 | 3 | | 5 | 4 | 32 | 507 |
| 10 | 4 | 9 | 4 | 8 | 9 | 208 | 6 | 12 | 10 | 4 | 1 | | 8 | 12 | 375 |
| 6 | -4 | -3 | 5 | -3 | 5 | 70 | 6 | -5 | -2 | -1 | -1 | 5 | -4 | 20 | 132 |
| 10 | 4 | 28 | 8 | 11 | 20 | 319 | 129 | 44 | 8 | 12 | 5 | 17 | 10 | 92 | 923 |
| 20 | 8 | 26 | 11 | 9 | 31 | 356 | 96 | 41 | 17 | 6 | 20 | 6 | 5 | 55 | 916 |
| -10 | -4 | 2 | -3 | 2 | -11 | -37 | 33 | 3 | -9 | 6 | -15 | 11 | 5 | 37 | 7 |
| 5 | 2 | 7 | | 4 | | 21 | 156 | 18 | 4 | 5 | 1 | 12 | 3 | 39 | 362 |
| 2 | | 7 | 4 | 10 | 1 | 19 | 137 | 16 | 3 | 4 | 14 | 4 | 2 | 26 | 294 |
| 3 | 2 | | -4 | -6 | -1 | 2 | 19 | 2 | 1 | 1 | -13 | 8 | 1 | 13 | 68 |
| 7 | | 10 | 3 | 8 | 8 | 26 | 356 | 24 | 4 | 6 | 1 | 4 | 4 | 191 | 758 |
| 16 | 1 | 4 | 11 | 3 | 5 | 23 | 329 | 41 | 6 | 9 | 8 | 15 | 21 | 169 | 829 |
| -9 | -1 | 6 | -8 | 5 | 3 | 3 | 27 | -17 | -2 | -3 | -7 | -11 | -17 | 22 | -71 |
| 5 | | 2 | 4 | 4 | 4 | 7 | 157 | 10 | 23 | 13 | 4 | 8 | 18 | 14 | 571 |
| 1 | | 3 | 5 | | 5 | 6 | 111 | 27 | 23 | 1 | 3 | 30 | 9 | 7 | 427 |
| 4 | | -1 | -1 | 4 | -1 | 1 | 46 | -17 | | 12 | 1 | -22 | 9 | 7 | 144 |
| 1 | 6 | 8 | 9 | 5 | 7 | 14 | 262 | 3 | 3 | 3 | 2 | 1 | 3 | 14 | 471 |
| 1 | 4 | 9 | 5 | 4 | 6 | 16 | 173 | 25 | 4 | 4 | 4 | 4 | 16 | 31 | 433 |
| | 2 | -1 | 4 | 1 | 1 | -2 | 89 | -22 | -1 | -1 | -2 | -3 | -13 | -17 | 38 |
| 7 | 2 | 5 | 15 | 1 | 14 | 33 | 442 | 28 | 13 | 6 | 5 | 4 | 25 | 139 | 884 |
| 9 | 1 | 22 | 17 | 11 | 25 | 46 | 436 | 65 | 16 | 9 | 9 | 14 | 27 | 108 | 1053 |
| -2 | 1 | -17 | -2 | -10 | -12 | -13 | 6 | -37 | -3 | -3 | -4 | -10 | -2 | 31 | -169 |
| 4 | | 1 | | | 5 | 11 | 125 | 82 | 10 | 1 | | 5 | | 22 | 329 |
| 6 | 7 | 3 | | | 5 | 8 | 79 | 73 | 15 | 19 | 4 | 3 | | 29 | 307 |
| -2 | -7 | -2 | | | | 3 | 46 | 9 | -5 | -18 | -4 | 2 | | -7 | 22 |
| 227 | 44 | 137 | 74 | 71 | 114 | 167 | 979 | 213 | 127 | 131 | 68 | 109 | 95 | 657 | 4978 |
| 204 | 71 | 226 | 70 | 40 | 144 | 213 | 1158 | 289 | 181 | 214 | 98 | 152 | 164 | 445 | 5786 |
| 23 | -27 | -89 | 4 | 31 | -30 | -46 | -179 | -76 | -54 | -83 | -30 | -43 | -69 | 212 | -808 |
| 2 | 1 | 8 | 6 | 15 | 5 | 17 | 424 | 103 | 19 | 20 | 2 | 4 | 11 | 31 | 947 |
| 12 | 14 | 18 | 12 | 7 | 7 | 11 | 325 | 80 | 21 | 14 | 17 | 7 | 12 | 24 | 791 |
| -10 | -13 | -10 | -6 | 8 | -2 | 6 | 99 | 23 | -2 | 6 | -15 | -3 | -1 | 7 | 156 |
| 5 | 7 | 29 | 7 | 12 | 19 | 31 | 202 | 88 | 17 | 4 | 3 | 14 | 5 | 139 | 710 |
| 9 | 13 | 16 | 8 | 10 | 34 | 30 | 284 | 177 | 22 | 10 | 9 | 18 | 9 | 97 | 939 |
| -4 | -6 | 13 | -1 | 2 | -15 | 1 | -82 | -89 | -5 | -6 | -6 | -4 | -4 | 42 | -229 |

Tabell 1 (forts) Inflyttade och utflyttade fördelade på län och utlandet inkl överföringar från och till obefintligregistret kommunvis 1975

| KOMMUN | | | LÄN | | | | | | | | | |
|--------|--------------|-------|------------------------|---------------------|--------------------------------|--------------------------------|-----------------------------|------------------------|--------------------|----------------------|----------------------|--------------------------------|
| | | | STOCK- HOLMS LÄN | UPP- SALA LÄN | SÖDER- MAN- LANDS LÄN | ÖSTER- GÖT- LANDS LÄN | JÖN- KÖ- PINGS LÄN | KRONO- BERGS LÄN | KAL- MAR LÄN | GÖT- LANDS LÄN | BLE- KINGE LÄN | KRI- STIAN- STADS LÄN |
| 1983 | KÖPING | INFL | 89 | 31 | 56 | 17 | 18 | 6 | 1 | | 6 | 9 |
| | | UTFLL | 145 | 44 | 90 | 30 | 18 | 4 | 14 | | 10 | 13 |
| | | NETTO | -56 | -13 | -34 | -13 | | 2 | -13 | | -4 | -4 |
| 1984 | ARBOGA | INFL | 79 | 8 | 43 | 32 | 3 | 6 | 2 | 3 | 2 | 6 |
| | | UTFLL | 65 | 23 | 47 | 14 | | 2 | 8 | 3 | 11 | 8 |
| | | NETTO | 14 | -15 | -4 | 18 | 3 | 4 | -6 | | -9 | -2 |
| 2021 | VANSBRO | INFL | 56 | 4 | 11 | 12 | 6 | | | | | |
| | | UTFLL | 34 | 4 | 1 | 8 | 1 | 1 | | | 1 | 2 |
| | | NETTO | 22 | | 10 | 4 | 5 | -1 | | | -1 | -2 |
| 2023 | MALUNG | INFL | 63 | 12 | 12 | 4 | 7 | | 6 | | 1 | 2 |
| | | UTFLL | 37 | 6 | 5 | 6 | 11 | 2 | 1 | | 1 | 4 |
| | | NETTO | 26 | 6 | 7 | -2 | -4 | -2 | 5 | | | -2 |
| 2026 | GAGNEF | INFL | 68 | 3 | 10 | 4 | 2 | | | | | 1 |
| | | UTFLL | 15 | 7 | | 1 | | | 1 | | | 1 |
| | | NETTO | 53 | -4 | 10 | 3 | 2 | | -1 | | | |
| 2029 | LEKSAND | INFL | 193 | 21 | 10 | 17 | 6 | | | 5 | 2 | |
| | | UTFLL | 85 | 18 | 5 | 19 | 3 | 1 | 1 | 1 | | 6 |
| | | NETTO | 107 | 3 | 5 | -2 | 3 | -1 | -1 | 4 | 2 | -6 |
| 2031 | RÄTTVIK | INFL | 189 | 7 | 8 | 2 | 9 | | 1 | | | 1 |
| | | UTFLL | 80 | 6 | 8 | 1 | 5 | | 4 | | | 1 |
| | | NETTO | 109 | 1 | | 1 | 4 | | -3 | | | |
| 2034 | ORSA | INFL | 64 | 5 | 13 | 6 | 14 | | | | 2 | |
| | | UTFLL | 40 | 3 | 2 | 3 | | | 3 | | 3 | 5 |
| | | NETTO | 24 | 2 | 11 | 3 | 14 | | -3 | | -1 | -5 |
| 2039 | ÄLVDALEN | INFL | 33 | 5 | 8 | 12 | 1 | | 2 | | 3 | 6 |
| | | UTFLL | 55 | 6 | 4 | 2 | 4 | | 6 | 4 | | |
| | | NETTO | -23 | -1 | 4 | 10 | -3 | | -4 | -4 | 3 | 6 |
| 2061 | SMEDJEBACKEN | INFL | 64 | 11 | 11 | 14 | 10 | 6 | 3 | | 2 | 6 |
| | | UTFLL | 45 | 18 | 6 | 12 | 16 | 7 | 4 | | 1 | |
| | | NETTO | 19 | -7 | 5 | 2 | -6 | -1 | -1 | | 1 | 6 |
| 2062 | MORA | INFL | 181 | 27 | 11 | 6 | 9 | | 3 | 1 | 1 | 2 |
| | | UTFLL | 95 | 13 | 5 | 15 | 2 | | 11 | | | 2 |
| | | NETTO | 86 | 14 | 6 | -9 | 7 | | -8 | 1 | 1 | |
| 2080 | FALUN | INFL | 555 | 140 | 47 | 48 | 35 | 9 | 5 | 1 | 6 | 17 |
| | | UTFLL | 234 | 75 | 26 | 33 | 26 | 7 | 8 | 5 | 2 | 6 |
| | | NETTO | 321 | 65 | 21 | 15 | 9 | 2 | -3 | -4 | 4 | 11 |
| 2081 | BORLÄNGE | INFL | 305 | 82 | 60 | 53 | 22 | 11 | 20 | 11 | 6 | 7 |
| | | UTFLL | 225 | 93 | 35 | 31 | 10 | 15 | 5 | 2 | 3 | 10 |
| | | NETTO | 80 | -11 | 25 | 22 | 12 | -4 | 15 | 9 | 3 | -3 |
| 2082 | SÄTER | INFL | 68 | 33 | 13 | 2 | 7 | 2 | 1 | | | |
| | | UTFLL | 27 | 24 | 10 | 2 | 2 | | | 1 | | |
| | | NETTO | 41 | 9 | 3 | | 5 | 2 | | -1 | | |
| 2083 | HEDEMORA | INFL | 100 | 48 | 10 | 12 | 2 | 5 | 3 | | 4 | 2 |
| | | UTFLL | 101 | 41 | 30 | 11 | 9 | 3 | 1 | | 3 | |
| | | NETTO | -1 | 7 | -20 | 1 | -7 | 2 | 2 | | 1 | 2 |

| MALMÖ- HUS- LÄN | HAL- LANDS- LÄN | GÖTE- BORGS- BOHUS- LÄN | ÄLVS- BORGS- LÄN | SKARA- BORGS- LÄN | VÄRM- LANDS- LÄN | ÖRE- BRO- LÄN | VÄST- MAN- LANDS- LÄN | KOP- PAR- BERGS- LÄN | GÄVLE- BORGS- LÄN | VÄSTER- NORR- LANDS- LÄN | JÄMT- LANDS- LÄN | VÄSTER- BOT- TENS- LÄN | NORR- BOT- TENS- LÄN | UT- LÄN- DET | SAMT- LIGA |
|-----------------------|-----------------------|----------------------------------|------------------------|-------------------------|------------------------|---------------------|--------------------------------|-------------------------------|-------------------------|-----------------------------------|------------------------|---------------------------------|-------------------------------|--------------------|---------------|
| 14 | 5 | 34 | 15 | 16 | 31 | 53 | 465 | 36 | 31 | 18 | 11 | 12 | 13 | 203 | 1195 |
| 14 | 14 | 53 | 13 | 5 | 17 | 93 | 524 | 43 | 38 | 17 | 10 | 11 | 15 | 165 | 1400 |
| | -9 | -19 | 2 | 11 | 14 | -35 | -59 | -7 | -7 | 1 | 1 | 1 | -2 | 38 | -205 |
| 21 | 5 | 26 | 4 | 2 | 13 | 116 | 193 | 17 | 10 | 4 | 10 | 15 | 9 | 55 | 684 |
| 12 | 3 | 17 | 2 | 7 | 32 | 135 | 205 | 28 | 11 | 11 | 12 | 12 | 10 | 37 | 715 |
| 9 | 2 | 9 | 2 | -5 | -19 | -19 | -12 | -11 | -1 | -7 | -2 | 3 | -1 | 18 | -31 |
| 2 | | 13 | 2 | 9 | 11 | 11 | 12 | 118 | 16 | 1 | 4 | 5 | 5 | 5 | 303 |
| 6 | 5 | 14 | 1 | 1 | 11 | 4 | 9 | 118 | 7 | 1 | 1 | 6 | 5 | 5 | 246 |
| -4 | -5 | -1 | 1 | 8 | | 7 | 3 | | 9 | | 3 | -1 | | | 57 |
| 2 | 3 | 16 | 5 | 2 | 44 | 10 | 13 | 81 | 13 | 10 | 9 | 4 | 3 | 21 | 343 |
| 3 | 5 | 10 | 10 | 3 | 35 | 19 | 15 | 113 | 7 | 18 | 5 | 2 | 6 | 18 | 342 |
| -1 | -2 | 6 | -5 | -1 | 9 | -9 | -2 | -32 | 6 | -8 | 4 | 2 | -3 | 3 | 1 |
| 7 | | 4 | 2 | 3 | 2 | 8 | 24 | 367 | 18 | 3 | 5 | 4 | | 7 | 542 |
| 1 | 1 | | | 2 | 5 | 2 | 16 | 217 | 4 | 2 | 1 | 1 | 5 | 8 | 290 |
| 6 | -1 | 4 | 2 | 1 | -3 | 6 | 3 | 150 | 14 | 1 | 4 | 3 | -5 | -1 | 252 |
| 9 | 1 | 12 | 11 | 3 | 5 | 12 | 26 | 228 | 29 | 4 | 10 | 1 | 10 | 26 | 641 |
| 4 | 1 | 4 | 2 | | 9 | 9 | 19 | 169 | 12 | | 4 | | 3 | 14 | 390 |
| 5 | | 8 | 9 | 3 | -4 | 3 | 7 | 59 | 17 | 4 | 6 | 1 | 7 | 12 | 251 |
| 6 | 4 | 14 | 9 | 8 | 3 | 14 | 16 | 179 | 28 | 8 | 11 | 8 | 6 | 22 | 553 |
| 5 | 3 | 12 | | 3 | 1 | 10 | 7 | 239 | 20 | 2 | 5 | | | 9 | 421 |
| 1 | 1 | 2 | 9 | 5 | 2 | 4 | 9 | -60 | 8 | 6 | 6 | 8 | 6 | 13 | 132 |
| 12 | | 4 | 6 | 4 | 9 | 13 | 6 | 164 | 26 | 7 | 6 | 15 | 2 | 9 | 387 |
| 6 | 1 | 6 | 2 | 4 | 14 | 10 | 3 | 126 | 15 | 8 | 2 | 3 | 5 | 5 | 264 |
| 6 | -1 | -2 | 4 | | -5 | 3 | 3 | 38 | 11 | -1 | 4 | 12 | 2 | 4 | 123 |
| 2 | | | 3 | 1 | 1 | 15 | 9 | 117 | 16 | 5 | 9 | 7 | 6 | 7 | 268 |
| 1 | 1 | 1 | 2 | 2 | 3 | 10 | 19 | 142 | 12 | 10 | 9 | 4 | 7 | 6 | 311 |
| 1 | -1 | -1 | 1 | -1 | -2 | 5 | -10 | -25 | 4 | -5 | | 3 | -1 | 1 | -43 |
| 3 | 4 | 19 | 18 | 4 | 11 | 19 | 121 | 213 | | 7 | 10 | 9 | 21 | 44 | 630 |
| 3 | 1 | 4 | 3 | 4 | 21 | 34 | 77 | 268 | 35 | 8 | 1 | 24 | 12 | 26 | 630 |
| | 3 | 15 | 15 | | -10 | -15 | 44 | -55 | -35 | -1 | 9 | -15 | 9 | 18 | |
| 29 | 1 | 31 | 9 | 5 | 20 | 2 | 37 | 329 | 23 | 23 | 8 | 6 | 7 | 12 | 783 |
| 1 | 1 | 16 | 6 | 3 | 8 | 13 | 9 | 301 | 22 | 6 | 10 | 13 | 8 | 19 | 579 |
| 28 | | 15 | 3 | 2 | 12 | -11 | 28 | 28 | 1 | 17 | -2 | -7 | -1 | -7 | 204 |
| 39 | 16 | 100 | 40 | 12 | 50 | 56 | 88 | 771 | 133 | 42 | 54 | 51 | 53 | 90 | 2458 |
| 20 | 13 | 49 | 36 | 12 | 30 | 36 | 59 | 671 | 123 | 53 | 31 | 19 | 26 | 46 | 1656 |
| 19 | 3 | 51 | 4 | | 20 | 20 | 19 | 100 | 10 | -11 | 23 | 32 | 27 | 44 | 802 |
| 41 | 23 | 47 | 35 | 28 | 49 | 116 | 143 | 846 | 101 | 31 | 17 | 31 | 53 | 354 | 2497 |
| 54 | 10 | 62 | 46 | 21 | 46 | 42 | 54 | 1083 | 71 | 33 | 23 | 47 | 31 | 168 | 2220 |
| -13 | 13 | -15 | -11 | 7 | 3 | 74 | 94 | -237 | 30 | -2 | -6 | -16 | 22 | 186 | 277 |
| 3 | | 3 | 3 | 3 | 8 | 4 | 22 | 391 | 15 | | 6 | 6 | 11 | 3 | 604 |
| 8 | | 3 | 3 | 3 | 4 | 14 | 11 | 245 | 9 | 1 | 1 | 1 | 4 | 5 | 379 |
| -5 | | | | | 4 | -10 | 11 | 146 | 6 | -1 | 5 | 5 | 7 | -2 | 225 |
| 4 | 4 | 12 | 6 | 5 | 13 | 10 | 65 | 253 | 44 | 16 | 3 | 24 | 6 | 52 | 703 |
| 9 | 2 | 16 | 1 | 16 | 7 | 10 | 37 | 263 | 53 | 4 | 16 | 6 | 12 | 37 | 688 |
| -5 | 2 | -4 | 5 | -11 | 6 | | 28 | -10 | -9 | 12 | -13 | 18 | -6 | 15 | 15 |

Tabell 1 (forts) Inflyttade och utflyttade fördelade på län och utlandet inkl överföringar från och till obefintligregistret kommunvis 1975

| KOMMUN | | | LÄN | | | | | | | | | |
|--------|------------|-------|------------------------|---------------------|--------------------------------|--------------------------------|-----------------------------|------------------------|--------------------|----------------------|----------------------|--------------------------------|
| | | | STOCK- HOLMS LÄN | UPP- SALA LÄN | SÖDER- MAN- LANDS LÄN | ÖSTER- GÖT- LANDS LÄN | JÖN- KÖ- PINGS LÄN | KRONO- BERGS LÄN | KAL- MAR LÄN | GÖT- LANDS LÄN | BLE- KINGE LÄN | KRI- STIAN- STADS LÄN |
| 2084 | AVESTA | INFL | 161 | 68 | 30 | 9 | 3 | 4 | 4 | 1 | 13 | 4 |
| | | UTFL | 134 | 70 | 50 | 15 | 16 | 3 | 14 | 4 | 9 | |
| | | NETTO | 27 | -2 | -20 | -6 | -13 | 1 | -10 | -3 | 4 | 4 |
| 2085 | LUDVIKA | INFL | 254 | 42 | 41 | 33 | 9 | 14 | 21 | | 5 | 3 |
| | | UTFL | 168 | 44 | 35 | 15 | 16 | 10 | 1 | | 7 | 6 |
| | | NETTO | 86 | -2 | 6 | 18 | -7 | 4 | 20 | | -2 | -3 |
| 2101 | OCKELBO | INFL | 35 | 14 | | 2 | 2 | | | | | |
| | | UTFL | 14 | 9 | | 5 | | | 1 | | | 1 |
| | | NETTO | 21 | 5 | | -3 | 2 | | -1 | | | -1 |
| 2104 | HÖFORS | INFL | 67 | 11 | 9 | 1 | 1 | 8 | 2 | | | |
| | | UTFL | 82 | 34 | 18 | 13 | 1 | 3 | 4 | | 3 | 1 |
| | | NETTO | -15 | -23 | -9 | -12 | | 5 | -2 | | -3 | -1 |
| 2121 | OVANÅKER | INFL | 53 | 11 | 16 | 11 | 5 | | | | | |
| | | UTFL | 18 | 4 | | 4 | 5 | 5 | | | | 2 |
| | | NETTO | 35 | 7 | 16 | 7 | | -5 | | | | -2 |
| 2132 | NÖRDANSTIG | INFL | 81 | 12 | 3 | 4 | | | 1 | | 1 | 1 |
| | | UTFL | 73 | 12 | 3 | 2 | | | 4 | | 1 | |
| | | NETTO | 8 | | | 2 | | | -3 | | | 1 |
| 2161 | LJUSSDAL | INFL | 189 | 38 | 25 | 6 | 3 | 1 | 5 | | 1 | 3 |
| | | UTFL | 188 | 28 | 6 | 3 | 11 | | 7 | 1 | 1 | 4 |
| | | NETTO | 1 | 10 | 19 | 3 | -8 | 1 | -2 | -1 | | -1 |
| 2180 | GÄVLE | INFL | 1310 | 529 | 71 | 68 | 41 | 40 | 49 | 4 | 19 | 19 |
| | | UTFL | 558 | 350 | 38 | 47 | 42 | 15 | 23 | 10 | 20 | 18 |
| | | NETTO | 752 | 179 | 33 | 21 | -1 | 25 | 26 | -6 | -1 | 1 |
| 2181 | SANDVIKEN | INFL | 215 | 126 | 40 | 38 | 6 | 13 | 7 | 8 | 8 | |
| | | UTFL | 168 | 138 | 23 | 29 | 21 | 7 | 7 | 3 | 10 | 14 |
| | | NETTO | 47 | -12 | 17 | 9 | -15 | 6 | | 5 | -2 | -14 |
| 2182 | SÖDERHAMN | INFL | 262 | 43 | 14 | 27 | 15 | 1 | 20 | 2 | 19 | 1 |
| | | UTFL | 142 | 67 | 31 | 8 | 13 | 10 | 3 | 1 | 5 | 6 |
| | | NETTO | 120 | -24 | -17 | 19 | 2 | -9 | 17 | 1 | 14 | -5 |
| 2183 | BOLLNÄS | INFL | 212 | 51 | 26 | 26 | 6 | 2 | 14 | 2 | 2 | 12 |
| | | UTFL | 173 | 57 | 20 | 27 | 6 | 2 | 7 | 1 | 3 | 13 |
| | | NETTO | 39 | -6 | 6 | -1 | | | 7 | 1 | -1 | -1 |
| 2184 | HUDIKSVALL | INFL | 281 | 70 | 17 | 20 | 5 | 9 | 18 | | 5 | 2 |
| | | UTFL | 210 | 53 | 22 | 8 | 15 | 4 | 3 | | 4 | 2 |
| | | NETTO | 71 | 17 | -5 | 12 | -10 | 5 | 15 | | 1 | |
| 2260 | ÄNGE | INFL | 96 | 7 | 10 | 5 | 2 | 1 | 2 | 6 | | 1 |
| | | UTFL | 63 | 19 | 2 | 9 | 1 | 2 | 9 | 2 | | |
| | | NETTO | 33 | -12 | 8 | -4 | 1 | -1 | -7 | 4 | | 1 |
| 2262 | TIMRÄ | INFL | 122 | 12 | 19 | 16 | 5 | 11 | 7 | 1 | | 10 |
| | | UTFL | 84 | 16 | 16 | 16 | 9 | 2 | 2 | 1 | 3 | 1 |
| | | NETTO | 38 | -4 | 3 | | -4 | 9 | 5 | | -3 | 9 |
| 2280 | HÄRNÖSAND | INFL | 172 | 34 | 25 | 12 | 9 | 11 | 14 | 9 | 5 | 8 |
| | | UTFL | 167 | 49 | 16 | 33 | 26 | 10 | 8 | 6 | 12 | 4 |
| | | NETTO | 5 | -15 | 9 | -21 | -17 | 1 | 6 | 3 | -7 | 4 |

| MALMÖ- HUS LÄN | HAL- LANDS LÄN | GÖTE- BORGS- BOHUS- LÄN | ÄLVS- BORGS LÄN | SKARA- BORGS LÄN | VÄRM- LANDS LÄN | ÖRE- BRO LÄN | VÄST- MAN- LANDS LÄN | KOP- PAR- BERGS LÄN | GÄVLE- BORGS LÄN | VÄSTER- NORR- LANDS LÄN | JÄMT- LANDS LÄN | VÄSTER- BOT- TENS LÄN | NORR- BOT- TENS LÄN | UT- LAN- DET | SAMT- LIGA |
|----------------------|----------------------|----------------------------------|-----------------------|------------------------|-----------------------|--------------------|-------------------------------|------------------------------|------------------------|----------------------------------|-----------------------|--------------------------------|------------------------------|--------------------|---------------|
| 11 | 8 | 16 | 4 | 12 | 11 | 11 | 168 | 175 | 64 | 34 | 16 | 24 | 20 | 83 | 954 |
| 10 | 8 | 26 | 4 | 6 | 12 | 36 | 220 | 275 | 61 | 29 | 16 | 19 | 32 | 59 | 1128 |
| 1 | | -10 | | 6 | -1 | -25 | -52 | -100 | 3 | 5 | | 5 | -12 | 24 | -174 |
| 25 | 12 | 51 | 29 | 26 | 81 | 186 | 109 | 423 | 29 | 30 | 23 | 28 | 19 | 122 | 1615 |
| 15 | 14 | 44 | 19 | 17 | 42 | 189 | 57 | 425 | 40 | 22 | 33 | 48 | 28 | 67 | 1362 |
| 10 | -2 | 7 | 10 | 9 | 39 | -3 | 52 | -2 | -11 | 8 | -10 | -20 | -9 | 55 | 253 |
| | | 2 | 7 | | 4 | 5 | 9 | 3 | 133 | 2 | 1 | 1 | | 5 | 225 |
| 2 | | 1 | | | 6 | 1 | 4 | 12 | 121 | 9 | 2 | 4 | | 4 | 196 |
| -2 | | 1 | 7 | | -2 | 4 | 5 | -9 | 12 | -7 | -1 | -3 | | 1 | 29 |
| 5 | 2 | 8 | 6 | | 11 | 14 | 16 | 51 | 126 | 13 | 6 | 2 | 18 | 171 | 548 |
| 5 | 9 | 24 | 7 | 1 | 1 | 20 | 23 | 87 | 219 | 20 | 15 | 4 | 31 | 62 | 687 |
| | -7 | -16 | -1 | -1 | 13 | -6 | -7 | -36 | -93 | -7 | -9 | -2 | -13 | 109 | -139 |
| | | 10 | 4 | | 2 | 7 | 7 | 15 | 122 | 5 | | 7 | 3 | 4 | 282 |
| 2 | | | 1 | 5 | 1 | 2 | 2 | 23 | 106 | 5 | | 3 | 1 | 1 | 190 |
| -2 | | 10 | 3 | -5 | 1 | 5 | 5 | -8 | 16 | | | 4 | 2 | 3 | 92 |
| 6 | | | 2 | 1 | 4 | 1 | 11 | 1 | 207 | 79 | 9 | 7 | 5 | 13 | 449 |
| 7 | | 3 | 5 | | 1 | 5 | 5 | 10 | 191 | 58 | 8 | 11 | 1 | 9 | 404 |
| -1 | | -3 | -3 | 1 | 3 | 1 | 6 | -9 | 16 | 21 | 1 | -4 | 4 | 4 | 45 |
| 3 | 6 | 5 | 6 | 4 | 2 | 37 | 11 | 23 | 200 | 29 | 21 | 18 | 8 | 17 | 661 |
| 6 | 8 | 5 | 5 | 4 | 1 | 22 | 11 | 34 | 283 | 49 | 48 | 12 | 5 | 2 | 744 |
| -3 | -2 | | 1 | | 1 | 15 | | -11 | -83 | -20 | -27 | 6 | 3 | 15 | -83 |
| 82 | 24 | 120 | 58 | 45 | 75 | 106 | 120 | 175 | 854 | 170 | 54 | 75 | 56 | 219 | 4383 |
| 63 | 32 | 83 | 31 | 16 | 42 | 41 | 93 | 157 | 611 | 127 | 54 | 58 | 56 | 175 | 2760 |
| 19 | -8 | 37 | 27 | 29 | 33 | 65 | 27 | 18 | 243 | 43 | | 17 | | 44 | 1623 |
| 18 | 10 | 28 | 41 | 20 | 15 | 35 | 78 | 99 | 565 | 55 | 28 | 28 | 33 | 168 | 1682 |
| 23 | 4 | 53 | 11 | 10 | 20 | 56 | 51 | 106 | 612 | 41 | 28 | 39 | 23 | 134 | 1631 |
| -5 | 6 | -25 | 30 | 10 | -5 | -21 | 27 | -7 | -67 | 14 | | -11 | 10 | 34 | 51 |
| 51 | 5 | 38 | 22 | 21 | 13 | 24 | 45 | 47 | 391 | 28 | 11 | 35 | 9 | 63 | 1207 |
| 24 | 4 | 15 | 13 | 13 | 22 | 27 | 23 | 26 | 420 | 69 | 17 | 53 | 20 | 63 | 1095 |
| 27 | 1 | 23 | 9 | 8 | -9 | -3 | 22 | 21 | -29 | -41 | -6 | -18 | -11 | | 112 |
| 11 | 8 | 15 | 16 | 6 | 16 | 17 | 32 | 47 | 363 | 57 | 44 | 18 | 11 | 28 | 1042 |
| 6 | 4 | 18 | 8 | 3 | 7 | 14 | 33 | 47 | 452 | 51 | 18 | 18 | 7 | 18 | 1013 |
| 5 | 4 | -3 | 8 | 3 | 9 | 3 | -1 | | -89 | 6 | 26 | | 4 | 10 | 29 |
| 23 | 10 | 24 | 23 | 4 | 3 | 34 | 11 | 30 | 433 | 85 | 17 | 24 | 19 | 56 | 1223 |
| 16 | 6 | 21 | 13 | 10 | 12 | 18 | 16 | 53 | 379 | 81 | 25 | 38 | 16 | 46 | 1071 |
| 7 | 4 | 3 | 10 | -6 | -9 | 16 | -5 | -23 | 54 | 4 | -8 | -14 | 3 | 10 | 152 |
| 3 | 5 | 5 | 11 | 7 | 4 | 7 | 11 | 14 | 41 | 123 | 35 | 12 | 11 | 12 | 431 |
| 8 | 1 | 4 | 2 | 2 | 10 | 1 | 24 | 9 | 26 | 194 | 83 | 25 | 5 | 4 | 505 |
| -5 | 4 | 1 | 9 | 5 | -6 | 6 | -13 | 5 | 15 | -71 | -48 | -13 | 6 | 8 | -74 |
| 14 | 10 | 22 | 22 | 6 | 6 | 17 | 18 | 6 | 43 | 608 | 21 | 19 | 26 | 41 | 1082 |
| 3 | 2 | 17 | 19 | 4 | 5 | 11 | 12 | 11 | 26 | 540 | 43 | 28 | 24 | 22 | 917 |
| 11 | 8 | 5 | 3 | 2 | 1 | 6 | 6 | -5 | 17 | 68 | -22 | -9 | 2 | 19 | 165 |
| 22 | 13 | 28 | 31 | 9 | 18 | 12 | 34 | 21 | 41 | 435 | 28 | 58 | 54 | 20 | 1123 |
| 18 | 12 | 34 | 11 | 1 | 12 | 19 | 21 | 29 | 76 | 465 | 58 | 76 | 26 | 34 | 1223 |
| 4 | 1 | -6 | 20 | 8 | 5 | -7 | 13 | -8 | -35 | -30 | -30 | -18 | 28 | -14 | -100 |

Tabell 1 (forts) Inflyttade och utflyttade fördelade på län och utlandet inkl överföringar från och till obefintligregistret kommunvis 1975

| KOMMUN | | | LÄN | | | | | | | | | |
|--------|--------------|-------|------------------------|---------------------|--------------------------------|--------------------------------|-----------------------------|------------------------|--------------------|----------------------|----------------------|--------------------------------|
| | | | STOCK- HOLMS LÄN | UPP- SALA LÄN | SÖDER- MAN- LANDS LÄN | ÖSTER- GÖT- LANDS LÄN | JÖN- KÖ- PINGS LÄN | KRONO- BERGS LÄN | KAL- MAR LÄN | GÖT- LANDS LÄN | BLE- KINGE LÄN | KRI- STIAN- STADS LÄN |
| 2281 | SUNDSVALL | INFL | 814 | 113 | 73 | 70 | 41 | 12 | 22 | | 26 | 41 |
| | | UTFL | 608 | 132 | 73 | 58 | 57 | 10 | 29 | | 13 | 20 |
| | | NETTO | 206 | -19 | | 12 | -16 | 2 | -7 | -6 | 13 | 21 |
| 2282 | KRAMFORS | INFL | 150 | 36 | 12 | 14 | 11 | 4 | 12 | 3 | 1 | 7 |
| | | UTFL | 163 | 22 | 5 | 17 | 15 | 10 | 21 | 1 | 4 | 4 |
| | | NETTO | -13 | 14 | 7 | -3 | -4 | -6 | -9 | 2 | -3 | 3 |
| 2283 | SOLLEFTER | INFL | 185 | 60 | 23 | 28 | 4 | 5 | 8 | | 8 | 2 |
| | | UTFL | 147 | 40 | 12 | 9 | 8 | 5 | | | 3 | 2 |
| | | NETTO | 38 | 20 | 11 | 19 | -4 | | 8 | | 5 | |
| 2284 | ÖRNSKÖLDSVIK | INFL | 305 | 73 | 67 | 111 | 45 | 3 | 11 | 3 | 7 | 5 |
| | | UTFL | 267 | 42 | 30 | 23 | 18 | 6 | 10 | 1 | 3 | 7 |
| | | NETTO | 38 | 31 | 37 | 88 | 27 | -3 | 1 | 2 | 4 | -2 |
| 2303 | RAGUNDA | INFL | 54 | 7 | 9 | 2 | 2 | | 1 | | 1 | |
| | | UTFL | 34 | 9 | 7 | 4 | 2 | | 4 | 2 | | |
| | | NETTO | 20 | -2 | 2 | -2 | | | -3 | -2 | 1 | |
| 2305 | BRÄCKE | INFL | 36 | 8 | 6 | 1 | | | 5 | | 2 | |
| | | UTFL | 41 | 8 | 4 | 2 | 3 | | 2 | 1 | 1 | 5 |
| | | NETTO | -5 | | 2 | -1 | -3 | | 3 | -1 | 1 | -5 |
| 2309 | KROKOM | INFL | 78 | 23 | 10 | 8 | 7 | 8 | 6 | | 11 | |
| | | UTFL | 40 | 8 | 2 | 3 | 2 | | 1 | | 5 | 2 |
| | | NETTO | 38 | 15 | 8 | 5 | 5 | 8 | 5 | | 6 | -2 |
| 2313 | STRÖMSUND | INFL | 127 | 10 | 14 | 3 | 12 | 3 | 7 | 2 | 2 | 4 |
| | | UTFL | 81 | 31 | 8 | 5 | 2 | | 1 | 1 | | 3 |
| | | NETTO | 46 | -21 | 6 | -2 | 10 | 3 | 6 | 1 | 2 | 1 |
| 2321 | ÅRE | INFL | 110 | 5 | 7 | 5 | 4 | | 5 | 4 | | 2 |
| | | UTFL | 43 | 5 | 7 | 8 | 4 | | | 1 | 3 | 2 |
| | | NETTO | 67 | | | -3 | | | 5 | 3 | -3 | |
| 2326 | BERG | INFL | 41 | 10 | 4 | 2 | | | 5 | | | |
| | | UTFL | 28 | 3 | 2 | 4 | | 1 | | | 1 | 1 |
| | | NETTO | 13 | 7 | 2 | -2 | | -1 | 5 | | -1 | -1 |
| 2361 | HARJEDALEN | INFL | 115 | 26 | 13 | 9 | 8 | 4 | 13 | 3 | 6 | 5 |
| | | UTFL | 70 | 32 | 6 | 4 | | | | | | 2 |
| | | NETTO | 45 | -6 | 7 | 5 | 8 | 4 | 13 | 3 | 6 | 3 |
| 2380 | ÖSTERSUND | INFL | 412 | 95 | 35 | 50 | 20 | 13 | 20 | 7 | 23 | 17 |
| | | UTFL | 386 | 98 | 24 | 38 | 19 | 11 | 13 | 4 | 12 | 9 |
| | | NETTO | 26 | -3 | 11 | 12 | 1 | 2 | 7 | 3 | 11 | 8 |
| 2401 | NORDMALING | INFL | 47 | 5 | 2 | 5 | 2 | | | | | 2 |
| | | UTFL | 25 | 5 | | 2 | | 1 | | | 2 | |
| | | NETTO | 22 | | 2 | 3 | 2 | -1 | | | -2 | 2 |
| 2404 | VINDELN | INFL | 25 | 7 | | 2 | | | | | | |
| | | UTFL | 29 | 9 | 7 | 2 | 8 | | | | | |
| | | NETTO | -4 | -2 | -7 | | -8 | | | | | |
| 2409 | ROBERTSFORS | INFL | 31 | 11 | 5 | 3 | 2 | 1 | | | 1 | |
| | | UTFL | 23 | 4 | 2 | | 1 | | 1 | | | 1 |
| | | NETTO | 8 | 7 | 3 | 3 | 1 | 1 | -1 | | 1 | -1 |

| MALMÖ- HUS LÄN | HAL- LANDS LÄN | GÖTE- BORGS- BOHUS- LÄN | ÄLVS- BORGS LÄN | SKARA- BORGS LÄN | VÄRM- LANDS LÄN | ÖRE- BRO LÄN | VÄST- MAN- LANDS LÄN | KOP- PAR- BERGS LÄN | GÄVLE- BORGS LÄN | VÄSTER- NORR- LANDS LÄN | JÄMT- LANDS LÄN | VÄSTER- BOT- TENS LÄN | NORR- BOT- TENS LÄN | UT- LAN- DET | SANT- LIGA |
|----------------------|----------------------|----------------------------------|-----------------------|------------------------|-----------------------|--------------------|-------------------------------|------------------------------|------------------------|----------------------------------|-----------------------|--------------------------------|------------------------------|--------------------|---------------|
| 85 | 18 | 131 | 52 | 22 | 29 | 46 | 113 | 94 | 273 | 996 | 217 | 194 | 120 | 165 | 3767 |
| 70 | 22 | 125 | 24 | 26 | 65 | 34 | 72 | 90 | 282 | 845 | 208 | 218 | 166 | 77 | 3331 |
| 15 | -4 | 6 | 28 | -4 | -37 | 12 | 41 | 4 | -9 | 151 | 9 | -24 | -46 | 88 | 436 |
| 13 | 4 | 13 | 13 | 2 | 13 | 20 | 23 | 12 | 26 | 320 | 47 | 50 | 19 | 44 | 866 |
| 18 | 6 | 34 | 17 | 6 | 2 | 15 | 19 | 26 | 25 | 380 | 32 | 65 | 47 | 16 | 970 |
| -5 | -2 | -21 | -4 | -4 | 8 | 5 | 4 | -14 | 1 | -60 | 15 | -15 | -28 | 28 | -104 |
| 25 | 8 | 32 | 32 | 4 | 15 | 17 | 15 | 23 | 31 | 278 | 90 | 62 | 21 | 23 | 999 |
| 6 | 2 | 22 | 19 | 4 | 17 | 17 | 17 | 27 | 37 | 287 | 93 | 74 | 38 | 19 | 905 |
| 19 | 6 | 10 | 13 | | -2 | | -2 | -4 | -6 | -9 | -3 | -12 | -17 | 4 | 94 |
| 24 | 6 | 62 | 32 | 30 | 9 | 29 | 98 | 27 | 55 | 235 | 44 | 233 | 74 | 67 | 1655 |
| 12 | 8 | 44 | 14 | 7 | 15 | 22 | 46 | 29 | 51 | 284 | 59 | 293 | 82 | 61 | 1435 |
| 12 | -2 | 18 | 18 | 23 | -7 | 7 | 52 | -2 | 4 | -49 | -15 | -60 | -8 | 6 | 220 |
| 5 | 4 | 1 | 3 | 1 | 3 | 6 | 9 | 4 | 17 | 47 | 72 | 2 | 6 | 12 | 268 |
| 3 | 1 | 4 | 4 | 4 | 11 | 1 | 6 | 12 | 8 | 69 | 113 | 5 | 3 | 8 | 314 |
| 2 | 3 | -3 | -1 | -3 | -8 | 5 | 3 | -8 | 9 | -22 | -41 | -3 | 3 | 4 | -46 |
| 9 | 1 | 6 | 14 | 3 | 1 | 2 | 8 | 7 | 7 | 52 | 150 | 5 | 4 | 5 | 352 |
| 1 | | 7 | 16 | | 1 | | 10 | 12 | 5 | 41 | 172 | 18 | 2 | 8 | 360 |
| 8 | 1 | -1 | -2 | 3 | | 2 | -2 | -5 | 2 | 11 | -22 | -13 | 2 | -3 | -28 |
| 10 | 3 | 10 | 11 | 10 | 5 | 10 | 12 | 11 | 17 | 29 | 307 | 12 | 22 | 18 | 638 |
| 1 | 1 | 3 | 11 | 1 | 8 | 9 | 11 | 24 | 9 | 40 | 334 | 21 | 6 | 8 | 550 |
| 9 | 2 | 7 | | 9 | -3 | 1 | 1 | -13 | 8 | -11 | -27 | -9 | 16 | 10 | 88 |
| 12 | 8 | 15 | 11 | 4 | 5 | 19 | 15 | 19 | 17 | 72 | 161 | 46 | 10 | 28 | 626 |
| 12 | 2 | 24 | 22 | 1 | 2 | 4 | 9 | 11 | 24 | 97 | 248 | 55 | 8 | 29 | 680 |
| | 6 | -9 | -11 | 3 | 3 | 15 | 6 | 8 | -7 | -25 | -87 | -9 | 2 | -1 | -54 |
| 9 | 4 | 8 | 9 | 4 | 11 | 3 | 21 | 7 | 10 | 28 | 133 | 12 | 4 | 32 | 437 |
| 1 | 3 | 8 | 7 | 3 | 5 | 1 | 9 | 12 | 14 | 9 | 215 | 12 | | 18 | 391 |
| 8 | 1 | | 2 | 1 | 5 | 2 | 12 | -5 | -4 | 19 | -82 | | 4 | 14 | 46 |
| 2 | 3 | | 1 | | | 10 | 9 | 7 | 8 | 17 | 107 | 4 | | 7 | 237 |
| 2 | 3 | -2 | 1 | 5 | 1 | 2 | 2 | 5 | 11 | 13 | 182 | 8 | 9 | 1 | 281 |
| | | | | -5 | -1 | 8 | 7 | 2 | -3 | 4 | -75 | -4 | -9 | 6 | -44 |
| 7 | | 11 | 2 | 1 | 5 | 16 | 17 | 36 | 47 | 54 | 98 | 8 | 6 | 18 | 528 |
| 4 | 1 | 1 | 3 | | 2 | 10 | 12 | 35 | 52 | 39 | 100 | 18 | 17 | 24 | 432 |
| 3 | -1 | 10 | -1 | 1 | 3 | 6 | 5 | 1 | -5 | 15 | -2 | -10 | -11 | -6 | 96 |
| 55 | 29 | 119 | 50 | 30 | 35 | 26 | 97 | 67 | 92 | 277 | 1015 | 90 | 51 | 76 | 2801 |
| 37 | 12 | 100 | 33 | 28 | 26 | 40 | 48 | 80 | 68 | 174 | 679 | 123 | 46 | 63 | 2171 |
| 18 | 17 | 19 | 17 | 2 | 9 | -14 | 49 | -13 | 24 | 103 | 336 | -33 | 5 | 13 | 630 |
| 6 | | 8 | | 1 | 1 | 1 | 4 | 6 | 2 | 42 | 5 | 148 | 2 | 5 | 294 |
| | | 7 | 1 | | 1 | 7 | 5 | 2 | 1 | 19 | 2 | 166 | 13 | | 259 |
| 6 | | 1 | -1 | 1 | | -6 | -1 | 4 | 1 | 23 | 3 | -18 | -11 | 5 | 35 |
| 1 | | 12 | 6 | | 1 | | 4 | 6 | 5 | 25 | 10 | 158 | 8 | 1 | 271 |
| 3 | 2 | 1 | 1 | | 1 | 6 | 3 | 6 | 6 | 3 | 172 | 7 | | | 260 |
| -2 | -2 | 11 | 5 | | | -6 | 1 | 6 | -1 | 22 | 10 | -14 | 1 | 1 | 11 |
| | 2 | 1 | 6 | | | 1 | 8 | 1 | 6 | 18 | 16 | 271 | 10 | 7 | 401 |
| 4 | | 1 | 1 | 1 | 1 | 3 | 6 | 5 | 1 | 18 | 10 | 187 | 4 | 3 | 277 |
| -4 | 2 | | 5 | -1 | -1 | -2 | 2 | -4 | 5 | | 6 | 84 | 6 | 4 | 124 |

Tabell 1 (forts) Inflyttade och utflyttade fördelade på län och utlandet inkl överföringar från och till obefintligregistret kommunvis 1975

| KOMMUN | | LÄN | | | | | | | | | | |
|--------|------------|------------------------|---------------------|--------------------------------|--------------------------------|-----------------------------|------------------------|--------------------|----------------------|----------------------|--------------------------------|----|
| | | STOCK- HOLMS LÄN | UPP- SALA LÄN | SÖDER- MAN- LANDS LÄN | ÖSTER- GÖT- LANDS LÄN | JÜN- KÖ- PINGS LÄN | KRONO- BERGS LÄN | KAL- MAR LÄN | GÖT- LANDS LÄN | BLE- KINGE LÄN | KRI- STIAN- STADS LÄN | |
| 2417 | NORSJÖ | INFL | 22 | 4 | 1 | 4 | | 1 | | | | |
| | UTFL | 22 | 5 | 2 | 4 | 8 | | | | | | |
| | NETTO | | -1 | -1 | | -8 | | 1 | | | | |
| 2421 | STORUMAN | INFL | 29 | 4 | 6 | 7 | 1 | | | 1 | 2 | |
| | UTFL | 20 | 2 | 7 | 3 | 3 | | | 1 | | | |
| | NETTO | 9 | 2 | -1 | 4 | -2 | | | -1 | 1 | 2 | |
| 2422 | SORSELE | INFL | 11 | 1 | | 1 | 1 | 1 | | 1 | | |
| | UTFL | 11 | 3 | | 2 | | | | | | | |
| | NETTO | | -2 | | -1 | 1 | 1 | | 1 | -2 | | |
| 2460 | VÄNNÄS | INFL | 31 | 3 | 4 | 2 | 3 | | 5 | 2 | 1 | |
| | UTFL | 37 | 10 | 2 | 6 | 1 | | 4 | 1 | | | |
| | NETTO | -6 | -7 | 2 | -4 | 2 | | 1 | 1 | | | |
| 2462 | VILHELMINA | INFL | 57 | 2 | 4 | 7 | | 2 | | 1 | | |
| | UTFL | 40 | 15 | 2 | 7 | 1 | | 7 | | | | |
| | NETTO | 17 | -13 | 2 | | -1 | | -5 | | 1 | -1 | |
| 2463 | RSELE | INFL | 40 | 4 | 9 | 6 | | | | | 1 | |
| | UTFL | 49 | 5 | 5 | | | | | | | | |
| | NETTO | -9 | -1 | 4 | 6 | -1 | | -1 | | | 1 | |
| 2480 | UMER | INFL | 561 | 159 | 88 | 115 | 41 | 23 | 36 | 3 | 23 | 23 |
| | UTFL | 580 | 139 | 49 | 74 | 35 | 18 | 26 | 10 | 16 | 30 | |
| | NETTO | -19 | 20 | 39 | 41 | 6 | 5 | 10 | -7 | 7 | -7 | |
| 2481 | LYCKSELE | INFL | 49 | 20 | 18 | 8 | 9 | | 1 | | 1 | 4 |
| | UTFL | 54 | 9 | 5 | 15 | 9 | 7 | 4 | | 2 | 2 | 6 |
| | NETTO | -5 | 11 | 13 | -7 | | -7 | -3 | | -1 | -1 | -2 |
| 2482 | SKELLEFTER | INFL | 376 | 81 | 29 | 35 | 10 | 12 | 12 | 1 | 11 | 19 |
| | UTFL | 286 | 65 | 15 | 27 | 26 | | 17 | | 9 | 20 | |
| | NETTO | 90 | 16 | 14 | 8 | -16 | 12 | -5 | 1 | 2 | -1 | |
| 2505 | ARVIDSJAUR | INFL | 29 | 3 | 1 | 2 | | | | | | |
| | UTFL | 27 | | 3 | 3 | | | | | | | |
| | NETTO | 2 | 3 | -2 | -1 | -1 | -3 | | | | | |
| 2506 | ARJEPLOG | INFL | 15 | 7 | 6 | | | | | | | |
| | UTFL | 6 | 1 | | 2 | | | | | | | |
| | NETTO | 9 | 6 | 6 | -2 | | | | | 1 | -1 | |
| 2510 | JÖCKMOKK | INFL | 50 | 13 | 7 | 4 | 5 | 1 | | | | |
| | UTFL | 38 | 6 | 1 | 2 | 3 | | 3 | | | | |
| | NETTO | 12 | 7 | 6 | 2 | 2 | 1 | -3 | -2 | | 1 | |
| 2513 | ÖVERKALIX | INFL | 12 | | 2 | 1 | | | | | 1 | |
| | UTFL | 29 | 7 | 2 | 2 | | | | | | | |
| | NETTO | -17 | -7 | | -1 | | | | | 1 | -1 | |
| 2514 | KALIX | INFL | 108 | 19 | 21 | 29 | 5 | 5 | | | 2 | 5 |
| | UTFL | 78 | 16 | 6 | 19 | 3 | 2 | | 2 | | 6 | 5 |
| | NETTO | 30 | 3 | 15 | 10 | 2 | 3 | -2 | | -4 | | |
| 2518 | ÖVERTORNER | INFL | 37 | 1 | 15 | 1 | | | | | 2 | |
| | UTFL | 42 | 16 | 7 | | | | | | | 1 | 3 |
| | NETTO | -5 | -15 | 8 | 1 | | | | | 1 | -3 | |

| MALMÖ- HUS LÄN | HAL- LANDS LÄN | GÖTE- BORGS- BOHUS- LÄN | ÄLVS- BORGS LÄN | SKARA- BORGS LÄN | VÄRM- LANDS LÄN | ÖRE- BRO LÄN | VÄST- MAN- LANDS LÄN | KOP- PAR- BERGS LÄN | GÄVLE- BORGS LÄN | VÄSTER- NORR- LANDS LÄN | JÄMT- LANDS LÄN | VÄSTER- BOT- TENS LÄN | NORR- BOT- TENS LÄN | UT- LAN- DET | SAMT- LIGA |
|----------------------|----------------------|----------------------------------|-----------------------|------------------------|-----------------------|--------------------|-------------------------------|------------------------------|------------------------|----------------------------------|-----------------------|--------------------------------|------------------------------|--------------------|---------------|
| 1 | 1 | 2 | 18 | 1 | 1 | 4 | 10 | 6 | 4 | 12 | 3 | 199 | 29 | 8 | 329 |
| -1 | -1 | 5 | 18 | 7 | 1 | 6 | 3 | 3 | 6 | 10 | 16 | 298 | 58 | 7 | 462 |
| | | -3 | | -6 | | -2 | 7 | 3 | -2 | 2 | -13 | -99 | -29 | 1 | -133 |
| 7 | 1 | | 2 | 6 | | 3 | 14 | 13 | 22 | 21 | 9 | 184 | 40 | 6 | 378 |
| | 3 | 3 | 1 | 1 | 2 | 3 | 8 | 10 | 10 | 8 | 12 | 164 | 11 | 2 | 274 |
| 7 | -2 | -3 | 1 | 5 | -2 | | 6 | 3 | 12 | 13 | -3 | 20 | 29 | 4 | 104 |
| 2 | | | | | 1 | 7 | | | 2 | 7 | 3 | 74 | 13 | 1 | 126 |
| 1 | 1 | 4 | 1 | 3 | | 1 | 2 | 1 | 7 | 3 | 3 | 74 | 23 | 2 | 144 |
| 1 | -1 | -4 | -1 | -3 | 1 | 6 | -2 | -1 | -5 | 4 | | | -10 | -1 | -18 |
| 3 | 2 | 8 | 5 | 7 | | 5 | 6 | 1 | 5 | 22 | 4 | 345 | 14 | 16 | 494 |
| 4 | 1 | 8 | 1 | 3 | 1 | | 3 | 4 | 7 | 27 | 6 | 433 | 38 | 9 | 607 |
| -1 | 1 | | 4 | 4 | -1 | 5 | 3 | -3 | -2 | -5 | -2 | -88 | -24 | 7 | -113 |
| 2 | 1 | 4 | 4 | | | | 6 | 2 | 10 | 16 | 38 | 157 | 20 | 12 | 345 |
| | 1 | 7 | 1 | | 1 | 6 | 1 | 6 | 3 | 26 | 10 | 164 | 11 | 9 | 319 |
| 2 | | -3 | 3 | | -1 | -6 | 5 | -4 | 7 | -10 | 28 | -7 | 9 | 3 | 26 |
| 7 | | 1 | 9 | | 1 | 8 | 13 | 12 | 11 | 34 | 25 | 118 | 24 | 2 | 325 |
| 2 | | 6 | 4 | 1 | 4 | 5 | 6 | 9 | 3 | 46 | 18 | 161 | 2 | 3 | 332 |
| 5 | | -5 | 5 | -1 | -3 | 3 | 7 | 3 | 8 | -12 | 7 | -43 | 22 | -1 | -7 |
| 94 | 25 | 127 | 44 | 28 | 60 | 43 | 115 | 71 | 125 | 444 | 105 | 1401 | 500 | 219 | 4473 |
| 95 | 21 | 121 | 50 | 19 | 28 | 54 | 91 | 107 | 122 | 312 | 72 | 1243 | 415 | 144 | 3871 |
| -1 | 4 | 6 | -6 | 9 | 32 | -11 | 24 | -36 | 3 | 132 | 33 | 158 | 85 | 75 | 602 |
| 3 | 13 | 23 | 18 | 14 | 4 | 6 | 15 | 13 | 2 | 25 | 21 | 401 | 44 | 29 | 741 |
| 7 | 2 | 16 | 13 | 8 | 5 | 6 | 13 | 32 | 17 | 45 | 13 | 376 | 59 | 16 | 739 |
| -4 | 11 | 7 | 5 | 6 | -1 | | 2 | -19 | -15 | -20 | 8 | 25 | -15 | 13 | 2 |
| 34 | 21 | 76 | 37 | 41 | 11 | 35 | 75 | 62 | 46 | 113 | 21 | 550 | 288 | 81 | 2077 |
| 33 | 6 | 32 | 28 | 21 | 18 | 33 | 47 | 44 | 32 | 111 | 17 | 568 | 340 | 46 | 1841 |
| 1 | 15 | 44 | 9 | 20 | -7 | 2 | 28 | 18 | 14 | 2 | 4 | -18 | -52 | 35 | 236 |
| 3 | 1 | 8 | 5 | 1 | 4 | 4 | 5 | 3 | 5 | 7 | 1 | 78 | 94 | 7 | 261 |
| 3 | | 2 | | 2 | | 1 | | 13 | 5 | 6 | 1 | 64 | 132 | 2 | 268 |
| | 1 | 6 | 5 | -1 | 4 | 3 | 5 | -10 | | 1 | | 14 | -38 | 5 | -7 |
| 2 | | 4 | 2 | | 3 | | | | | | 5 | 39 | 46 | 13 | 142 |
| 1 | | 1 | 4 | 1 | | 3 | | | 1 | 8 | 7 | 53 | 60 | 9 | 159 |
| 1 | | 3 | -2 | -1 | 3 | -3 | | | -1 | -8 | -2 | -14 | -14 | 4 | -17 |
| 7 | 5 | 4 | 3 | 3 | 1 | 4 | 6 | 10 | 3 | 4 | 4 | 19 | 129 | 4 | 287 |
| 10 | 5 | 4 | 8 | 5 | 5 | 7 | 1 | 4 | 11 | 17 | 4 | 42 | 152 | 3 | 334 |
| -3 | | | -5 | -2 | -4 | -3 | 5 | 6 | -8 | -13 | | -23 | -23 | 1 | -47 |
| 1 | | 3 | 1 | | | | 6 | 1 | | 2 | 1 | 3 | 81 | 13 | 128 |
| 1 | | 2 | 2 | | 1 | | 2 | 4 | | | | 12 | 156 | 1 | 222 |
| | | 1 | -1 | | -1 | | 4 | -3 | | 2 | 1 | -9 | -75 | 12 | -94 |
| 20 | 1 | 22 | 13 | 5 | 7 | 6 | 23 | 7 | 7 | 29 | 3 | 23 | 423 | 64 | 847 |
| 14 | 5 | 12 | 10 | | 10 | 9 | 23 | 12 | 15 | 35 | 2 | 35 | 319 | 27 | 665 |
| 6 | -4 | 10 | 3 | 5 | -3 | -3 | | -5 | -8 | -6 | 1 | -12 | 104 | 37 | 182 |
| 4 | | 11 | 23 | 9 | 1 | 1 | 3 | | 2 | 4 | | 8 | 119 | 45 | 286 |
| 3 | 1 | 8 | 4 | 3 | | 1 | 2 | | 2 | 5 | 3 | 17 | 269 | 42 | 431 |
| 1 | -1 | 3 | 19 | 6 | 1 | | 1 | -2 | | -1 | -3 | -9 | -150 | 3 | -145 |

Tabell 1 (forts) Inflyttade och utflyttade fördelade på län och utlandet inkl överföringar från och till obefintligregistret kommunvis 1975

| KOMMUN | | LÄN | | | | | | | | | | |
|--------|-----------|------------------------|---------------------|--------------------------------|--------------------------------|-----------------------------|------------------------|--------------------|----------------------|----------------------|--------------------------------|----|
| | | STOCK- HOLMS LÄN | UPP- SALA LÄN | SÖDER- MAN- LANDS LÄN | ÖSTER- GÖT- LANDS LÄN | JÖN- KÖ- PINGS LÄN | KRONO- BERGS LÄN | KAL- MAR LÄN | GÖT- LANDS LÄN | BLE- KINGE LÄN | KRI- STIAN- STADS LÄN | |
| 2521 | PAJALA | INFL | 29 | 2 | 4 | | | | | | | |
| | UTFL | 31 | 5 | 7 | 2 | | | | | | 1 | |
| | NETTO | -2 | -3 | -3 | -2 | | | 5 | | | -1 | |
| 2523 | GÄLLIVARE | INFL | 98 | 21 | 20 | 11 | 5 | 1 | 4 | 1 | 2 | 7 |
| | UTFL | 144 | 40 | 15 | 23 | 6 | 1 | 14 | 5 | 2 | | |
| | NETTO | -46 | -19 | 5 | -12 | -1 | | -10 | -4 | | 7 | |
| 2560 | ÄLVSBYN | INFL | 41 | 10 | 8 | 21 | 2 | 1 | 1 | | | 2 |
| | UTFL | 26 | 6 | | 3 | | 4 | 1 | | | 1 | |
| | NETTO | 15 | 4 | 8 | 18 | 2 | -3 | | | -1 | 2 | |
| 2580 | LULEÅ | INFL | 719 | 112 | 159 | 67 | 33 | 14 | 19 | 2 | 13 | 24 |
| | UTFL | 357 | 102 | 50 | 41 | 34 | 9 | 7 | 2 | 22 | 16 | |
| | NETTO | 362 | 10 | 119 | 26 | -1 | 5 | 12 | | -9 | 8 | |
| 2581 | PITER | INFL | 187 | 31 | 46 | 13 | 14 | 7 | 2 | 4 | 8 | 5 |
| | UTFL | 110 | 12 | 15 | 8 | 9 | 6 | | | | 10 | |
| | NETTO | 77 | 12 | 31 | 5 | 5 | 1 | 2 | 4 | 8 | -5 | |
| 2582 | BODEN | INFL | 205 | 34 | 24 | 25 | 9 | 10 | 2 | 1 | | 5 |
| | UTFL | 156 | 70 | 21 | 5 | 5 | 1 | 7 | 3 | 1 | 14 | |
| | NETTO | 49 | -36 | 3 | 20 | 4 | 9 | -5 | -2 | -1 | -9 | |
| 2583 | HÄPARANDA | INFL | 49 | 4 | 7 | 8 | 1 | 6 | 3 | | 7 | 1 |
| | UTFL | 66 | 11 | 9 | 7 | 13 | 4 | | | 5 | | |
| | NETTO | -17 | -7 | -2 | 1 | -12 | 2 | 3 | | 2 | 1 | |
| 2584 | KIRUNA | INFL | 130 | 14 | 32 | 19 | 12 | 1 | 4 | 1 | 2 | 7 |
| | UTFL | 151 | 24 | 15 | 6 | 4 | 12 | 7 | 3 | 5 | 8 | |
| | NETTO | -21 | -10 | 17 | 13 | 8 | -11 | -3 | -2 | -3 | -1 | |

| MALMÖ- HUS LÄN | HAL- LANDS LÄN | GÖTE- BORGS- BOHUS- LÄN | ÄLVS- BORGS LÄN | SKARA- BORGS LÄN | VÄRM- LANDS LÄN | ÖRE- BRO LÄN | VÄST- MAN- LANDS LÄN | KOP- PAR- BERGS LÄN | GÄVLE- BORGS LÄN | VÄSTER- NORR- LANDS LÄN | JÄMT- LANDS LÄN | VÄSTER- BOT- TENS LÄN | NORR- BOT- TENS LÄN | UT- LÄN- DET | SAMT- LIGA |
|----------------------|----------------------|----------------------------------|-----------------------|------------------------|-----------------------|--------------------|-------------------------------|------------------------------|------------------------|----------------------------------|-----------------------|--------------------------------|------------------------------|--------------------|---------------|
| 1 | 2 | 5 | 6 | 2 | 1 | 5 | 1 | 3 | 5 | 7 | 6 | 17 | 176 | 38 | 310 |
| 1 | | 4 | 2 | 6 | | 9 | 9 | 3 | 3 | 2 | 6 | 34 | 396 | 22 | 548 |
| | 2 | 1 | 4 | -4 | 1 | -4 | -8 | | 2 | 5 | | -17 | -220 | 16 | -238 |
| 14 | 5 | 30 | 23 | 10 | 7 | 10 | 10 | 27 | 12 | 22 | 9 | 49 | 360 | 45 | 803 |
| 19 | 3 | 28 | 15 | 5 | 4 | 13 | 15 | 19 | 11 | 18 | 16 | 117 | 511 | 29 | 1074 |
| -5 | 2 | 2 | 8 | 4 | 3 | -3 | -5 | 8 | 1 | 4 | -7 | -68 | -151 | 16 | -271 |
| 1 | 1 | 10 | 6 | 12 | | | 4 | | 12 | 7 | | 23 | 267 | 1 | 430 |
| 5 | 1 | 6 | 1 | 1 | | 1 | 3 | 1 | | 10 | 9 | 27 | 164 | 5 | 274 |
| -4 | | 4 | 6 | 11 | | -1 | 1 | -1 | 12 | -3 | -9 | -4 | 103 | -4 | 156 |
| 64 | 40 | 125 | 93 | 44 | 24 | 32 | 167 | 71 | 66 | 187 | 20 | 385 | 1572 | 253 | 4315 |
| 42 | 6 | 73 | 12 | 14 | 28 | 18 | 48 | 64 | 56 | 110 | 25 | 267 | 1353 | 132 | 2888 |
| 22 | 34 | 52 | 81 | 30 | -4 | 14 | 119 | 7 | 10 | 77 | -5 | 118 | 219 | 121 | 1427 |
| 26 | 10 | 30 | 14 | 5 | 18 | 31 | 22 | 17 | 11 | 50 | 12 | 149 | 750 | 37 | 1499 |
| 12 | 1 | 20 | 5 | 6 | 14 | 19 | 26 | 14 | 12 | 44 | 6 | 132 | 409 | 24 | 921 |
| 14 | 9 | 10 | 9 | -1 | 4 | 12 | -4 | 3 | -1 | 6 | 6 | 17 | 341 | 13 | 578 |
| 21 | 6 | 28 | 14 | 7 | 8 | 2 | 8 | 22 | 20 | 30 | 9 | 104 | 668 | 15 | 1277 |
| 18 | 2 | 46 | 8 | 20 | 20 | 15 | 10 | 15 | 7 | 22 | 9 | 81 | 517 | 13 | 1086 |
| 3 | 4 | -18 | 6 | -13 | -12 | -13 | -2 | 7 | 13 | 8 | | 23 | 151 | 2 | 191 |
| 6 | | 16 | 23 | 10 | | 10 | 12 | 5 | 7 | 11 | 9 | 23 | 155 | 273 | 646 |
| 6 | 2 | 6 | 10 | 3 | 1 | 2 | 13 | 9 | 8 | 13 | | 21 | 272 | 96 | 577 |
| | -2 | 10 | 13 | 7 | -1 | 8 | -1 | -4 | -1 | -2 | 9 | 2 | -117 | 177 | 69 |
| 27 | 21 | 31 | 19 | 12 | 22 | 14 | 18 | 13 | 10 | 28 | 12 | 61 | 442 | 277 | 1229 |
| 33 | 6 | 33 | 19 | 18 | 13 | 17 | 34 | 62 | 31 | 35 | 15 | 90 | 572 | 172 | 1385 |
| -6 | 15 | -2 | | -6 | 9 | -3 | -16 | -49 | -21 | -7 | -3 | -29 | -130 | 105 | -156 |

Tabell 2 Inrikes omflyttning mellan kommuner samt immigranter, emigranter och överförda från och till obefintligregistret kommunvis 1975

Internal migration between communes and immigrants, emigrants and persons transferred from and to the »residence unknown» register by commune 1975

| INFLYTT. TILL | UTFLYTTADE FRÅN | | | | | | | | | | | | | | | | | |
|------------------|-----------------|------|------|------|------|------|------|------|------|------|------|------|------|------|------|------|------|------|
| | 0114 | 0115 | 0120 | 0123 | 0125 | 0126 | 0127 | 0136 | 0138 | 0139 | 0160 | 0162 | 0163 | 0180 | 0181 | 0182 | 0183 | 0184 |
| 0114 | | 72 | 18 | 102 | 5 | 59 | 76 | 43 | 21 | 30 | 50 | 16 | 275 | 641 | 48 | 44 | 74 | 111 |
| 0115 | 46 | | 1 | 21 | 1 | 25 | 47 | 26 | 9 | 1 | 175 | 38 | 29 | 277 | 5 | 25 | 27 | 50 |
| 0120 | 11 | | | 17 | | 26 | 63 | 59 | 28 | 5 | 7 | 4 | 13 | 507 | 6 | 255 | 9 | 24 |
| 0123 | 59 | 9 | 5 | | 25 | 60 | 110 | 53 | 21 | 114 | 32 | 18 | 94 | 1380 | 31 | 40 | 173 | 177 |
| 0125 | 13 | 5 | | 35 | | 15 | 35 | 34 | 21 | 2 | 24 | 5 | 10 | 546 | 19 | 10 | 35 | 69 |
| 0126 | 29 | 3 | 28 | 57 | 28 | | 893 | 359 | 84 | 11 | 35 | 16 | 41 | 2923 | 161 | 184 | 37 | 125 |
| 0127 | 34 | 29 | 31 | 75 | 22 | 963 | | 254 | 125 | 20 | 70 | 13 | 57 | 4058 | 600 | 260 | 58 | 151 |
| 0136 | 14 | 6 | 16 | 43 | 15 | 348 | 222 | | 272 | 9 | 34 | 5 | 26 | 1477 | 64 | 131 | 31 | 40 |
| 0138 | 10 | | 16 | 6 | 4 | 105 | 110 | 216 | | 5 | 10 | 8 | 12 | 1054 | 26 | 192 | 14 | 34 |
| 0139 | 15 | 1 | | 373 | 15 | 29 | 48 | 29 | 10 | | 14 | 7 | 31 | 490 | 12 | 26 | 93 | 91 |
| 0160 | 45 | 152 | 5 | 50 | 34 | 77 | 93 | 58 | 3 | 4 | | 306 | 150 | 1174 | 9 | 49 | 69 | 218 |
| 0162 | 6 | 32 | 2 | 39 | 4 | 29 | 21 | 22 | 7 | 17 | 158 | | 67 | 670 | 5 | 33 | 14 | 90 |
| 0163 | 168 | 54 | 26 | 102 | 6 | 82 | 113 | 72 | 23 | 54 | 119 | 180 | | 1217 | 13 | 44 | 89 | 289 |
| 0180 | 398 | 171 | 252 | 1512 | 404 | 2380 | 2684 | 1456 | 744 | 321 | 802 | 591 | 1102 | | 553 | 1646 | 1252 | 2570 |
| 0181 | 14 | 4 | 36 | 30 | 6 | 110 | 389 | 74 | 18 | 2 | 25 | 16 | 13 | 448 | | 54 | 24 | 49 |
| 0182 | 13 | 12 | 192 | 33 | 9 | 154 | 162 | 155 | 147 | 7 | 41 | 24 | 39 | 2311 | 39 | | 61 | 100 |
| 0183 | 16 | 9 | 1 | 103 | 13 | 33 | 45 | 49 | 5 | 26 | 34 | 21 | 42 | 923 | 13 | 30 | | 370 |
| 0184 | 46 | 19 | 7 | 107 | 10 | 82 | 134 | 50 | 29 | 15 | 92 | 78 | 107 | 2237 | 28 | 66 | 312 | |
| 0186 | 14 | 6 | 13 | 32 | 7 | 54 | 76 | 30 | 34 | 2 | 47 | 47 | 54 | 1270 | 23 | 67 | 23 | 86 |
| 0187 | 87 | 32 | 14 | 55 | 7 | 74 | 108 | 60 | 64 | 15 | 270 | 91 | 99 | 747 | 26 | 90 | 77 | 145 |
| 0188 | 13 | 31 | 3 | 44 | 4 | 28 | 57 | 27 | 13 | 33 | 43 | 22 | 41 | 361 | 28 | 46 | 26 | 33 |
| 0191 | 94 | 6 | 7 | 25 | 5 | 22 | 48 | 12 | 5 | 23 | 14 | 15 | 74 | 276 | 12 | 23 | 32 | 33 |
| 0192 | | 12 | 3 | 12 | 6 | 61 | 103 | 152 | 10 | 8 | 3 | 3 | 3 | 219 | 74 | 15 | 5 | 22 |
| 0305 | 27 | 12 | | 224 | 2 | 41 | 46 | 27 | 10 | 110 | 24 | 2 | 36 | 196 | 6 | 21 | 41 | 32 |
| 0319 | | | 3 | 5 | | 1 | | 1 | | | | 1 | | 4 | 7 | 2 | 3 | 2 |
| 0360 | 7 | 4 | | 14 | | 3 | 16 | 8 | 8 | 3 | 8 | 1 | 2 | 27 | 14 | 11 | 4 | 7 |
| 0380 | 28 | 27 | 4 | 65 | 4 | 45 | 43 | 41 | 15 | 21 | 48 | 32 | 76 | 558 | 56 | 35 | 33 | 85 |
| 0381 | 16 | | | 20 | 6 | 20 | 11 | 10 | 11 | 29 | 6 | 2 | 4 | 83 | 34 | 5 | 4 | 22 |
| 0382 | 14 | 4 | 6 | 2 | | 28 | 8 | 21 | 6 | 2 | 13 | 2 | 4 | 61 | 8 | 5 | 5 | 15 |
| 0428 | 1 | | | | | 3 | 5 | 1 | 4 | 1 | | 1 | 2 | 30 | 7 | 6 | 1 | 2 |
| 0480 | 5 | | 18 | 19 | 7 | 68 | 108 | 50 | 16 | 11 | 16 | 6 | 18 | 293 | 552 | 18 | 18 | 19 |
| 0481 | | | | 4 | | 6 | 1 | 8 | | | | 1 | | 23 | 14 | 3 | | 4 |
| 0482 | | | 4 | 2 | 5 | 7 | 22 | 16 | 8 | 6 | 1 | 1 | 1 | 50 | 28 | 3 | 2 | 5 |
| 0483 | 2 | 1 | 10 | 11 | | 12 | 27 | 3 | 10 | 4 | | | 2 | 100 | 17 | 8 | 1 | 6 |
| 0484 | 12 | 1 | 7 | 29 | 10 | 23 | 47 | 15 | 3 | 13 | 10 | 10 | 7 | 184 | 86 | 20 | 13 | 14 |
| 0486 | 5 | 6 | 1 | 15 | 17 | 28 | 33 | 6 | 16 | 1 | 14 | | 11 | 178 | 215 | 5 | 3 | 5 |
| 0509 | 2 | | | | | 2 | 5 | 3 | 5 | | | | 4 | 6 | 5 | | 2 | |
| 0512 | | | | | | | | | | | 2 | | | 3 | | | | |
| 0513 | | 5 | | 4 | | | 3 | 4 | | | 2 | | 1 | 10 | | 2 | | |
| 0560 | | | | | | | | | | | 5 | | | 5 | | | | 1 |
| 0561 | 3 | | | | | | | | | | 3 | | | 11 | 6 | 2 | | 3 |
| 0562 | 8 | | 1 | 6 | | 2 | 2 | 11 | 2 | | | | 6 | 39 | 9 | 9 | 4 | 6 |
| 0563 | | | | 4 | | 5 | 6 | 9 | | | | 2 | 2 | 18 | | | | |
| 0580 | 23 | 26 | 8 | 61 | 7 | 29 | 63 | 20 | 20 | 4 | 52 | 23 | 41 | 333 | 44 | 29 | 12 | 49 |
| 0581 | 61 | 6 | 12 | 57 | 14 | 29 | 69 | 52 | 32 | 8 | 23 | 8 | 49 | 493 | 75 | 47 | 18 | 49 |
| 0582 | | | | | | 2 | | | 4 | 3 | 2 | | 13 | 14 | | 4 | 4 | 3 |
| 0583 | 1 | 2 | 1 | 8 | 8 | 9 | 11 | 4 | 2 | 9 | 2 | 5 | 6 | 75 | 21 | 4 | 2 | 9 |
| 0586 | | | | 8 | | 7 | | 1 | 2 | 4 | | | 1 | 20 | 9 | 4 | 2 | 5 |
| 0604 | | | | 4 | | | 1 | 2 | 1 | | 4 | | | 11 | | | | |
| 0617 | | 4 | | 1 | | | | | 4 | 1 | | | | 5 | 2 | | | |
| 0662 | | | 6 | 1 | | 2 | | | | 1 | | 1 | 3 | 32 | 6 | | 1 | 1 |
| 0665 | | | | 3 | 3 | | | | | | | | | 7 | | | | 2 |
| 0680 | 20 | 4 | 1 | 63 | 8 | 23 | 13 | 14 | | 3 | 46 | 13 | 22 | 253 | 57 | 30 | 9 | 68 |
| 0682 | 1 | | | | 4 | 4 | 4 | 2 | | 1 | 1 | | | 24 | 7 | 2 | 4 | |
| 0683 | | | | 1 | | 5 | | | | 1 | 1 | 3 | | 30 | 14 | 5 | | 1 |
| 0684 | | | | 3 | 3 | | 1 | 4 | | | | | | 9 | | 4 | | 1 |
| 0685 | | | | 3 | 3 | | 6 | | | 1 | 2 | 2 | 2 | 39 | 14 | 2 | 6 | |
| 0686 | | 1 | | 1 | | 4 | | 2 | | 2 | 1 | 1 | | 24 | 4 | | 3 | |
| 0687 | | | | | | 5 | | | 2 | 1 | 4 | 1 | | 27 | 1 | 3 | | |
| 0760 | | | | | | 1 | 10 | | 1 | | 4 | | 1 | 12 | 3 | 1 | | |

| INFLYTT. TILL | UTFLYTTADE FRÅN | | | | | | | | | | | | | | | | | |
|------------------|-----------------|------|------|------|------|------|------|------|------|------|------|------|------|------|------|------|------|------|
| | 0114 | 0115 | 0120 | 0123 | 0125 | 0126 | 0127 | 0136 | 0138 | 0139 | 0160 | 0162 | 0163 | 0180 | 0181 | 0182 | 0183 | 0184 |
| 0761 | 1 | | 3 | 5 | 3 | | | 5 | 1 | | 4 | | 5 | 5 | | | | |
| 0763 | | | | | | | 2 | | 2 | | | | | 11 | | 1 | | 1 |
| 0764 | | | 2 | 1 | | | 1 | | | | | | | 12 | | 2 | | 3 |
| 0765 | | | | 4 | | | 4 | 4 | | | 5 | | | 21 | 1 | | | 3 |
| 0767 | | | | | | | 1 | 4 | 3 | | | | 4 | 14 | 4 | | | |
| 0780 | 5 | | 3 | 31 | 4 | 10 | 6 | 14 | 3 | 8 | 5 | 10 | 5 | 75 | 18 | 7 | 5 | 3 |
| 0781 | | | | 7 | | 4 | 4 | 3 | 1 | 3 | 5 | 1 | | 30 | | 4 | | 5 |
| 0821 | 1 | | | | | 1 | | | | 2 | | | | 16 | | 3 | | |
| 0834 | 4 | 3 | | | | | 4 | | | | 3 | | | 7 | 10 | | | 1 |
| 0840 | 10 | | | 4 | | 2 | 2 | 4 | | | 3 | | | 23 | | 3 | | 1 |
| 0860 | 7 | | | 6 | | 1 | 15 | | 4 | | | | | 19 | 12 | 4 | | |
| 0861 | | | 1 | 1 | | | 1 | | | 1 | 2 | | | 12 | 4 | 3 | | 5 |
| 0862 | 4 | | | | | | | 12 | | | | | 1 | 11 | 1 | 6 | 2 | 3 |
| 0880 | | | 6 | 5 | 4 | 14 | 17 | 2 | 3 | | 8 | | 15 | 99 | 15 | 10 | 6 | 6 |
| 0881 | | 1 | 1 | 1 | | | 1 | | 1 | | | | | 7 | 9 | | 1 | |
| 0882 | | | 1 | 1 | | 5 | 9 | 11 | 1 | | 4 | 1 | | 29 | 18 | 6 | 1 | |
| 0883 | 16 | 1 | 4 | 5 | 5 | 7 | 7 | 8 | 11 | | 4 | 3 | 1 | 74 | 21 | 4 | 1 | 9 |
| 0884 | 2 | | | | | 1 | 12 | 5 | 5 | | | | | 21 | 6 | | 2 | |
| 0885 | 3 | 1 | 1 | | | 6 | 3 | 1 | 6 | | 3 | | 2 | 26 | 2 | 1 | 3 | 1 |
| 0980 | 7 | 11 | 6 | 13 | 14 | 17 | 28 | 31 | 6 | 1 | 26 | 15 | 16 | 198 | 45 | 22 | 10 | 25 |
| 1060 | | | | 1 | | | | | | | 1 | 1 | | 15 | | | | |
| 1080 | 4 | 7 | | 7 | 2 | 13 | 18 | 34 | 3 | | 8 | 2 | 6 | 71 | 18 | 9 | 1 | 7 |
| 1081 | | | | 6 | | 3 | 8 | 1 | 3 | 3 | 2 | | | 26 | 8 | | 1 | 1 |
| 1082 | | | | 2 | | 6 | 13 | | 1 | 1 | | | | 16 | | | 1 | |
| 1083 | 3 | | | 5 | | | 3 | | | | 1 | | | 8 | | 2 | | |
| 1121 | | | | | | | | 7 | | | 1 | | 2 | 8 | 1 | 4 | | |
| 1137 | 4 | | | | | | | | | | | 2 | | 10 | | | 2 | |
| 1160 | | | | | | | | | 1 | | | | | 20 | | 4 | | |
| 1162 | | | | | | | | 3 | | | | | | 5 | 1 | | | 1 |
| 1163 | | | | | | | 1 | 1 | | | | | 3 | 3 | | 3 | | |
| 1165 | | | | | | 4 | | 4 | | | | 4 | | 6 | 3 | | 1 | |
| 1166 | | | | | | 1 | | | | | | | 4 | 18 | 5 | | | |
| 1167 | | | | 1 | | | | 4 | | | | | | 2 | 3 | | | |
| 1168 | | | | | | 2 | 2 | | 3 | | 2 | 4 | | 25 | | 5 | 2 | 5 |
| 1180 | | | 2 | 5 | | 14 | 7 | 17 | 5 | 2 | 13 | 1 | 19 | 70 | 18 | 3 | 2 | 4 |
| 1181 | 6 | | | 2 | 2 | | 12 | 7 | | | 4 | 1 | 4 | 32 | | 7 | | 1 |
| 1182 | | 1 | 1 | 9 | | 4 | 7 | | 3 | | 8 | 1 | 7 | 44 | 3 | 4 | | 7 |
| 1183 | 1 | | | 11 | | 7 | 7 | 5 | | | 1 | 7 | 1 | 19 | 4 | | | 8 |
| 1214 | | | | | | 4 | | | | | | | | 3 | 4 | | 1 | 3 |
| 1229 | | | | | | | | | 3 | 4 | 3 | | | 9 | | | | |
| 1230 | | 2 | | 4 | | | 6 | | 6 | | 2 | | 11 | 35 | 6 | 7 | 1 | |
| 1231 | | | | 2 | | 4 | 7 | | | 3 | 8 | 1 | | 8 | | | | 2 |
| 1233 | | | | 5 | 4 | 2 | 5 | 5 | 1 | | 4 | 4 | 2 | 32 | | 3 | | |
| 1260 | 3 | | | 2 | | 1 | | | | | | | | 14 | 1 | | | |
| 1261 | 6 | 2 | | 4 | | 1 | 7 | | | | | | | 7 | | 4 | | 1 |
| 1262 | | 4 | 1 | 4 | 2 | | | 5 | | | 4 | 3 | 4 | 36 | | 6 | | 3 |
| 1263 | | | | 4 | | | | | | | | | | 5 | | | | |
| 1264 | 3 | | | 7 | 1 | | | 6 | | | | | | 12 | | | | 1 |
| 1265 | 8 | | | | | | | | | | | | 1 | 10 | | | 1 | |
| 1266 | | | | | | 3 | 2 | 2 | | | | | | 18 | 3 | | | 6 |
| 1267 | | | | | | | 7 | | 3 | | 2 | | 4 | 15 | 4 | | | |
| 1280 | 12 | 7 | 1 | 21 | 3 | 31 | 39 | 36 | 6 | 9 | 27 | 17 | 26 | 405 | 43 | 25 | 24 | 55 |
| 1281 | 8 | 7 | | 6 | 3 | 5 | 7 | 9 | 5 | 1 | 14 | 6 | 6 | 165 | 20 | 12 | 7 | 19 |
| 1282 | | | | 1 | | 5 | 10 | 5 | | | 1 | 3 | 5 | 37 | 12 | 4 | 1 | 4 |
| 1283 | 5 | | | 2 | 4 | 5 | 13 | 13 | 11 | 3 | 10 | 6 | 6 | 101 | 9 | 10 | 7 | 12 |
| 1284 | 2 | | | 7 | | 8 | 2 | 4 | | 3 | 3 | | 2 | 38 | 8 | | 1 | 3 |
| 1285 | | | | 2 | | 6 | 7 | | | 4 | 1 | | | 24 | 6 | | | 8 |
| 1286 | 1 | | | 9 | | 5 | | 4 | 1 | | 9 | | | 33 | | | 6 | 1 |
| 1287 | 4 | | | | 6 | 5 | 1 | 1 | 2 | | | | | 24 | 4 | | | 4 |
| 1315 | | | | | 2 | 2 | 1 | 1 | | | | | | 1 | 13 | | 1 | |

Tabell 2 (forts) Inrikes omflyttning mellan kommuner samt immigranter, emigranter och överförda från och till obefintlig-registret kommunvis 1975

| INFLYTT. TILL | UTFLYTTADE FRÅN | | | | | | | | | | | | | | | | | |
|------------------|-----------------|------|------|------|------|------|------|------|------|------|------|------|------|------|------|------|------|------|
| | 0114 | 0115 | 0120 | 0123 | 0125 | 0126 | 0127 | 0136 | 0138 | 0139 | 0160 | 0162 | 0163 | 0180 | 0181 | 0182 | 0183 | 0184 |
| 1380 | | 5 | | 14 | | 22 | 26 | 5 | 3 | 2 | 7 | 6 | 6 | 76 | 23 | 5 | 2 | 7 |
| 1381 | 10 | | | 6 | 1 | | 3 | | 2 | 5 | | 1 | | 4 | 1 | 2 | | 4 |
| 1382 | | | | | | | 11 | | | | | | 3 | 29 | 6 | 12 | 2 | |
| 1383 | 4 | 4 | 1 | 2 | | 4 | | 6 | | | 3 | 2 | | 29 | 6 | 5 | 2 | 11 |
| 1384 | | | 3 | 9 | 10 | 4 | | 2 | 1 | | | 1 | 4 | 17 | 5 | 8 | | 4 |
| 1401 | | | | 3 | | 2 | 4 | | | | | 1 | | 4 | 1 | 4 | | 1 |
| 1402 | | 2 | 4 | 5 | | 13 | 10 | 1 | 1 | | 1 | | 3 | 16 | 2 | | | 5 |
| 1407 | | 2 | | | | 1 | | 3 | | | | | | 1 | 1 | | | |
| 1415 | | | | 1 | | | | | | | | | 3 | 8 | | 6 | 1 | 1 |
| 1419 | | | | | | | | | | | | | 4 | 6 | | | | 2 |
| 1421 | | | | | | | | | | | | | | 6 | | | 2 | |
| 1427 | | | | | | | 1 | | | | | | | 7 | 2 | | 3 | |
| 1430 | | | | | | | | | | | | | | 2 | 3 | | | 1 |
| 1435 | | | | | | | | 1 | | | | 1 | | 11 | 1 | | 1 | |
| 1480 | 21 | 8 | 1 | 35 | 3 | 43 | 54 | 44 | 27 | 22 | 34 | 32 | 51 | 570 | 77 | 66 | 24 | 55 |
| 1481 | | 4 | | | | | | | | | 1 | 4 | 11 | 26 | 10 | 2 | | 4 |
| 1482 | | | | 1 | | 3 | 3 | | | | 4 | 2 | 6 | 18 | 5 | | | 3 |
| 1484 | | | | 1 | | 5 | | 2 | | | | 2 | | 21 | 2 | 6 | | |
| 1485 | 3 | | 1 | 9 | 1 | 1 | 3 | | | | 8 | | 6 | 33 | 7 | | | 9 |
| 1486 | | | | | | | 1 | | 5 | | 1 | | | 16 | | 6 | | |
| 1504 | | | | | | | | | | | | | 1 | 1 | | | 2 | |
| 1507 | | | | | | | | | | | | | | 1 | | | | |
| 1521 | | | | 7 | | 1 | 4 | 1 | | 4 | 3 | | 1 | 5 | 3 | | | |
| 1524 | | | | 5 | 3 | 4 | 4 | 10 | | | 4 | | | 12 | 5 | | | 4 |
| 1527 | | | | 4 | | | | | | | | | 2 | 3 | | | 2 | |
| 1552 | | | | 2 | | | | 2 | | | | | | 4 | 9 | | | |
| 1560 | | | | 1 | | 1 | | 1 | 1 | | 2 | | | 10 | | | 2 | 1 |
| 1561 | | | | | | | | | | | | 1 | | 9 | | | | |
| 1562 | | | | | | 1 | | 1 | | | | | | 7 | | | | |
| 1563 | | | | 1 | | | 3 | 4 | | | | | | 19 | | | 2 | |
| 1565 | 3 | | | | | | | | | | | | | 4 | | | | |
| 1566 | 8 | | | | | 5 | | | | | | | 1 | 5 | | | | |
| 1580 | | | | | 10 | 4 | 3 | | 8 | | | | 6 | 18 | 18 | | | 11 |
| 1581 | | 3 | 3 | 7 | | 4 | 2 | | 2 | | 4 | 2 | 2 | 28 | 13 | 9 | 2 | 1 |
| 1582 | | | | 10 | | 1 | | | | | 1 | 1 | 2 | 11 | | 1 | 1 | 4 |
| 1583 | 8 | 4 | 1 | 9 | 3 | 18 | 12 | 3 | 2 | 6 | 1 | 2 | 5 | 85 | 28 | 13 | 7 | 4 |
| 1584 | | | | | | 2 | | 7 | | | | | 2 | 23 | | 1 | | |
| 1585 | 2 | 4 | | 1 | | 11 | 1 | 13 | | | | | | 18 | | 5 | 2 | 5 |
| 1602 | | | | | | 1 | | | | | | | 8 | | | | | |
| 1622 | 2 | | | 1 | 1 | | | | | | | | 4 | 5 | 2 | | | |
| 1623 | | | | | | | 6 | 4 | 5 | | 7 | | 1 | 3 | | | 1 | 1 |
| 1637 | | 1 | | 1 | | | | 6 | | | | | | 8 | | 6 | 1 | |
| 1643 | | | | | | | | 1 | | | | | | 5 | 4 | 3 | | |
| 1660 | | | | | 2 | 1 | | | | | | | | 12 | | | | |
| 1661 | | | | | 2 | | | 5 | | | | | 3 | 8 | | 1 | 1 | |
| 1662 | 3 | | | | | | 7 | | | | | 3 | | 8 | | 2 | | |
| 1663 | | 1 | | | | 5 | 1 | | | | | 3 | | 11 | 2 | | | 3 |
| 1680 | | 1 | 1 | 3 | | 1 | 4 | 3 | 6 | 3 | | | | 13 | 10 | 1 | 1 | 1 |
| 1681 | 6 | | 1 | | 1 | 3 | 5 | 2 | 2 | | | | | 32 | 1 | 3 | | |
| 1682 | | | | 3 | 4 | | | 4 | | | 1 | | | 13 | 3 | 2 | 2 | 4 |
| 1683 | | | 6 | 11 | | 4 | 8 | 1 | 1 | | 2 | 2 | 4 | 63 | 2 | 1 | | 3 |
| 1684 | | | | 2 | | 1 | 8 | | | | | | | 1 | | 3 | 3 | 2 |
| 1685 | | | | 4 | | | | | | | 1 | | | 10 | 8 | | | |
| 1686 | 3 | 3 | | 4 | | 4 | 4 | | | | 1 | 1 | | 13 | 8 | | 2 | |
| 1715 | | | 4 | 4 | | 5 | 1 | 4 | | 1 | | | | 8 | 7 | 3 | | 1 |
| 1730 | | | | 2 | 1 | 4 | | | | | | | | 9 | 7 | 1 | | |
| 1737 | 1 | | | 1 | | 2 | 8 | 2 | | 2 | | 4 | | 13 | 1 | 2 | 5 | 2 |
| 1760 | | | | | | | | | 2 | | | | | 8 | 1 | | | 2 |
| 1761 | 4 | | | 8 | | 2 | | | | | 5 | | | 8 | | | | 3 |
| 1762 | 6 | | | | | | 4 | | | | | | | 9 | | | | |

| INFLYTT. TILL | UTFLYTTADE FRÅN | | | | 0123 | 0125 | 0126 | 0127 | 0136 | 0138 | 0139 | 0160 | 0162 | 0163 | 0180 | 0181 | 0182 | 0183 | 0184 |
|------------------|-----------------|------|------|-----|------|------|------|------|------|------|------|------|------|------|------|------|------|------|------|
| | 0114 | 0115 | 0120 | | | | | | | | | | | | | | | | |
| 1763 | | | | | | 4 | | 7 | | | | 1 | | 19 | 7 | | 1 | 4 | |
| 1764 | | | | | | 2 | | | | | | | 3 | 8 | 2 | 1 | | 4 | |
| 1765 | | | | 1 | | 2 | | 2 | | | | 1 | | 14 | | 1 | 1 | | |
| 1766 | | | 1 | 3 | | 3 | 4 | 5 | | | 2 | | | 18 | 8 | 2 | | 1 | |
| 1780 | 12 | | 2 | 24 | | 17 | 33 | 28 | 20 | | 7 | 9 | 17 | 165 | 24 | 16 | 3 | 28 | |
| 1781 | 1 | | 2 | 1 | | | 9 | 3 | | 1 | | 3 | 6 | 39 | 16 | 1 | 3 | 4 | |
| 1782 | | 5 | 1 | | | 6 | 1 | | | | 1 | | 5 | 17 | 6 | | | 3 | |
| 1783 | | | 1 | 1 | | 12 | | | | | 3 | | 1 | 35 | | 3 | 1 | 1 | |
| 1784 | | | | 2 | 4 | 2 | 9 | 4 | | | | 2 | 4 | 29 | 15 | 8 | | 4 | |
| 1785 | | | | | | 2 | 2 | 6 | | | | 1 | 3 | 14 | 3 | 4 | | 3 | |
| 1860 | | | | | | 3 | 4 | | 1 | | 1 | 2 | 2 | 5 | 2 | | 4 | | |
| 1861 | 3 | 1 | | 1 | | 2 | | 5 | | | | | | 15 | 3 | 1 | 2 | | |
| 1862 | | | | | | | | 1 | 4 | | | | 3 | 2 | 3 | 1 | | | |
| 1863 | | | | 1 | | 3 | | | | | | | | 11 | 1 | | | 3 | |
| 1864 | | | | | | 12 | | | | 4 | | | 1 | 20 | 4 | | | | |
| 1880 | 7 | 2 | 3 | 28 | 1 | 32 | 78 | 31 | 7 | 7 | 21 | 9 | 17 | 199 | 45 | 19 | 6 | 24 | |
| 1881 | | | | 1 | | | 4 | | 1 | | | | | 11 | 7 | | | 2 | |
| 1882 | | 1 | | 2 | | | 1 | 5 | | 5 | | | | 17 | 3 | | | 1 | |
| 1883 | 4 | 1 | 2 | 4 | | 8 | 8 | 11 | 7 | | 6 | | 1 | 46 | 10 | 4 | 2 | 9 | |
| 1884 | 1 | | | 2 | | 5 | 11 | | | 2 | | | 1 | 13 | 3 | 6 | | | |
| 1885 | | | | 7 | | 8 | | 8 | | | 7 | 2 | | 28 | 9 | 1 | 2 | 2 | |
| 1904 | | | 1 | 4 | | 3 | | 2 | 3 | | | | | 23 | | | 6 | | |
| 1907 | 2 | | 6 | | 1 | | | | | 3 | | 2 | | 10 | 9 | | | | |
| 1917 | 2 | 6 | | 2 | | 11 | 14 | | 2 | | | | 1 | 24 | 5 | 3 | 5 | 2 | |
| 1960 | 3 | | | | | | 1 | | | | | | 1 | 16 | | 1 | | 1 | |
| 1961 | | | | 2 | | | 8 | | | 2 | | | | 24 | 4 | 2 | | 3 | |
| 1962 | 5 | | | 1 | | 1 | 1 | | | 2 | 1 | 1 | 2 | 16 | | | 1 | | |
| 1980 | 28 | 8 | 1 | 21 | 6 | 30 | 30 | 12 | 12 | 13 | 25 | 15 | 12 | 231 | 93 | 24 | 7 | 30 | |
| 1981 | | 5 | 5 | 5 | | 6 | 4 | 9 | 2 | 2 | 5 | | 5 | 53 | 6 | 8 | 9 | 6 | |
| 1982 | | | | 3 | | 5 | 4 | 5 | 1 | | | 2 | 2 | 25 | | | 3 | 1 | |
| 1983 | 3 | | | 9 | 1 | 7 | 1 | 5 | 2 | | 1 | | | 29 | 14 | 1 | 5 | 2 | |
| 1984 | 2 | | | 1 | | | 10 | 3 | | 2 | 1 | | 4 | 27 | 18 | 2 | | 3 | |
| 2021 | | | | 3 | | | 5 | 2 | | 1 | 4 | | | 22 | 5 | 5 | 5 | 1 | |
| 2023 | | | | | | 3 | 1 | 8 | 3 | 1 | | | | 22 | 13 | 3 | 3 | 2 | |
| 2026 | | | 6 | | 1 | 5 | 1 | 3 | | | 7 | | 3 | 28 | 4 | 6 | | 1 | |
| 2029 | 11 | | | 17 | | 2 | 10 | | 3 | 2 | 4 | 2 | 4 | 97 | 6 | 4 | 2 | 16 | |
| 2031 | 1 | | | 10 | | 5 | 12 | 9 | | 3 | 4 | | 12 | 96 | 1 | 8 | 7 | 10 | |
| 2034 | 4 | | | 5 | | 4 | 9 | 1 | 6 | | | 1 | | 22 | 1 | | 4 | 2 | |
| 2039 | | | | 6 | | 2 | | 2 | 5 | | | | 1 | 11 | 1 | | | 1 | |
| 2061 | | | 5 | 4 | 1 | | 1 | 1 | | | 2 | | 5 | 26 | 2 | 4 | 3 | | |
| 2062 | 6 | 2 | 3 | 5 | | 4 | 8 | 12 | | 1 | 5 | 3 | 8 | 77 | 11 | 2 | 4 | 15 | |
| 2080 | 27 | 10 | | 31 | 7 | 16 | 39 | 33 | 9 | 8 | 23 | 6 | 29 | 154 | 54 | 5 | 4 | 25 | |
| 2081 | 12 | | 1 | 16 | | 7 | 22 | 20 | 8 | 8 | 13 | 2 | 5 | 98 | 27 | 18 | 13 | 9 | |
| 2082 | 1 | | | | | 4 | 2 | 11 | 7 | 7 | 5 | | | 16 | 6 | | 3 | 1 | |
| 2083 | 3 | 2 | | 5 | | 5 | 3 | 8 | 1 | | 1 | 4 | | 27 | 13 | 1 | 3 | 6 | |
| 2084 | 7 | 12 | | 3 | 2 | | 9 | 11 | | 5 | | 1 | 6 | 69 | 8 | | 2 | 4 | |
| 2085 | 11 | | 3 | 13 | 2 | 18 | 24 | 15 | | 6 | 2 | | 8 | 80 | 23 | 16 | 2 | 3 | |
| 2101 | | | | 3 | | 1 | 1 | 1 | | | | | | 6 | 2 | 2 | 5 | 6 | |
| 2104 | | | | 4 | | 1 | 7 | 2 | 1 | 7 | 3 | 2 | 8 | 23 | 2 | 2 | | | |
| 2121 | 3 | | | 6 | | 4 | 11 | 2 | 2 | | | | 5 | 12 | | 7 | | | |
| 2132 | 2 | 3 | | 4 | | 1 | 2 | 7 | | 5 | | 3 | | 40 | 3 | 5 | | | |
| 2161 | 7 | 3 | | 5 | 5 | 12 | 13 | 9 | 8 | 1 | 1 | 2 | 3 | 75 | 8 | 5 | 4 | 7 | |
| 2180 | 27 | 3 | 2 | 158 | 5 | 26 | 65 | 58 | 29 | 14 | 27 | 13 | 29 | 597 | 49 | 25 | 26 | 32 | |
| 2181 | 2 | | 4 | 15 | 9 | 8 | 10 | 4 | 4 | 17 | 6 | 4 | 10 | 66 | 20 | 1 | 1 | 7 | |
| 2182 | 8 | 9 | 6 | 9 | 4 | 6 | 14 | 15 | 9 | | 6 | 4 | 14 | 75 | 33 | 10 | 4 | 10 | |
| 2183 | 11 | 5 | 7 | 5 | 5 | 7 | 11 | 9 | 4 | | 4 | 2 | 9 | 78 | 5 | 11 | 5 | 4 | |
| 2184 | 9 | | 4 | 15 | 1 | 5 | 15 | 11 | 12 | | 11 | | 9 | 108 | 29 | 8 | 8 | 11 | |
| 2260 | 6 | | | 3 | 1 | 5 | 11 | 15 | 1 | 2 | | 1 | 3 | 26 | 12 | 1 | 3 | 1 | |
| 2262 | 10 | | 6 | 6 | 1 | 2 | 11 | 3 | | | 4 | 2 | | 45 | 7 | 3 | | 1 | |
| 2280 | 5 | | 1 | 11 | | 11 | 9 | 7 | 4 | | 6 | 9 | | 61 | 10 | 9 | 5 | 3 | |

**Tabell 2 (forts) Inrikes omflyttning mellan kommuner samt immigranter, emigranter och överförda från och till obefintlig-
registret kommunvis 1975**

| INFLYTT. TILL | UTFLYTTADE FRÅN | | | | | | | | | | | | | | | | | | |
|------------------|-----------------|------|------|------|------|------|------|------|------|------|------|------|------|-------|------|------|------|------|--|
| | 0114 | 0115 | 0120 | 0123 | 0125 | 0126 | 0127 | 0136 | 0138 | 0139 | 0160 | 0162 | 0163 | 0180 | 0181 | 0182 | 0183 | 0184 | |
| 2281 | 27 | 15 | 12 | 39 | 3 | 45 | 31 | 70 | 6 | 19 | 18 | 13 | 32 | 254 | 75 | 24 | 18 | 31 | |
| 2282 | | | | 9 | | 10 | 11 | 12 | 2 | 6 | | | 7 | 55 | 18 | 8 | 6 | 3 | |
| 2283 | 12 | | 3 | 5 | | 23 | 10 | 6 | | | 1 | | 4 | 66 | 18 | 1 | 6 | 3 | |
| 2284 | 12 | 7 | 4 | 25 | 1 | 19 | 33 | 9 | 20 | 2 | 8 | 3 | 5 | 91 | 22 | 5 | 2 | 11 | |
| 2303 | 2 | | | 2 | | 3 | 1 | 5 | | 1 | 1 | | 1 | 14 | 3 | 8 | | | |
| 2305 | | | | 3 | 1 | 1 | 2 | 6 | | 1 | | 1 | | 6 | 1 | 1 | 3 | 3 | |
| 2309 | 2 | 3 | 1 | 4 | | | 7 | 15 | 7 | 6 | 4 | | | 12 | 7 | 1 | | 3 | |
| 2313 | 3 | 2 | 11 | 2 | 3 | 10 | 9 | | 5 | 1 | 3 | | 2 | 34 | 19 | 8 | | | |
| 2321 | 1 | 3 | | | 1 | 3 | 4 | 8 | 1 | 5 | 3 | 2 | 9 | 35 | 3 | 1 | 3 | 7 | |
| 2326 | 1 | | 1 | 6 | | 2 | 2 | | | | | | 2 | 13 | | | | 1 | |
| 2361 | 6 | 4 | 2 | 6 | | 1 | 3 | 1 | 1 | 2 | | | 6 | 44 | 14 | 5 | 7 | 4 | |
| 2380 | 14 | | 9 | 29 | 4 | 19 | 19 | 29 | 9 | 6 | 20 | 6 | 6 | 119 | 36 | 11 | 19 | 18 | |
| 2401 | | | | | | 1 | 11 | | | | 4 | | 1 | 9 | 6 | 4 | | 1 | |
| 2404 | | | | | | | 7 | 6 | | | 1 | | | 4 | | 2 | | | |
| 2409 | | | 1 | 2 | | | 4 | | | 4 | | | | 18 | 2 | 3 | | 1 | |
| 2417 | 6 | | | | | 1 | | | | | | 1 | | 6 | 5 | 1 | 1 | | |
| 2421 | 1 | | | 1 | 1 | 3 | 6 | 6 | | | | | | 7 | | 3 | | | |
| 2422 | | | | 1 | | | | 3 | | | | | | 3 | 2 | | | 1 | |
| 2460 | | | | 2 | | | 5 | | 1 | 7 | | | 1 | 7 | | 1 | 1 | | |
| 2462 | 5 | | 1 | | | 1 | 17 | 2 | 2 | | | 4 | 1 | 11 | 1 | 5 | 1 | 2 | |
| 2463 | 5 | | | 5 | 1 | | | 5 | | | | | | 5 | 6 | 2 | | | |
| 2480 | 14 | 6 | 2 | 16 | 7 | 26 | 46 | 25 | 4 | 17 | 18 | 13 | 23 | 215 | 42 | 20 | 4 | 19 | |
| 2481 | 2 | | 1 | 1 | 1 | 7 | 9 | | | | 1 | | | 12 | 7 | 1 | 1 | 1 | |
| 2482 | 4 | 4 | 4 | 29 | | 20 | 38 | 22 | 17 | 1 | 8 | 6 | 5 | 101 | 45 | 14 | 4 | 14 | |
| 2505 | | | | | | 2 | | 5 | | 4 | | | 4 | 10 | | 1 | 1 | 1 | |
| 2506 | 1 | | | 3 | | | 4 | 2 | | | 3 | | | 1 | | | | | |
| 2510 | 6 | | | 1 | 6 | 3 | | 1 | 2 | 6 | | | | 14 | 4 | | 1 | | |
| 2513 | | | | | | | | | | | | 1 | | 8 | 2 | | | | |
| 2514 | 13 | | 3 | 5 | 3 | 2 | 8 | 7 | 3 | 5 | 1 | 1 | | 30 | 8 | | | 2 | |
| 2518 | | | | 3 | | 3 | 4 | 10 | | | | | | 12 | 2 | | 1 | 1 | |
| 2521 | | | | | | | 1 | | 2 | | | | 2 | 13 | 3 | 1 | | 1 | |
| 2523 | 5 | | | 4 | 1 | | 9 | 1 | | | | 4 | 1 | 32 | 16 | 7 | 1 | 5 | |
| 2560 | | | | | | 3 | 4 | | | | 2 | | | 12 | 8 | 1 | 1 | 5 | |
| 2580 | 14 | 1 | 6 | 34 | 5 | 26 | 75 | 29 | 21 | 15 | 40 | 8 | 15 | 225 | 76 | 22 | 5 | 30 | |
| 2581 | 6 | 6 | | 5 | | 6 | 34 | 7 | 4 | 3 | 10 | 4 | 2 | 37 | 33 | 4 | 4 | 2 | |
| 2582 | 8 | 8 | | 5 | | 12 | 10 | 25 | | 13 | 4 | 5 | 9 | 46 | 19 | 9 | 4 | 13 | |
| 2583 | 5 | | 2 | | | 2 | | 6 | | 1 | | | | 11 | 17 | 2 | | 2 | |
| 2584 | 3 | 8 | | 9 | 4 | 3 | 11 | 5 | | 5 | | | | 36 | 10 | 9 | 3 | 2 | |
| OB | | | 11 | 28 | | 7 | 2 | 14 | 1 | | 10 | 10 | | 530 | 27 | 7 | | | |
| UTLANDET | 158 | 66 | 105 | 196 | 34 | 301 | 417 | 197 | 133 | 58 | 240 | 235 | 194 | 2371 | 652 | 377 | 175 | 264 | |
| DÖRAV | | | | | | | | | | | | | | | | | | | |
| DANMARK | 3 | 5 | 1 | 6 | 3 | 14 | 57 | 4 | 2 | 2 | 18 | 21 | 16 | 124 | 11 | 5 | 3 | 13 | |
| FINLAND | 95 | 21 | 81 | 72 | 5 | 122 | 182 | 126 | 58 | 28 | 31 | 6 | 54 | 595 | 372 | 139 | 52 | 50 | |
| NORGE | 8 | 4 | | 12 | | 12 | 16 | 3 | 2 | 8 | 10 | 10 | 10 | 165 | 22 | 12 | 8 | 13 | |
| GREKLAND | | | | 11 | | 10 | 14 | | 1 | | 2 | 1 | 1 | 138 | 22 | 3 | 10 | 5 | |
| JUGOSLAV | 1 | | 1 | 1 | | 3 | 10 | 11 | | 2 | 2 | 1 | 1 | 68 | 16 | 3 | 7 | 3 | |
| POLEN | | | | 1 | | 1 | | | | | | 1 | | 17 | 3 | 3 | 1 | 1 | |
| TYSKLAND | 9 | 18 | | 8 | 9 | 16 | 14 | 5 | 4 | 3 | 17 | 19 | 7 | 151 | 27 | 23 | 18 | 9 | |
| USA | 9 | 3 | | 15 | 10 | 4 | 21 | 2 | 8 | | 42 | 43 | 18 | 157 | 16 | 18 | 12 | 21 | |
| SAMTLIGA | 2178 | 1068 | 1069 | 4866 | 965 | 6537 | 8152 | 5000 | 2475 | 1376 | 3299 | 2240 | 3596 | 39852 | 5634 | 4926 | 3344 | 6443 | |

| INFLYTT. TILL | UTFLYTTADE FRÅN | | | | | | | | | | | | | | | | | | |
|------------------|-----------------|------|------|------|------|------|------|------|------|------|------|------|------|------|------|------|------|------|--|
| | 0186 | 0187 | 0188 | 0191 | 0192 | 0305 | 0319 | 0360 | 0380 | 0381 | 0382 | 0428 | 0480 | 0481 | 0482 | 0483 | 0484 | 0486 | |
| 0114 | 30 | 22 | 39 | 192 | 5 | 20 | 6 | 5 | 63 | 11 | 8 | | 11 | 1 | 6 | 6 | 12 | 9 | |
| 0115 | 22 | 32 | 32 | 32 | 1 | | | 4 | 22 | 1 | | 2 | 2 | | 1 | | 4 | 2 | |
| 0120 | 11 | 4 | 9 | | 6 | 3 | | | 6 | 2 | | | 1 | 3 | 3 | 5 | 16 | | |
| 0123 | 25 | 24 | 15 | 15 | 10 | 39 | 1 | 4 | 44 | 17 | 2 | | 16 | | 11 | 9 | 14 | 2 | |
| 0125 | 10 | 16 | | 11 | | 5 | | | 7 | 6 | 1 | 1 | 13 | | 2 | 1 | 11 | 7 | |
| 0126 | 26 | 25 | 26 | 27 | 35 | 5 | | | 72 | 11 | 2 | | 51 | 10 | 6 | 6 | 22 | 15 | |
| 0127 | 70 | 37 | 22 | 73 | 73 | 8 | | 1 | 49 | 24 | 6 | 3 | 68 | 3 | 40 | 18 | 54 | 46 | |
| 0136 | 43 | 17 | 28 | 20 | 125 | 2 | 1 | 5 | 48 | 2 | 4 | 1 | 20 | 6 | 10 | 3 | 21 | 13 | |
| 0138 | 23 | 12 | 2 | 9 | 9 | 1 | | | 30 | 5 | 6 | | 9 | | | | 10 | 2 | |
| 0139 | 13 | 8 | 4 | 35 | 9 | 64 | | 5 | 33 | 45 | | 1 | 6 | | 1 | | 11 | 5 | |
| 0160 | 77 | 209 | 51 | 21 | 15 | 9 | | 2 | 46 | 6 | 2 | | 7 | 2 | 2 | 8 | 7 | 10 | |
| 0162 | 40 | 45 | 16 | 11 | 1 | 2 | | 1 | 26 | | | 2 | 8 | | 1 | 1 | 7 | | |
| 0163 | 60 | 53 | 25 | 122 | 11 | 21 | 1 | 6 | 86 | 5 | 3 | | 10 | 2 | 9 | 9 | 15 | 7 | |
| 0180 | 826 | 327 | 231 | 358 | 146 | 77 | 4 | 27 | 649 | 95 | 35 | 20 | 233 | 35 | 95 | 110 | 231 | 80 | |
| 0181 | 13 | 18 | 17 | 19 | 48 | | 6 | 6 | 81 | 30 | 13 | 18 | 242 | 7 | 64 | 46 | 107 | 51 | |
| 0182 | 57 | 30 | 24 | 20 | 28 | 25 | | 1 | 31 | 3 | 6 | | 26 | 8 | 9 | 7 | 26 | 12 | |
| 0183 | 17 | 22 | 10 | 14 | 3 | 4 | | | 11 | 4 | 3 | 1 | 11 | | 1 | 3 | 12 | 4 | |
| 0184 | 49 | 47 | 29 | 33 | 2 | 8 | 3 | 2 | 76 | 13 | 5 | 4 | 16 | 1 | 9 | 17 | 18 | 14 | |
| 0186 | | 32 | 6 | 14 | 9 | | | 2 | 35 | 7 | 1 | 1 | 6 | 1 | 1 | 5 | 8 | 8 | |
| 0187 | 53 | | 60 | 20 | 19 | 17 | | | 72 | 12 | | 3 | 9 | 6 | | 5 | 4 | 5 | |
| 0188 | 24 | 53 | | 59 | 18 | 1 | | 7 | 130 | 8 | 47 | 1 | 6 | 2 | | 9 | 8 | 10 | |
| 0191 | 14 | 9 | 46 | | 5 | 9 | 1 | 8 | 240 | 13 | 3 | | 13 | | 7 | 5 | 8 | 9 | |
| 0192 | 9 | 2 | 2 | 4 | | 3 | | 12 | 10 | 2 | | 4 | 13 | 5 | 4 | 1 | 4 | 9 | |
| 0305 | 4 | 9 | 15 | 45 | 1 | | | | 51 | 50 | 7 | | 4 | | | | 9 | 4 | |
| 0319 | 1 | 7 | 3 | 6 | | | | 38 | 27 | 6 | 4 | | | | | 1 | 2 | | |
| 0360 | 1 | | 3 | 13 | | 1 | 29 | | 176 | 16 | 42 | 1 | 2 | 4 | 3 | 1 | 2 | 1 | |
| 0380 | 37 | 32 | 143 | 241 | 9 | 40 | 25 | 193 | | 262 | 296 | 6 | 64 | 8 | 20 | 33 | 104 | 17 | |
| 0381 | 5 | 4 | 6 | 2 | | 75 | 2 | 13 | 249 | | 3 | | 3 | | 9 | 2 | 24 | 15 | |
| 0382 | 3 | 13 | 39 | 30 | 1 | 3 | 3 | 54 | 316 | 7 | | | 6 | | 1 | 11 | 11 | | |
| 0428 | 2 | | | | 2 | | | | 1 | | | | 14 | | 15 | 227 | 14 | 5 | |
| 0480 | 13 | 7 | 24 | 15 | 3 | 4 | 1 | 1 | 60 | 8 | | 19 | | 353 | 126 | 82 | 77 | 39 | |
| 0481 | | | | 1 | | | | | 6 | 6 | | 1 | 233 | | 9 | 9 | 14 | 2 | |
| 0482 | 2 | 7 | | 1 | | | | 1 | 16 | 9 | | 11 | 106 | 12 | | 80 | 125 | 10 | |
| 0483 | | | 4 | 11 | 7 | 1 | | 3 | 27 | 4 | 4 | 194 | 78 | 10 | 165 | | 97 | 9 | |
| 0484 | 8 | 5 | 9 | 5 | 8 | 1 | 5 | 8 | 86 | 52 | 13 | 15 | 66 | 24 | 141 | 106 | | 141 | |
| 0486 | 6 | 5 | 7 | 3 | 9 | | | 1 | 33 | 23 | | 4 | 54 | 8 | 31 | 12 | 194 | | |
| 0509 | | | 1 | | | | | | 2 | | | 1 | 4 | | | | | | |
| 0512 | 2 | | | | | | | | | | | 2 | | | | | | | |
| 0513 | | | | | | | | | 8 | | | | | | 1 | | 8 | 5 | |
| 0560 | | | | | | | | | | 4 | | | | | | | | 1 | |
| 0561 | | | 1 | | | | | | 4 | | | 1 | 3 | | 3 | 3 | 8 | 5 | |
| 0562 | 4 | 4 | | 4 | | | | 1 | 13 | | | 17 | 5 | | 2 | 35 | 25 | | |
| 0563 | | | | | 3 | | | | 5 | | | | 6 | | | 1 | 2 | | |
| 0580 | 13 | 35 | 3 | 23 | 2 | | | 1 | 136 | 6 | 9 | 3 | 85 | 8 | 16 | 30 | 73 | 13 | |
| 0581 | 30 | 13 | 23 | 17 | 1 | 11 | 6 | | 115 | 10 | 1 | 6 | 64 | 24 | 33 | 68 | 52 | 9 | |
| 0582 | | 1 | 4 | | | | | | 7 | 1 | 5 | | 1 | | 1 | | 2 | | |
| 0583 | | 1 | 1 | 1 | 4 | 1 | | 3 | 24 | 1 | 4 | 2 | 4 | 3 | 13 | 9 | 10 | 2 | |
| 0586 | | | | 2 | | | | | 5 | 5 | | | 8 | 3 | 6 | | 3 | | |
| 0604 | | | | 4 | | | | | 1 | | | | | | | | | | |
| 0617 | | 4 | | | | | | | | 1 | | | | | | | 3 | | |
| 0662 | 1 | | | | | | | | 3 | | | | | | 1 | | 4 | | |
| 0665 | | 1 | 4 | | | | | | 4 | | | | | | | | | | |
| 0680 | 2 | 13 | 7 | 25 | 9 | 5 | 3 | | 77 | 3 | 4 | 6 | 22 | 1 | 16 | 14 | 22 | 7 | |
| 0682 | 6 | | | | 1 | | | | 2 | | | | 7 | | | 5 | | | |
| 0683 | 5 | 2 | 9 | | | | | | 5 | 3 | | | 6 | | 3 | 4 | 1 | 1 | |
| 0684 | 1 | | | | | | | 4 | | | | | 5 | | | | 1 | | |
| 0685 | 1 | 5 | | | | 1 | | | 17 | 1 | 3 | | | | | 1 | | 4 | |
| 0686 | 1 | 5 | | 4 | | 2 | | 3 | 14 | 1 | | | 1 | | | | 5 | 1 | |
| 0687 | | 5 | | 2 | | | | | 1 | 3 | | 2 | 4 | 4 | 2 | 1 | 3 | 1 | |
| 0760 | 3 | | | | | | | | | | | | 5 | | | | 2 | | |

Tabell 2 (forts) Inrikes omflyttning mellan kommuner samt immigranter, emigranter och överförda från och till obefintlig-registret kommunvis 1975

| INFLYTT. TILL | UTFLYTTADE FRÅN | | | | | | | | | | | | | | | | | |
|------------------|-----------------|------|------|------|------|------|------|------|------|------|------|------|------|------|------|------|------|------|
| | 0186 | 0187 | 0188 | 0191 | 0192 | 0305 | 0319 | 0360 | 0380 | 0381 | 0382 | 0428 | 0480 | 0481 | 0482 | 0483 | 0484 | 0486 |
| 1763 | | | | | 2 | | | 2 | 4 | 1 | | | | | | | | |
| 1764 | 3 | | | | | | | 2 | 2 | | | | 1 | | | 3 | | |
| 1765 | 4 | 4 | | | 3 | | | | | | | 2 | 1 | | | | | |
| 1766 | | 2 | 1 | | | | | | 3 | 1 | | 2 | | 3 | 4 | | | 1 |
| 1780 | 1 | 18 | 1 | 11 | 5 | 7 | | 4 | 46 | 5 | 5 | 3 | 13 | 7 | 10 | 11 | 21 | 6 |
| 1781 | | | 7 | | 1 | | | | 10 | | 1 | | 5 | | | | | |
| 1782 | | | 2 | | | | 1 | 1 | 3 | | 1 | 1 | 1 | 6 | 4 | 5 | 5 | |
| 1783 | | | | 6 | 1 | | | | 8 | | | | 3 | | 4 | | 5 | 2 |
| 1784 | 1 | | 1 | | 6 | | | | 6 | 3 | | 4 | 2 | | 2 | 1 | 10 | |
| 1785 | | | 1 | | | | 1 | 2 | 7 | 1 | | | 6 | | 6 | 1 | 1 | 2 |
| 1860 | 1 | | | 2 | | | 2 | 1 | 5 | | | 1 | 3 | | 1 | 1 | 1 | |
| 1861 | 3 | 2 | 2 | | 1 | 3 | | 1 | 9 | 3 | 2 | 1 | 11 | | 2 | 1 | 7 | 3 |
| 1862 | 4 | | | | | | | | 6 | | | | | 4 | | | 6 | |
| 1863 | | 6 | | | 4 | | | 1 | 1 | | | | 2 | 4 | | | 1 | |
| 1864 | | | | | | 3 | | | 2 | 3 | | 2 | 2 | 4 | 3 | | 13 | 3 |
| 1880 | 17 | 8 | 7 | 6 | 5 | 2 | 2 | 4 | 136 | 10 | 8 | 29 | 37 | 3 | 10 | 38 | 106 | 37 |
| 1881 | | | 2 | 1 | | | | | 3 | | | 9 | 1 | | 4 | 4 | 11 | |
| 1882 | | | | | | | | | 2 | | | 1 | 4 | | 2 | 2 | 4 | |
| 1883 | 2 | 1 | 3 | 1 | 4 | 7 | 2 | | 27 | 11 | 1 | | | | 3 | 6 | 11 | 9 |
| 1884 | | 3 | | 3 | | | | 4 | 12 | 11 | | | | | 2 | | 1 | |
| 1885 | 5 | 1 | 6 | | | 3 | | | 12 | 6 | 1 | 6 | 2 | | 2 | 5 | 10 | 1 |
| 1904 | | | 1 | | | | 1 | | 7 | 1 | | | 1 | | | 2 | 5 | |
| 1907 | 4 | 4 | | | | | | | 2 | 6 | 1 | | 2 | | 1 | 4 | 13 | 1 |
| 1917 | 1 | 3 | | 11 | | 3 | | 10 | 155 | 10 | 5 | | 3 | | | 1 | 7 | 2 |
| 1960 | 1 | | | | | | | 1 | 7 | 2 | | 1 | 4 | | | 4 | 64 | 11 |
| 1961 | 4 | 4 | 2 | 1 | | 1 | | | 2 | 11 | | 2 | 2 | | 1 | 1 | 16 | |
| 1962 | 3 | | | 3 | | | | | 5 | | | | | | | | 6 | |
| 1980 | 19 | 13 | 10 | 10 | 9 | 24 | 2 | 9 | 166 | 109 | 3 | 6 | 53 | 7 | 13 | 48 | 143 | 28 |
| 1981 | 4 | | | 1 | 5 | 5 | | 13 | 42 | 28 | | | 4 | | 3 | 4 | 7 | |
| 1982 | | | 3 | | | | | 1 | 5 | 4 | 8 | | 3 | | | 2 | 19 | |
| 1983 | 2 | 1 | 3 | | 3 | | | 3 | 26 | 2 | | 2 | 7 | 1 | 7 | 7 | 25 | 7 |
| 1984 | | 1 | | | 5 | | | | 5 | 3 | | 6 | 1 | | 4 | 4 | 27 | 1 |
| 2021 | | | | | | | 3 | | 1 | | | | | | | 1 | 10 | |
| 2023 | 2 | | | 2 | | 1 | | | 10 | | 1 | | 8 | 1 | | | 3 | |
| 2026 | 2 | | | 1 | | | | | 2 | 1 | | | | 4 | | | 6 | |
| 2029 | | 7 | | 2 | 4 | | 2 | 6 | 11 | 2 | | | | 1 | | | 7 | 2 |
| 2031 | | | 1 | 7 | 3 | | | | 6 | 1 | | | 4 | | | 1 | 1 | 2 |
| 2034 | | | | 5 | | | | | 5 | | | 1 | 7 | | | | | 5 |
| 2039 | 1 | 1 | | 2 | | | | | 5 | | | | | | | 1 | 6 | 1 |
| 2061 | 2 | 7 | | 1 | | | 1 | | 10 | | | | 6 | | | 2 | 3 | |
| 2062 | 5 | | | 9 | 1 | | | 1 | 24 | 1 | 1 | 2 | | | 4 | | | 5 |
| 2080 | 13 | 19 | 10 | 29 | 4 | 2 | 11 | 17 | 95 | 10 | 5 | 2 | 11 | 1 | 5 | 15 | 12 | 1 |
| 2081 | 4 | 5 | 8 | 7 | 2 | 1 | 3 | 6 | 54 | 15 | 3 | | 15 | | 6 | 9 | 19 | 11 |
| 2082 | 1 | | 3 | 1 | 1 | | | 2 | 27 | 3 | 1 | | 5 | 1 | | 2 | 5 | |
| 2083 | 1 | 5 | | 10 | 2 | 2 | 6 | 9 | 23 | 7 | 1 | | | | 2 | 7 | 1 | |
| 2084 | 4 | 7 | 5 | 5 | 1 | 18 | 9 | 2 | 26 | 13 | | | 6 | | 1 | 6 | 15 | 2 |
| 2085 | 5 | 11 | | 4 | 8 | 4 | | 1 | 25 | 7 | 5 | | 20 | | | 6 | 15 | |
| 2101 | | 3 | | 5 | | | | 1 | 12 | | | | | | | | | |
| 2104 | 4 | | | 1 | | | 1 | 1 | 5 | | | 4 | 3 | | 4 | 1 | 1 | |
| 2121 | 1 | | | | | 1 | | | 9 | | | 1 | | | 4 | | | 12 |
| 2132 | | | 1 | | 5 | | 4 | 1 | 7 | | | | | 1 | | | 2 | |
| 2161 | 1 | 5 | | 10 | 5 | 4 | | 2 | 27 | 4 | 1 | 2 | 2 | 6 | 1 | 9 | 5 | |
| 2180 | 22 | 21 | 35 | 45 | 2 | 20 | 176 | 56 | 234 | 16 | 27 | 5 | 6 | 1 | 6 | 12 | 35 | 6 |
| 2181 | 4 | 9 | 4 | 4 | 6 | 3 | 16 | 22 | 59 | 15 | 11 | 2 | 3 | | 4 | 3 | 28 | |
| 2182 | 1 | 10 | 7 | 8 | | 4 | 4 | 5 | 27 | | 3 | | 5 | | | 1 | 8 | |
| 2183 | 4 | 4 | 6 | 13 | 3 | | 7 | 5 | 26 | 9 | 4 | | 9 | | 3 | 7 | 4 | 3 |
| 2184 | 8 | | 2 | 15 | | | 6 | 2 | 50 | 9 | 3 | | 6 | | | 4 | 7 | |
| 2260 | | | 1 | 4 | | | 1 | | 5 | | 1 | 1 | 6 | | | | 2 | 1 |
| 2262 | 2 | 5 | 1 | 8 | 5 | | | | 11 | 1 | | | | 1 | | 10 | 8 | |
| 2280 | 6 | | 3 | 12 | | | | | 31 | 2 | 1 | | 11 | | | 2 | 12 | |

| INFLYTT. TILL | UTFLYTTADE FRÅN | | | | | | | | | | | | | | | | | |
|------------------|-----------------|------|------|------|------|------|------|------|------|------|------|------|------|------|------|------|------|------|
| | 0186 | 0187 | 0188 | 0191 | 0192 | 0305 | 0319 | 0360 | 0380 | 0381 | 0382 | 0428 | 0480 | 0481 | 0482 | 0483 | 0484 | 0486 |
| 2281 | 4 | 26 | 13 | 32 | 7 | | 2 | 14 | 87 | 10 | | 3 | 8 | 2 | 3 | 14 | 40 | 3 |
| 2282 | | | 2 | 1 | | | 4 | 1 | 16 | 11 | 4 | | 1 | 3 | | 1 | 6 | 1 |
| 2283 | 5 | 4 | 6 | 12 | | 5 | 1 | | 41 | 9 | 4 | 5 | 2 | 2 | 1 | 11 | | 2 |
| 2284 | 8 | 1 | | 15 | 2 | 4 | 6 | 9 | 43 | 7 | 4 | | 14 | 3 | 9 | 12 | 29 | |
| 2303 | 2 | | 1 | 8 | 2 | | | | 7 | | | | 5 | | | 1 | | 3 |
| 2305 | 1 | | 3 | 3 | | | | | 7 | | 1 | | 1 | | | | 5 | |
| 2309 | 2 | 3 | | 1 | | | 1 | | 22 | | | | | | | 2 | 4 | 4 |
| 2313 | 1 | 8 | | 5 | 1 | | | | 9 | 1 | | | 4 | | 5 | 1 | 4 | |
| 2321 | 3 | | 8 | 8 | 2 | | | | 3 | | 2 | | | | | 1 | 6 | |
| 2326 | | | 1 | 12 | | | | | 7 | 3 | | | | | | | 4 | |
| 2361 | | | 1 | 7 | 1 | 2 | 1 | 5 | 9 | 4 | 5 | | 3 | | | | 9 | 1 |
| 2380 | 17 | 7 | | 5 | 10 | 7 | | 6 | 74 | 3 | 5 | | 4 | | 4 | 4 | 16 | 7 |
| 2401 | | | | 2 | 8 | | | | 5 | | | | | | | | | |
| 2404 | | | 1 | | | | | | 7 | | | 2 | | | | | | |
| 2409 | | | | | | | | 2 | 9 | | | | | | | 5 | | |
| 2417 | | 1 | | | | | | | 4 | | | 1 | | | | | | |
| 2421 | 1 | | | | | | | | 4 | | | 3 | 1 | | | | 2 | |
| 2422 | | 1 | | | | | | | | 1 | | | | | | | | |
| 2460 | | | 4 | | 1 | 2 | | | 1 | | | | | | | | 4 | |
| 2462 | 1 | 1 | 2 | | | | | | 2 | | | | 3 | | | | 1 | |
| 2463 | 2 | | | | 9 | | | | | 4 | | 4 | 3 | | 2 | | | |
| 2480 | 10 | 12 | 6 | 24 | 2 | 6 | 3 | 1 | 136 | 13 | | | 24 | | | 17 | 45 | 2 |
| 2481 | | | 5 | 5 | | 6 | | | 10 | 4 | | | | | 1 | 5 | 12 | |
| 2482 | 6 | 6 | 10 | 14 | 4 | 17 | 8 | 2 | 37 | 14 | 3 | | 7 | 4 | 3 | 1 | 14 | 1 |
| 2505 | | 1 | | | | | | | 3 | | | | | | | 1 | | |
| 2506 | | 1 | | | | 5 | | | 2 | | | | | | | | 5 | 1 |
| 2510 | | | | 6 | | | | | 10 | | 3 | | | | | 2 | 4 | 1 |
| 2513 | | | | | 1 | | | | | | | 2 | | | | | | |
| 2514 | 2 | | 6 | 9 | | 8 | | | 6 | 5 | | 2 | 1 | 1 | 2 | | 15 | |
| 2518 | | | 2 | 1 | 1 | | | | 1 | | | 1 | | | 4 | 1 | 8 | 1 |
| 2521 | 4 | | | 2 | | | | | 1 | 1 | | | | | | | | 4 |
| 2523 | 3 | 1 | 2 | | 6 | | | 1 | 16 | 3 | 1 | | 1 | | 5 | 3 | 11 | |
| 2560 | | | | 3 | 2 | 4 | | | 4 | 2 | | | 1 | 5 | | | 2 | |
| 2580 | 10 | 16 | 9 | 32 | 5 | 9 | 5 | 8 | 76 | 14 | | | 35 | 6 | 8 | 10 | 109 | 1 |
| 2581 | 2 | 2 | 8 | 8 | | | 3 | 4 | 17 | 7 | | | 5 | 4 | 14 | | 23 | |
| 2582 | 2 | | 4 | 6 | 3 | 1 | | | 33 | | | | 8 | | 1 | | 15 | |
| 2583 | 1 | | | | | | | | 4 | | | | 2 | 1 | | 1 | 3 | |
| 2584 | 5 | 4 | 3 | | 10 | 3 | | | 10 | 1 | | | 1 | 1 | | | 27 | 3 |
| OB | 4 | | | | 4 | | | | 4 | | | | 1 | | | 10 | | |
| UTLANDET | 254 | 93 | 145 | 110 | 44 | 24 | 18 | 27 | 733 | 154 | 39 | 22 | 87 | 54 | 78 | 147 | 526 | 30 |
| DÖRRÄV | | | | | | | | | | | | | | | | | | |
| DANMARK | 10 | 7 | 7 | 6 | | | | | 26 | 9 | 3 | | 4 | 5 | 24 | 31 | 61 | 5 |
| FINLAND | 38 | 27 | 99 | 66 | 6 | 13 | 6 | 7 | 59 | 56 | 23 | 11 | 29 | 30 | 42 | 47 | 331 | 6 |
| NORGE | 15 | 3 | | 10 | 6 | 2 | 3 | 5 | 28 | | 1 | 1 | 12 | 5 | 1 | 12 | 16 | 2 |
| GREKLAND | 4 | 1 | | | | | | | 15 | 63 | | | | 1 | 1 | 1 | 3 | 4 |
| JUGOSLAV | 1 | | 1 | 4 | 1 | | | | 17 | 1 | | 5 | 1 | 1 | | 22 | 13 | |
| POLEN | | 1 | | | | | | | 2 | | | | | | | | 2 | |
| TYSKLAND | 11 | | 7 | | 3 | | | 1 | 31 | 6 | 5 | 1 | 6 | | | 11 | 8 | 9 |
| USA | 24 | 8 | 1 | 2 | 5 | | 2 | | 184 | 7 | 3 | | 6 | | 2 | 1 | 16 | |
| SAMTLIGA | 2439 | 1814 | 1500 | 2381 | 988 | 731 | 444 | 744 | 7540 | 1586 | 782 | 554 | 2591 | 779 | 1373 | 1694 | 3870 | 995 |

**Tabell 2 (forts) Inrikes omflyttning mellan kommuner samt immigranter, emigranter och överförda från och till obefintlig-
registret kommunvis 1975**

| INFLYTT. TILL | UTFLYTTADE FRÅN | | | 0560 | 0561 | 0562 | 0563 | 0580 | 0581 | 0582 | 0583 | 0586 | 0604 | 0617 | 0662 | 0665 | 0680 | 0682 |
|------------------|-----------------|------|------|------|------|------|------|------|------|------|------|------|------|------|------|------|------|------|
| | 0509 | 0512 | 0513 | | | | | | | | | | | | | | | |
| 0114 | | | | | | 1 | 2 | 17 | 5 | | 7 | 1 | 1 | | 2 | | 10 | 3 |
| 0115 | | | | | | | | 6 | 1 | | | | | 1 | | | | 1 |
| 0120 | | | 1 | 1 | | 3 | | 3 | 6 | | | | | | | | 2 | |
| 0123 | | | | | 1 | 1 | | 22 | 16 | 1 | 9 | 3 | 1 | | 6 | | 8 | 1 |
| 0125 | | | | | 1 | 2 | | | 7 | | | | 4 | | | | 6 | 3 |
| 0126 | | | | | 4 | 3 | | 25 | 36 | 1 | 11 | 1 | 2 | | 6 | 1 | 8 | 8 |
| 0127 | 4 | | 4 | | | 13 | | 44 | 68 | 6 | 10 | 6 | | 11 | 4 | | 35 | 9 |
| 0136 | | | | | | 1 | 6 | 26 | 15 | 1 | 1 | 9 | | 2 | 2 | | 7 | |
| 0138 | 5 | | | | | 1 | | 14 | 10 | | 4 | | | 2 | | | 5 | 2 |
| 0139 | | | | | | | | 4 | 9 | | 4 | | | | | | 1 | |
| 0160 | | | | | | 1 | | 12 | 19 | | 7 | 5 | 1 | | | 1 | 18 | 1 |
| 0162 | | | 1 | | | | 1 | 15 | 4 | | 1 | 1 | 2 | | | | 2 | |
| 0163 | | 1 | | | | 1 | 1 | 19 | 18 | 1 | 6 | 2 | | 1 | 1 | | 16 | 3 |
| 0180 | 7 | 3 | 20 | 1 | 15 | 51 | 1 | 252 | 317 | 9 | 62 | 29 | 7 | 7 | 63 | 9 | 138 | 47 |
| 0181 | | 1 | 1 | 1 | 2 | 36 | 8 | 57 | 52 | 7 | 46 | 8 | | 1 | 6 | 3 | 48 | 2 |
| 0182 | | | 1 | | 2 | 5 | 4 | 15 | 25 | 1 | 8 | | 4 | 3 | 1 | 1 | 21 | 2 |
| 0183 | 1 | | | | | 2 | | 9 | 12 | | 1 | | | | | | 2 | 1 |
| 0184 | 1 | | 1 | | | 3 | 4 | 29 | 33 | 4 | 9 | | 1 | | 2 | 1 | 10 | 5 |
| 0186 | | | | 1 | | | | 10 | 10 | 1 | 1 | 5 | | | 3 | | 16 | 7 |
| 0187 | | | 4 | | | | 2 | 17 | 16 | 1 | 2 | | | | | | 12 | |
| 0188 | | | | | | 7 | | 3 | 8 | 1 | 2 | 5 | | | | 3 | 6 | |
| 0191 | | | | 1 | 4 | 5 | 2 | 8 | 7 | 1 | 3 | 9 | | | 3 | | 10 | |
| 0192 | | | | | | 1 | | 2 | 2 | | 9 | | | | | | 6 | 3 |
| 0305 | | | 4 | | | | | | 3 | | | | | | | | 1 | 3 |
| 0319 | | | | | | | | | 7 | | | 2 | | | | | | |
| 0360 | | | | | | | | 1 | | | | | | | | | | |
| 0380 | | 1 | 13 | | 3 | 15 | 2 | 83 | 87 | 4 | 15 | 15 | 1 | 4 | 6 | 5 | 42 | 16 |
| 0381 | | | | | | 4 | | 6 | 16 | | 1 | 2 | | | 2 | | 10 | 3 |
| 0382 | | | | | 1 | | | 16 | 16 | 6 | 1 | 1 | | 3 | | | | |
| 0428 | | | | | | 20 | 1 | 4 | 13 | | 1 | 1 | | | 1 | | 1 | |
| 0480 | | | 1 | 2 | | 17 | 2 | 37 | 109 | | 17 | 1 | | | 2 | | 27 | 5 |
| 0481 | | 1 | | | | 5 | | 6 | 15 | | 2 | 6 | | | | | 1 | 2 |
| 0482 | | | 2 | | | 13 | 1 | 7 | 28 | | 8 | | | | 5 | | 8 | |
| 0483 | | 1 | 2 | | 1 | 20 | 12 | 24 | 97 | 5 | 11 | 10 | | | | | 3 | |
| 0484 | | 5 | 1 | | 7 | 30 | 11 | 46 | 32 | 2 | 43 | 13 | | 6 | 13 | | 12 | 3 |
| 0486 | | | 4 | | | 2 | | 9 | 8 | 4 | 7 | | | | | 6 | 4 | 1 |
| 0509 | | 3 | 2 | 12 | 2 | 9 | 1 | 45 | 15 | 3 | 44 | 62 | | | | | 13 | 1 |
| 0512 | | | 18 | | | | | 13 | 3 | | 1 | 3 | 5 | 1 | 1 | | 8 | 3 |
| 0513 | | 7 | | | | 13 | | 153 | 4 | | 3 | 21 | | | | | 2 | 1 |
| 0560 | | | 4 | | 3 | 5 | | 33 | 10 | | 10 | 76 | 1 | | | | | |
| 0561 | 3 | | 11 | 6 | | 4 | 23 | 245 | 31 | 12 | 7 | 9 | | | | | 2 | |
| 0562 | | | | 6 | 7 | | 11 | 79 | 280 | 4 | 41 | 7 | 4 | | | | 2 | |
| 0563 | | 1 | 1 | 7 | 34 | 13 | | 26 | 127 | 31 | 9 | | | 4 | | | 4 | |
| 0580 | 21 | 14 | 137 | 43 | 220 | 79 | 23 | 468 | 33 | 279 | 305 | 3 | | 4 | 8 | 5 | 101 | 28 |
| 0581 | 6 | 1 | 19 | 4 | 23 | 225 | 129 | 234 | | 274 | 55 | 26 | | 7 | 7 | 1 | 46 | 23 |
| 0582 | | 1 | | | 4 | 9 | 24 | 41 | 454 | | 2 | 1 | | | 1 | | | 1 |
| 0583 | 42 | 8 | 8 | 11 | 11 | 38 | 13 | 263 | 34 | 9 | | 153 | | | | | 39 | 6 |
| 0586 | 58 | 7 | 62 | 10 | 7 | 2 | 475 | 56 | 14 | 182 | | 4 | | 1 | | 1 | 11 | 8 |
| 0604 | 1 | | 2 | | 4 | | | 2 | | | | | | | | 1 | 40 | 30 |
| 0617 | | | | 2 | 1 | | | 2 | 10 | | 8 | | | | 80 | 9 | 52 | 7 |
| 0662 | | | | | | | | 4 | 2 | 4 | 1 | 1 | | 81 | | 8 | 44 | 13 |
| 0665 | | | | | 1 | | | 8 | | | 3 | | | 27 | 12 | | 218 | 15 |
| 0680 | 8 | 5 | 2 | 1 | 2 | 6 | | 104 | 56 | 26 | 17 | 40 | 34 | 17 | 81 | 121 | | 238 |
| 0682 | 1 | 2 | 1 | 1 | | 5 | | 9 | 8 | 7 | 1 | 29 | 12 | 9 | 13 | 195 | | |
| 0683 | | | | | 3 | 2 | | 1 | 11 | | 3 | 6 | 1 | 76 | 112 | 56 | 105 | 17 |
| 0684 | | | 1 | 1 | | | | 4 | | | | 1 | 1 | | 4 | 2 | 47 | 74 |
| 0685 | | 2 | 3 | | | | | 10 | 1 | | 2 | 1 | 6 | | 10 | 1 | 39 | 60 |
| 0686 | | 9 | 3 | 4 | 1 | 6 | | 20 | 8 | 5 | | 25 | | 1 | 13 | 50 | 114 | |
| 0687 | 26 | 61 | 10 | 17 | 1 | 9 | 2 | 39 | 27 | 10 | 31 | 51 | 2 | 2 | 5 | 50 | 15 | |
| 0760 | | | | | | 1 | 4 | 3 | | | | | | | | 14 | | 1 |

| INFLYTT. TILL | UTFLYTTADE FRÅN | | | | | | | | | | | | | | | | | |
|------------------|-----------------|------|------|------|------|------|------|------|------|------|------|------|------|------|------|------|------|------|
| | 0509 | 0512 | 0513 | 0560 | 0561 | 0562 | 0563 | 0580 | 0581 | 0582 | 0583 | 0586 | 0604 | 0617 | 0662 | 0665 | 0680 | 0682 |
| 0761 | | | | | | | | 1 | 4 | | | 1 | 3 | | | | 1 | |
| 0763 | | | | | 4 | 1 | | 2 | 1 | | | | | | 5 | | 4 | |
| 0764 | | | | | 4 | | 1 | | 3 | | | | | | 3 | | 9 | 1 |
| 0765 | | | | | | | | 8 | 1 | | | | | | | 1 | 4 | 2 |
| 0767 | | | | | | | 1 | | | | | | | | 7 | | 2 | |
| 0780 | | | 1 | 2 | 5 | 11 | | 34 | 29 | 4 | 8 | 1 | 5 | 2 | 21 | 8 | 86 | 40 |
| 0781 | | | | | 4 | | | | 2 | | | 3 | | 4 | 25 | | 36 | 13 |
| 0821 | | | | | | | | | | | | | | | 3 | | | 12 |
| 0834 | | | | | 2 | | | 4 | 4 | | 1 | | | | | | 1 | |
| 0840 | | | | | | | | 2 | 6 | | 2 | 3 | | | | | 1 | |
| 0860 | 1 | 1 | 6 | | | | | 16 | 6 | | | 5 | 1 | 8 | 3 | 12 | 16 | 4 |
| 0861 | | | 3 | | 6 | | | | 5 | | 2 | | | | | | 9 | 4 |
| 0862 | | | | | | 2 | | 2 | 2 | 1 | | | | 3 | | | 3 | |
| 0880 | | | | | 3 | 5 | 4 | 24 | 29 | | 3 | | 4 | 3 | 2 | 1 | 47 | 11 |
| 0881 | | | 1 | | | 4 | | 3 | 7 | 4 | 12 | 3 | | | 3 | | 13 | |
| 0882 | | | 6 | | 7 | 2 | 1 | 34 | 22 | 1 | 6 | 3 | | | 4 | | 19 | 15 |
| 0883 | | 6 | 5 | 2 | 42 | 10 | 24 | 77 | 39 | 11 | 11 | 12 | | | 9 | | 22 | 11 |
| 0884 | 1 | | 19 | | 4 | 1 | | 26 | 14 | | 10 | 10 | 1 | 1 | | 1 | 6 | 14 |
| 0885 | 1 | | 2 | | | | | 5 | 10 | | | | | | | 3 | 1 | |
| 0980 | | | | | 2 | 7 | | 16 | 26 | 2 | 8 | 4 | 1 | 1 | | | 8 | 2 |
| 1060 | | | 3 | | | 10 | 3 | 5 | | | | | | | | | 2 | |
| 1080 | | | | 1 | | 5 | 2 | 19 | 10 | 5 | 6 | 2 | | 1 | 6 | 1 | 13 | 5 |
| 1081 | | | | | | 3 | | 12 | 23 | | 2 | 5 | | 2 | | 8 | 16 | 5 |
| 1082 | | | | 3 | | 3 | 2 | 6 | 8 | | | 1 | 1 | | 1 | | 2 | 1 |
| 1083 | | | | | | | | | | | 1 | | | | 1 | | 1 | 1 |
| 1121 | | | | | | | 1 | 3 | 5 | | | | | | | | | |
| 1137 | | | | | | | | 2 | | | | | | | | | 1 | |
| 1160 | | | | | | | | | | | | | | 3 | | | | 2 |
| 1162 | | | | | 2 | 1 | | | 10 | | | | | | 1 | | | |
| 1163 | | | | | | 1 | | 2 | 3 | | | 3 | | | 3 | | 9 | |
| 1165 | | | | | | 1 | 1 | | | | 1 | | | | | | 2 | |
| 1166 | | | | | | 1 | 3 | 3 | 6 | | | 2 | | 2 | | 1 | 5 | 1 |
| 1167 | | | | | | | | 1 | 1 | | | 3 | | | | 3 | 9 | 2 |
| 1168 | | | | | | 1 | | | 1 | | | | | | 1 | 2 | 3 | 3 |
| 1180 | | | | | | 5 | 1 | 21 | 26 | | 5 | 1 | | | 9 | 1 | 33 | 4 |
| 1181 | | | | | | | | 3 | | | 2 | 2 | | | 1 | | 2 | 3 |
| 1182 | 1 | | | | 2 | | | 2 | 6 | | | | | | 1 | | 5 | 5 |
| 1183 | 1 | | | | | | | 4 | 4 | 5 | 3 | 9 | | | 1 | 7 | 15 | 1 |
| 1214 | | | | | | | | 4 | 2 | | 2 | | | | | | 1 | |
| 1229 | | | | | | | | 1 | | | | | | | | | 4 | |
| 1230 | | | | | | | | 4 | | | 1 | 1 | | | | | 8 | 4 |
| 1231 | | | | | | | | 1 | 4 | | | | | | | | 8 | |
| 1233 | | | | | | | | 2 | 7 | | | | | | 6 | | 8 | |
| 1260 | | | | | | 4 | | | 13 | | | | | | 9 | | 8 | 1 |
| 1261 | | | 1 | | 1 | | | 5 | 5 | | | | | | | | 2 | |
| 1262 | | | | 1 | | | | 5 | 1 | | | | | | | | 8 | |
| 1263 | | | | | | | | | | | | | | | | | | |
| 1264 | | | | | | | | 3 | 11 | | 1 | | | | 2 | | 5 | 2 |
| 1265 | | | | | | | | 1 | 1 | | | | | | 2 | | | 1 |
| 1266 | | | | | | | | 2 | | | | | | | | 2 | 3 | |
| 1267 | | | | | | | | | 2 | | | | | 1 | 1 | | 1 | |
| 1280 | 2 | 3 | | | 3 | 11 | 3 | 74 | 94 | 1 | 16 | 5 | | 8 | 38 | 7 | 110 | 33 |
| 1281 | 5 | 3 | 1 | 1 | | 8 | | 57 | 26 | 1 | 29 | 4 | 3 | | 14 | 5 | 75 | 17 |
| 1282 | | | | | 3 | 2 | 1 | 7 | 9 | | 3 | 3 | | 3 | 17 | | 5 | 10 |
| 1283 | 1 | | | 1 | 3 | | | 21 | 41 | | 3 | 3 | | | 12 | 1 | 40 | 19 |
| 1284 | | | | | | | | 5 | 1 | 1 | 2 | 1 | | | 3 | | 11 | 3 |
| 1285 | | | | | 3 | | | 7 | 4 | | 1 | | | | | 8 | 4 | |
| 1286 | | | 2 | | | | | 10 | 4 | | 5 | 2 | | | | | 7 | 3 |
| 1287 | | | | | | 2 | | 2 | 9 | | | 1 | | | 3 | | | |
| 1315 | | | | | | 1 | | 7 | 8 | | | 2 | | 2 | 87 | 2 | 5 | |

**Tabell 2 (forts) Inrikes omflyttning mellan kommuner samt immigranter, emigranter och överförda från och till obefintlig-
registret kommunvis 1975**

| INFLYTT. TILL | UTFLYTTADE FRÅN | | | | | | | | | | | | | | | | | |
|------------------|-----------------|------|------|------|------|------|------|------|------|------|------|------|------|------|------|------|------|------|
| | 0509 | 0512 | 0513 | 0560 | 0561 | 0562 | 0563 | 0580 | 0581 | 0582 | 0583 | 0586 | 0604 | 0617 | 0662 | 0665 | 0680 | 0682 |
| 1380 | | | | | | 6 | 1 | 28 | 20 | 1 | 19 | 8 | 1 | 8 | 38 | | 58 | 22 |
| 1381 | | | | | | 1 | | | | | | | | | 4 | | 4 | 5 |
| 1382 | | | | 1 | 1 | | | 11 | 1 | | 1 | 2 | | 1 | 17 | 5 | 12 | |
| 1383 | 1 | | | | 9 | 7 | | 8 | 21 | | 7 | 1 | | | 17 | 4 | 36 | 3 |
| 1384 | 1 | | | | | 4 | | | 2 | | 3 | | | | 5 | 5 | 15 | 3 |
| 1401 | | | | | 4 | 2 | | | 4 | 4 | | | | | 4 | | 3 | 1 |
| 1402 | | | | | | | | 11 | 5 | | 2 | | | 6 | 2 | 3 | 13 | |
| 1407 | | | | | | | | | 1 | | | | 4 | | | | 5 | 5 |
| 1415 | | | | | | | | 4 | 4 | | | | | | 5 | | 3 | 1 |
| 1419 | | | | | | | | | 2 | | | | | | | | | |
| 1421 | | | | | | | | | | | | | | | | | | 1 |
| 1427 | | | | | | | | | 5 | | | 1 | | | | | | |
| 1430 | | | | | | | | | 3 | | | 1 | | | | | | 1 |
| 1435 | | | | | | | 1 | 2 | | | 2 | | | | | | 6 | |
| 1480 | 5 | 2 | 11 | 1 | 24 | 26 | 3 | 123 | 120 | 6 | 51 | 15 | 8 | 21 | 79 | 22 | 311 | 54 |
| 1481 | | | | | | | | 5 | 5 | | 1 | | | | | | 19 | 2 |
| 1482 | | | | | | | | 1 | 7 | | 1 | | | | | | 2 | |
| 1484 | | | | | | | 7 | | 3 | | 2 | | | | 1 | | 5 | |
| 1485 | | | | | | | | 18 | 11 | | 2 | 2 | | | | 9 | 29 | 5 |
| 1486 | | | | | | | | | 4 | | 2 | | | | | | 5 | |
| 1504 | | | | | 4 | | | | 1 | | | | | | | | | 1 |
| 1507 | | | | | | | | | | | | | | | | | | |
| 1521 | | | | | | | | 5 | 3 | | 5 | | | 2 | 1 | 4 | | 1 |
| 1524 | | | | | | | | 4 | 7 | | 2 | | | | | | 13 | |
| 1527 | | | | | | | 4 | 4 | 3 | | | 5 | | | 3 | | 5 | |
| 1552 | | | | | | | | 1 | 1 | | | | | 5 | 29 | | 15 | |
| 1560 | | | | | 5 | | | 6 | 3 | | | | | | | 1 | 1 | |
| 1561 | | | | | | | 5 | 2 | 2 | | 2 | | | | | | | |
| 1562 | | | | | | | | 1 | 1 | | | | | | | | 1 | |
| 1563 | | | | 3 | | | 1 | 9 | 1 | | | 1 | | 5 | 7 | | 1 | |
| 1565 | 2 | | | | | | | | | | | | | 1 | 12 | | 1 | |
| 1566 | | | | | | | | 1 | 1 | | | | | | | | 2 | |
| 1580 | | | | | | | | 5 | 12 | 3 | 2 | | | | 1 | | 3 | |
| 1581 | | | | | 4 | 16 | 5 | 13 | 16 | | 5 | 2 | | | 6 | 1 | 24 | |
| 1582 | | | | | 1 | | | 11 | 2 | | 4 | 1 | | | 1 | | 5 | 1 |
| 1583 | | | | | | | 7 | 5 | 14 | 25 | 3 | 8 | 8 | 10 | 27 | | 52 | 6 |
| 1584 | | | | | | | 3 | 8 | 3 | | | | 1 | 2 | 3 | 1 | 61 | 3 |
| 1585 | | | | | | | 2 | | | | 6 | | | | | 3 | 1 | |
| 1602 | | | | | | | | | | | | | | | | | | |
| 1622 | | | | | | | | 7 | | | 4 | 3 | | | 1 | 6 | 193 | 5 |
| 1623 | | | | | | | | 3 | | | | | | | 5 | 3 | 345 | |
| 1637 | | | | | | | | 2 | | | 1 | | | | | | | 4 |
| 1643 | | | | | | | | | 1 | | | | | 2 | | | 1 | |
| 1660 | | | | 1 | | | | | | | | | | | | | 5 | |
| 1661 | | | | | | | | 2 | 1 | | 3 | | | | | | | |
| 1662 | | | 2 | | | | | 2 | 2 | | 7 | | | | | | 6 | |
| 1663 | | | 1 | | | 4 | | 5 | 3 | | 1 | | | | 2 | | 1 | |
| 1680 | 1 | | | | 1 | | | 2 | 11 | | 5 | | | 3 | 1 | | 16 | 1 |
| 1681 | | | | 2 | | | | 3 | 3 | | | 1 | 2 | | | | 11 | |
| 1682 | | | | | | | | 1 | 6 | | 1 | 4 | | | 1 | 4 | 7 | 6 |
| 1683 | | | | | | | 3 | | 19 | 11 | 2 | 7 | 1 | | 7 | 3 | 39 | 7 |
| 1684 | | | | | | | | | 4 | | 3 | | | | | | 7 | 1 |
| 1685 | | | | | | | | 2 | 4 | | | 3 | | | | 2 | 15 | |
| 1686 | | | | | | 1 | | 8 | 9 | 1 | 3 | 1 | 1 | 1 | 4 | 1 | 34 | 3 |
| 1715 | | | | 1 | | | 2 | 3 | 3 | | | | | | | | | |
| 1730 | | | | | | 4 | | | 1 | | | | | | | | | |
| 1737 | | | | | | | | 1 | 4 | | | 4 | | | 2 | | | |
| 1760 | | | | | | | | 2 | | | 2 | 1 | | | | | | |
| 1761 | | | | | | | | 5 | 4 | | 3 | | | | | | 4 | |
| 1762 | | | | | | | | | 4 | | | 1 | | | | | | |

Tabell 2 (forts) Inrikes omflyttning mellan kommuner samt immigranter, emigranter och överförda från och till obefintlig-registret kommunvis 1975

| INFLYTT. TILL | UTFLYTTADE FRÅN | | | | | | | | | | | | | | | | | |
|------------------|-----------------|------------|------------|------------|------------|-------------|------------|-------------|-------------|------------|-------------|-------------|------------|------------|-------------|------------|-------------|-------------|
| | 0509 | 0512 | 0513 | 0560 | 0561 | 0562 | 0563 | 0580 | 0581 | 0582 | 0583 | 0586 | 0604 | 0617 | 0662 | 0665 | 0680 | 0682 |
| 2281 | | | 6 | | | 24 | | 11 | 21 | 2 | 5 | 1 | | 1 | 10 | 2 | 17 | |
| 2282 | 1 | | | | | 6 | | | 5 | | 2 | | | | | 3 | 1 | 1 |
| 2283 | | | | | | 4 | | | 14 | | 4 | | | | | | 3 | |
| 2284 | | 4 | | | 1 | 16 | 19 | 13 | 23 | | 29 | 6 | | 1 | 4 | 3 | 22 | 6 |
| 2303 | | | | | | | 1 | | 1 | | | | | | | | | |
| 2305 | | | | | | | | | 1 | | | | | | | | | |
| 2309 | 3 | | 1 | | | 4 | | | | | | | | | 7 | | | |
| 2313 | | | | | | | | | 3 | | | | | 1 | | | 5 | |
| 2321 | | | | | | | | 3 | | | 2 | | | | 1 | | 2 | |
| 2326 | | | | | | | | | | | 2 | | | | | | | |
| 2361 | | | | | 1 | | 1 | 5 | 2 | | | | | | | | | |
| 2380 | | 1 | | 2 | 2 | 3 | 1 | 19 | 12 | | 3 | 7 | | | 3 | | 2 | 6 |
| 2401 | | | | | | | | | 5 | | | | | | | | | 2 |
| 2404 | | | | | | | | 2 | | | | | | | | | | |
| 2409 | | | | | | | | | 3 | | | | | | | | | |
| 2417 | | | | | | | | | 4 | | | | | | | | | |
| 2421 | | | 1 | | | | | 1 | 4 | | | 1 | | | | | 1 | |
| 2422 | | | | | | | | 1 | | | | | | | | | | |
| 2460 | | | | | | | | 1 | 1 | | | | | | | | | |
| 2462 | | | | | | 4 | 1 | | | | 2 | | | | | | | |
| 2463 | | | | 5 | | 1 | | | | | | | | | | | | |
| 2480 | 1 | | | 5 | 3 | 5 | | 20 | 25 | 6 | 45 | 5 | | 2 | 2 | | 14 | 10 |
| 2481 | | | | | | 1 | | 5 | | | 2 | | | | | 4 | 5 | |
| 2482 | 1 | | | | | 7 | 4 | 4 | 13 | | 5 | 1 | | | 3 | | 5 | |
| 2505 | | | | | | | | 1 | 1 | | | | | | | | | |
| 2506 | | | | | | | | | | | | | | | | | | |
| 2510 | | | | | | | | 4 | | | | | | | | | | 1 |
| 2513 | | | | | | | | | 1 | | | | | | | | | |
| 2514 | | | | | | 2 | | 2 | 15 | | 8 | 2 | | | | 3 | | |
| 2518 | | | | | | | | | 1 | | | | | | | | | |
| 2521 | | | | | | | | | | | | | | | | | | |
| 2523 | | | | | | | 5 | 3 | 2 | | 1 | | | | 3 | | 1 | |
| 2560 | 5 | | 4 | | | 1 | | 7 | 4 | | | | | | 2 | | | |
| 2580 | | | | | | 2 | | 21 | 20 | 3 | 8 | 13 | | | 1 | | 24 | |
| 2581 | | | | | 1 | | | 6 | 4 | | | 2 | | | 3 | | 5 | |
| 2582 | | | | | | | | 13 | 9 | | 3 | | | | | | 4 | 1 |
| 2583 | | | | | | | | | 2 | | 6 | | | | | | | |
| 2584 | | | | | 7 | 1 | | 5 | 4 | | 2 | | | | | 1 | 3 | |
| OB | | | | | | | | | | | | | | | | | | |
| UTLANDET | 4 | | 12 | 4 | 15 | 130 | 21 | 159 | 406 | 3 | 129 | 38 | 4 | 39 | 167 | 23 | 320 | 63 |
| DÅRAV | | | | | | | | | | | | | | | | | | |
| DANMARK | | | | 1 | 2 | 13 | 5 | 23 | 42 | 1 | 22 | 6 | | 17 | 78 | 12 | 88 | 15 |
| FINLAND | | | 10 | 3 | | 64 | 13 | 14 | 186 | | 56 | 18 | | 9 | 47 | 6 | 49 | 16 |
| NORGE | 2 | | | | 1 | 9 | | 28 | 21 | | 7 | 1 | | | 8 | 1 | 18 | 4 |
| GREKLAND | | | | | | 5 | | 4 | 40 | | 2 | | | 8 | 10 | 1 | 1 | 11 |
| JUGOSLAV | | | | | 2 | 16 | | 3 | 14 | | 10 | 2 | | | 13 | | 46 | 2 |
| POLEN | | | | | | | | 2 | 2 | | | | | | | | | |
| TYSKLAND | | | 1 | | 2 | 1 | | 12 | 28 | | 7 | 2 | 2 | 3 | 3 | 1 | 17 | |
| USA | | | 1 | | | 11 | 1 | 20 | 18 | 1 | 5 | | | | 1 | | 19 | 3 |
| SAMTLIGA | 243 | 157 | 411 | 242 | 614 | 1293 | 445 | 4339 | 4593 | 534 | 1804 | 1193 | 231 | 437 | 1316 | 491 | 4457 | 1317 |

| INFLYTT. TILL | UTFLYTTADE FRÅN | | | | | | | | | | | | | | | | | |
|------------------|-----------------|------|------|------|------|------|------|------|------|------|------|------|------|------|------|------|------|------|
| | 0683 | 0684 | 0685 | 0686 | 0687 | 0760 | 0761 | 0763 | 0764 | 0765 | 0767 | 0780 | 0781 | 0821 | 0834 | 0840 | 0860 | 0861 |
| 0114 | 4 | | | | | | | | 1 | | | | 1 | 2 | | | 1 | 3 |
| 0115 | | | | 1 | | | | | | 2 | | | | | | | | |
| 0120 | 3 | | | | | | | | | | | 2 | 1 | | | | 9 | 1 |
| 0123 | 2 | | 1 | | | 1 | | 5 | 17 | 1 | | 14 | 2 | | | 4 | | 1 |
| 0125 | | | | | | | | | | | | 3 | | | | | | |
| 0126 | 1 | 1 | 2 | | 6 | 1 | 1 | | 46 | 1 | | 14 | 3 | | | | 9 | |
| 0127 | 6 | 1 | 8 | 1 | 8 | 6 | 1 | 9 | 40 | 1 | 2 | 42 | 9 | 1 | 1 | 1 | 18 | 1 |
| 0136 | 1 | 1 | | | 7 | 3 | | | 4 | 2 | 3 | 3 | | | | | | 4 |
| 0138 | 3 | 2 | 1 | | | 2 | | | | | | 1 | 1 | 1 | 6 | | 1 | 1 |
| 0139 | | | | | | | | | | 6 | | | 5 | 1 | 6 | | 3 | |
| 0160 | | | | 2 | 1 | | 1 | 1 | 1 | | | 8 | 1 | | 1 | | | 3 |
| 0162 | | 1 | | 3 | | | 1 | 1 | | | | 1 | | | | | 1 | |
| 0163 | 2 | | 2 | 2 | 5 | 1 | | | 12 | | | 11 | | | | 3 | | |
| 0180 | 33 | 3 | 38 | 29 | 43 | 10 | 1 | 5 | 62 | 7 | 27 | 103 | 29 | 5 | 5 | 15 | 14 | 16 |
| 0181 | 3 | 5 | 5 | 6 | 1 | 8 | | 3 | 25 | | | 23 | 7 | | 3 | | 15 | |
| 0182 | 3 | 3 | 1 | 1 | 1 | | | | 8 | 1 | 4 | 11 | 1 | | | | 2 | 1 |
| 0183 | 2 | | | 2 | | | | | | | | 2 | | 1 | | 1 | | 2 |
| 0184 | 2 | | 1 | 4 | 4 | 1 | | 4 | 3 | | | 6 | 1 | 1 | | | 7 | 17 |
| 0186 | 1 | 1 | 4 | 2 | | | | | 1 | | | 2 | 1 | 1 | | | | |
| 0187 | | | | | | | | | 7 | | 4 | 6 | | | | | 1 | 1 |
| 0188 | | | | | | | 1 | | | 1 | | | | | 3 | | 1 | |
| 0191 | | | | | | 1 | | | 8 | | 4 | | | | | | 1 | |
| 0192 | | | 2 | | | | | | | | | 10 | | | | | 1 | |
| 0305 | | | | | | | | 1 | | | | 6 | 11 | | | | 1 | |
| 0319 | | | | | | | | | | | | | | | | | | |
| 0360 | | | | | | | | | | | | 2 | | | | | 2 | |
| 0380 | 5 | 1 | 2 | 1 | 6 | | 1 | 10 | 12 | 2 | 3 | 15 | 5 | 7 | | 2 | 2 | |
| 0381 | 2 | | 1 | 1 | | | | | | | | 1 | 3 | | | | | 2 |
| 0382 | | | 4 | | | | | | 5 | | | 3 | 1 | | | | | |
| 0428 | 1 | 3 | | | | | | | | | | 1 | 4 | | | | | |
| 0480 | | | | | 11 | 1 | | 5 | | 1 | 1 | 5 | 7 | 4 | | | 7 | 5 |
| 0481 | | | | | 1 | | | | 5 | | | 5 | | | | | | |
| 0482 | | | | | 2 | | | | 3 | | | 1 | | | | | 2 | |
| 0483 | | | 10 | 3 | | | 4 | | 1 | | | 3 | 1 | | | | 2 | |
| 0484 | 9 | 1 | 1 | 6 | 5 | | | 1 | 6 | 5 | 2 | 5 | 5 | 1 | 1 | | 2 | |
| 0486 | 1 | | | 3 | 2 | | | | 2 | | | 5 | | | | 2 | 3 | |
| 0509 | 2 | | | | 55 | | | | 3 | 5 | | | | | | | | |
| 0512 | | | | 26 | 123 | 1 | | | | | | | | | | | 1 | 4 |
| 0513 | 1 | | 1 | 1 | 1 | | | | | 4 | | 1 | | | | | 7 | 1 |
| 0560 | | | | | 28 | 1 | | | | | | 3 | | | | | 1 | |
| 0561 | | | | 3 | 7 | | | | | | | 7 | | 1 | | | 1 | |
| 0562 | 1 | 1 | 1 | 3 | 5 | 1 | | | | | | 1 | | 1 | | 1 | 3 | 5 |
| 0563 | | | | | | 9 | | | | 1 | | 1 | 1 | | | | 1 | |
| 0580 | 15 | 5 | 20 | 28 | 73 | 3 | 2 | | 1 | 7 | 5 | 32 | 5 | 5 | 1 | 8 | 14 | 2 |
| 0581 | 10 | 6 | 8 | 5 | 12 | 2 | | | 14 | 3 | | 9 | 9 | 2 | | | 7 | 1 |
| 0582 | | | | | | | | | | 1 | | 2 | 1 | | | | | |
| 0583 | 2 | | 11 | 1 | 20 | | 4 | 1 | 1 | | | 3 | 1 | | | 1 | | |
| 0586 | | | 6 | 8 | 16 | | | 1 | | | | 10 | 3 | | | 1 | | |
| 0604 | 1 | | 7 | 44 | 88 | | | | | | | | | | | | 2 | |
| 0617 | 71 | 7 | 3 | 1 | 2 | | | | 1 | 1 | 5 | 12 | 1 | 1 | | | | 1 |
| 0662 | 110 | 9 | 9 | 4 | | 5 | 1 | 3 | 9 | | 1 | 4 | 3 | | | 3 | 2 | |
| 0665 | 56 | 7 | 12 | 11 | 5 | 1 | | 3 | 1 | | | 3 | 5 | | | | | 2 |
| 0680 | 81 | 33 | 57 | 53 | 60 | 17 | 5 | 6 | 10 | 7 | 2 | 82 | 10 | 3 | 1 | 2 | 16 | 7 |
| 0682 | 18 | 36 | 59 | 98 | 15 | 4 | 3 | | | | | 17 | 1 | 6 | 5 | | 2 | 4 |
| 0683 | | 18 | 30 | 8 | 5 | 2 | 2 | 4 | 15 | | 6 | 30 | 63 | 1 | | 5 | | |
| 0684 | 11 | | 61 | 11 | 1 | | 4 | | 3 | 2 | | 25 | | | | | 5 | 1 |
| 0685 | 8 | 35 | | 52 | 16 | 18 | 6 | 2 | 2 | | | 27 | 1 | 1 | | | 44 | 3 |
| 0686 | 15 | 10 | 72 | 28 | | 6 | | | 3 | 4 | | 12 | | | | | 32 | 2 |
| 0687 | 12 | 1 | 16 | 34 | | | | 1 | 6 | 2 | | 4 | 2 | 1 | | | 6 | 2 |
| 0760 | | 13 | 19 | 4 | 5 | | 14 | 4 | 16 | 2 | 7 | 98 | 3 | 7 | 1 | | 6 | |

**Tabell 2 (forts) Inrikes omflyttning mellan kommuner samt immigranter, emigranter och överförda från och till obefintlig-
registret kommunvis 1975**

| INFLYTT. TILL | UTFLYTTADE FRÅN | | | | | | | | | | | | | | | | | | |
|------------------|-----------------|------|------|------|------|------|------|------|------|------|------|------|------|------|------|------|------|------|--|
| | 0683 | 0684 | 0685 | 0686 | 0687 | 0760 | 0761 | 0763 | 0764 | 0765 | 0767 | 0780 | 0781 | 0821 | 0834 | 0840 | 0860 | 0861 | |
| 0761 | | | 5 | 1 | | 22 | | 6 | 9 | 7 | | 210 | 11 | | 1 | | | 2 | |
| 0763 | 2 | 4 | | | | 1 | 17 | | 9 | 3 | | 206 | 1 | | | | | | |
| 0764 | 23 | 1 | 5 | | | 6 | 20 | 14 | | 18 | 8 | 326 | 37 | | | 1 | | 1 | |
| 0765 | 7 | | 1 | 2 | | 4 | 9 | 5 | 44 | | 6 | 64 | 22 | 3 | | | 4 | | |
| 0767 | | | 5 | | | | 1 | 3 | 1 | 28 | | 16 | 63 | | | | 2 | 1 | |
| 0780 | 56 | 23 | 27 | 11 | 15 | 144 | 113 | 172 | 345 | 93 | 16 | | 82 | 21 | 9 | 9 | 49 | 4 | |
| 0781 | 79 | 1 | 2 | | 4 | 9 | 3 | 4 | 41 | 23 | 90 | 70 | | | | | | | |
| 0821 | | 1 | 4 | 4 | | 6 | 3 | | | | | 14 | | | 5 | 2 | 24 | 23 | |
| 0834 | | | | | | 1 | | | | | 1 | 6 | | 3 | | 5 | | 1 | |
| 0840 | 4 | | 1 | 2 | 1 | 1 | | 1 | | | | 21 | 1 | 6 | 3 | | 5 | 11 | |
| 0860 | 2 | | 37 | 19 | 10 | 11 | 5 | | 2 | | 5 | 19 | | 26 | | 6 | | 10 | |
| 0861 | 4 | 1 | | 1 | 2 | 14 | | 3 | 1 | | 1 | 8 | | 35 | 1 | 8 | 16 | | |
| 0862 | 9 | 1 | 2 | | 1 | 7 | 27 | 8 | | 6 | 4 | 23 | | | 17 | 2 | 5 | 5 | |
| 0880 | 6 | 8 | 21 | 7 | 7 | 16 | 4 | 3 | 2 | 2 | 1 | 81 | 7 | 32 | 87 | 155 | 29 | 104 | |
| 0881 | 4 | | 8 | 8 | | 16 | 3 | 5 | 3 | | 2 | 24 | | 15 | 8 | 6 | 4 | 10 | |
| 0882 | 1 | | 25 | 13 | | 9 | 4 | 4 | 5 | 2 | 8 | 22 | 6 | 61 | 7 | 9 | 66 | 148 | |
| 0883 | 3 | 6 | 6 | 9 | 4 | | 1 | 1 | 2 | 3 | 1 | 20 | 1 | 1 | 7 | 2 | 33 | 4 | |
| 0884 | 2 | | 8 | 25 | 6 | 1 | 1 | | | | | 8 | 1 | | | | 56 | 3 | |
| 0885 | | | 6 | 2 | 2 | 1 | | | 1 | | | 26 | 5 | 5 | 4 | 24 | 5 | 2 | |
| 0980 | 2 | | 2 | 12 | | 4 | | 2 | | | | 5 | | | 1 | | 6 | 1 | |
| 1060 | 1 | | | | | 1 | | 17 | 2 | 9 | | 11 | 1 | | 2 | 1 | | 2 | |
| 1080 | 10 | 2 | 6 | 11 | 1 | 3 | 4 | 9 | 9 | 7 | 6 | 40 | 32 | 4 | 28 | 9 | 6 | 7 | |
| 1081 | 1 | | 2 | 1 | 1 | 3 | 8 | 30 | 15 | 7 | 3 | 58 | 14 | 1 | 3 | 2 | 5 | 2 | |
| 1082 | 3 | | 2 | | 4 | | 2 | 25 | 8 | 5 | 6 | 32 | 2 | | 2 | 1 | | 2 | |
| 1083 | | | | 1 | | 2 | | 7 | 9 | | | 9 | 1 | | | | 2 | | |
| 1121 | 1 | | | | | 4 | | 1 | | 13 | 7 | 8 | 2 | | | | | | |
| 1137 | 1 | | | | | | | | | 1 | 19 | 3 | 2 | | | | 3 | | |
| 1160 | 3 | | | | | | | | 1 | | | 3 | 1 | | | 1 | 2 | | |
| 1162 | 1 | | | | | | | | 2 | 3 | 2 | | | | | | | | |
| 1163 | | | | | | 2 | | 1 | | 51 | 4 | 17 | 7 | | | | | | |
| 1165 | 2 | | | | | | | | | | 6 | | 5 | | | | | | |
| 1166 | | | 1 | | 1 | 10 | | 1 | | 4 | 3 | | 4 | | | | | | |
| 1167 | 1 | | | | 2 | | | | 1 | | | 1 | | | | | | | |
| 1168 | 6 | | 1 | 2 | 2 | | | | 4 | 1 | | | 6 | | | | 1 | | |
| 1180 | 2 | 3 | 3 | 12 | 4 | | 1 | 5 | 6 | 24 | 13 | 28 | 9 | | 4 | 4 | 2 | 1 | |
| 1181 | 1 | | | | | | | | | | | | 3 | | | | | 1 | |
| 1182 | 2 | | | | 1 | | | 2 | | | 6 | 13 | 4 | | | | | | |
| 1183 | 1 | 5 | 4 | | 2 | 8 | 2 | | 5 | 19 | 46 | 16 | 29 | 1 | | 1 | 1 | | |
| 1214 | | | 1 | | | | | | | | | 2 | 1 | | | 3 | | | |
| 1229 | | | | | | | | | | | | | | | | | | | |
| 1230 | | | 4 | | | | 1 | | 8 | | 1 | 4 | | | | | | | |
| 1231 | 1 | | | | | | | | 3 | | | 1 | | | | | | | |
| 1233 | 1 | | | | | | | | 5 | | 1 | 6 | | 2 | | 1 | 1 | | |
| 1260 | | | | | 1 | 2 | | 1 | 1 | 1 | | 5 | 4 | | | | | 2 | |
| 1261 | | | | | | 4 | 4 | 1 | 7 | 5 | 1 | 10 | | | | 4 | | | |
| 1262 | | | | 1 | | | | | | 3 | | 5 | | 1 | | | | | |
| 1263 | | | | | | | 3 | | | | | 4 | | | | | 3 | | |
| 1264 | 2 | | | | | 4 | | | | | | 3 | | | | | 1 | | |
| 1265 | | | 1 | | | | | | 1 | | | | 1 | | | | | | |
| 1266 | | | | | 5 | | | 1 | 1 | | 4 | 1 | 1 | | 2 | 1 | | | |
| 1267 | 3 | | | | | | | | | 1 | 2 | 2 | 3 | | | | | | |
| 1280 | 19 | 9 | 14 | 12 | 9 | 13 | 10 | 14 | 57 | 12 | 21 | 87 | 28 | 2 | 3 | 10 | 10 | 9 | |
| 1281 | 12 | 3 | 12 | 13 | 12 | 6 | 8 | 13 | 25 | 19 | 10 | 101 | 21 | | 6 | 9 | 18 | 4 | |
| 1282 | 3 | 1 | | 4 | | | 1 | 1 | 1 | 9 | 1 | 6 | 16 | | | 6 | 5 | | |
| 1283 | 16 | 4 | 9 | 15 | 6 | 1 | 5 | 7 | 7 | 7 | 7 | 39 | 10 | 2 | | 3 | 4 | 1 | |
| 1284 | 2 | | 1 | | | 4 | 3 | 5 | 4 | | 2 | 7 | 1 | | | | | | |
| 1285 | | 3 | | | | 1 | | | 16 | | 6 | 1 | 4 | | 4 | 1 | | | |
| 1286 | 8 | | | 1 | | | | 2 | 1 | 1 | 6 | 4 | | | 4 | | | | |
| 1287 | 4 | | | | 1 | 5 | 4 | 12 | 3 | | 2 | 1 | 1 | | | 2 | | | |
| 1315 | 6 | | | | 1 | | 3 | | 5 | | 14 | 7 | 15 | | | | 12 | | |

| INFLYTT. TILL | UTFLYTTADE FRÅN | | | | | | | | | | | | | | | | | |
|------------------|-----------------|------|------|------|------|------|------|------|------|------|------|------|------|------|------|------|------|------|
| | 0683 | 0684 | 0685 | 0686 | 0687 | 0760 | 0761 | 0763 | 0764 | 0765 | 0767 | 0780 | 0781 | 0821 | 0834 | 0840 | 0860 | 0861 |
| 1380 | 35 | 1 | 21 | 4 | 1 | 1 | 2 | 3 | 14 | 3 | 23 | 72 | 53 | 1 | | | 16 | |
| 1381 | 2 | | 1 | 1 | | | | | 1 | 1 | 29 | 1 | 6 | | | | | |
| 1382 | 8 | | 9 | | 1 | | | 2 | | 1 | 3 | 7 | 9 | | | | | |
| 1383 | 1 | 3 | 1 | 9 | | | | | | 2 | | 16 | 11 | | | 1 | 2 | 1 |
| 1384 | 1 | | | 9 | 4 | | | | | | | 4 | 8 | | | | 2 | |
| 1401 | 4 | 1 | | | | | | | | | | 4 | 2 | | | | | |
| 1402 | | | 8 | 1 | 1 | | 1 | | 3 | | | 11 | 1 | | 1 | | 6 | |
| 1407 | | 1 | | | | | | | | | | | | | | | | |
| 1415 | | | 1 | 1 | 4 | | | | | | | 2 | 1 | | | | 4 | 1 |
| 1419 | | 2 | 2 | | | 1 | | | | 2 | | 3 | | | | | | |
| 1421 | | 1 | | | | | | | | | | | | | | | | |
| 1427 | | | | 1 | | | | | | | | | | | | | | |
| 1430 | | | | | | | | | | | | | | | | | 1 | |
| 1435 | | | | 1 | | | | | | | | | | | | | | |
| 1480 | 43 | 16 | 38 | 14 | 21 | 11 | 9 | 8 | 57 | 20 | 10 | 113 | 19 | 1 | 6 | 9 | 18 | 17 |
| 1481 | 10 | 4 | 4 | 1 | 1 | 1 | | | 3 | | | 11 | 9 | 3 | 1 | | 1 | |
| 1482 | 3 | | 1 | 2 | 2 | | 1 | | | | | | | | | | 2 | |
| 1484 | | | | | 1 | | | | | | | | 2 | | | | | |
| 1485 | | 1 | 4 | 1 | | | | | | 4 | 1 | 16 | | | 3 | 1 | | |
| 1486 | | | | | | | | | | | | | | | | | | |
| 1504 | | | | | | | | | | | | | | | | | | |
| 1507 | | | | | | | | | | | | | | | | | | |
| 1521 | | | | 1 | | | | | | | 2 | 1 | 3 | | | | | |
| 1524 | | | | | 1 | | | | | | | 9 | | 2 | | | | |
| 1527 | | 4 | | | | | | | | | | | | | | | 1 | |
| 1552 | 2 | 1 | | | | | | 1 | | | | 6 | | | 1 | | 1 | |
| 1560 | | | | | | | | | | | | 1 | | | | | | |
| 1561 | | | | | | | | | | | | | | | | | | |
| 1562 | | | 1 | | | | | 4 | | | | | 2 | | | | | |
| 1563 | 1 | | | 5 | 1 | | | | | | | 5 | | | | 1 | | |
| 1565 | 1 | | | | | | | | 1 | | | 2 | | | | | | 1 |
| 1566 | 1 | | | | | | | | | | | | | | | | | |
| 1580 | | 4 | | | 1 | 1 | | | | | | | 2 | | | | | |
| 1581 | 5 | | | 2 | 4 | 2 | | | 23 | 2 | 2 | 9 | | | 1 | | 4 | |
| 1582 | 3 | 1 | | | | | | | 1 | | | | 2 | | | 2 | | |
| 1583 | 9 | 1 | 4 | 17 | 4 | 3 | | | 5 | 6 | 4 | 28 | 4 | | | 1 | 1 | |
| 1584 | 1 | | 1 | | 2 | 1 | | | | 3 | | 14 | 4 | | | | | 3 |
| 1585 | | | | 1 | | | | 4 | | | | | | | | | 5 | |
| 1602 | | | | | | | | | | | | | | | | | | |
| 1622 | 2 | | 5 | | | | | | 1 | | | 4 | | | | | | |
| 1623 | 4 | | 1 | 1 | | | | | | | | 4 | | | | | | |
| 1637 | 1 | | | | 1 | 1 | | | | | | | | | | | | |
| 1643 | | | | | | | 3 | | | | | | | | | | | |
| 1660 | | | | | | | | | | | | | 4 | | | | | |
| 1661 | 1 | | 5 | | | | | | | | | | | | | | 1 | |
| 1662 | | | | 3 | | | | | | | | 1 | | | | | 4 | |
| 1663 | | 1 | | | | | | | | | | 3 | | | | | | |
| 1680 | 7 | 2 | | 1 | | | 1 | | | | | 7 | | | 1 | | 2 | |
| 1681 | 4 | 4 | | 1 | 5 | | | | 8 | | | 1 | | | | | 1 | |
| 1682 | 1 | | | | | | 5 | 5 | | | | | | | | | 1 | 1 |
| 1683 | 1 | 4 | 3 | 1 | 2 | 1 | | 1 | 1 | | | 6 | | | | | 1 | |
| 1684 | | | 3 | 4 | | | | 1 | | | | 3 | | | | | 4 | 1 |
| 1685 | 1 | | 2 | 2 | | 1 | | | | | 1 | 3 | | | | | | |
| 1686 | 3 | 1 | 1 | | 2 | | | | | | 3 | 5 | | | | | 1 | |
| 1715 | | | 3 | | | | | | | | | 6 | 4 | | | | | |
| 1730 | | | | | | | | | | | | | | | | | | |
| 1737 | 3 | | 2 | | | | | | 1 | | | | | | | | | |
| 1760 | | | | | | | | | | | | | | | | | | |
| 1761 | | | | 1 | | | | | | | 5 | | | | | | | 2 |
| 1762 | | | | | | | | | | | | 2 | | | | | | |

**Tabell 2 (forts) Inrikes omflyttning mellan kommuner samt immigranter, emigranter och överförda från och till obefintlig-
registret kommunvis 1975**

| INFLYTT. TILL | UTFLYTTADE FRÅN | | | | | | | | | | | | | | | | | |
|------------------|-----------------|------|------|------|------|------|------|------|------|------|------|------|------|------|------|------|------|------|
| | 0683 | 0684 | 0685 | 0686 | 0687 | 0760 | 0761 | 0763 | 0764 | 0765 | 0767 | 0780 | 0781 | 0821 | 0834 | 0840 | 0860 | 0861 |
| 1763 | | | 3 | | | 5 | | | | | | | | | | | 7 | |
| 1764 | 1 | | | | | | | | | | | | | | | | | |
| 1765 | | | | | | | | | | | | | | | | | | |
| 1766 | | | | | | | | | | | | | | | | | | |
| 1780 | 7 | | | 1 | 2 | | | | 3 | | 6 | 25 | 2 | | | | 4 | 4 |
| 1781 | 5 | | | | 4 | | | | 25 | 1 | | 5 | | | | | | 6 |
| 1782 | | | | | | | | | | | | 6 | | | | | | |
| 1783 | | | | | | | | 1 | | | | 2 | 4 | | | | | 1 |
| 1784 | | | 1 | | 2 | | | | | | | 1 | | | | | | |
| 1785 | | | 1 | | | | | | | | 6 | 2 | | 5 | | | | |
| 1860 | | | | 2 | 1 | 3 | | | 7 | | | | | | | | | 1 |
| 1861 | | | 1 | 5 | | | | | | | | | 1 | | | 1 | | 1 |
| 1862 | | 1 | | 1 | | | | | | 1 | | | | | | | | |
| 1863 | 3 | | | | | | | | | | | | 2 | | | | | |
| 1864 | | | | | | | | | | | | 2 | 1 | | | | | |
| 1880 | 10 | 2 | 8 | 7 | 2 | 5 | 1 | 1 | 4 | 1 | 3 | 42 | 2 | | | 1 | 2 | 7 |
| 1881 | | | | | 1 | | | | | | 1 | 2 | | | | | | 5 |
| 1882 | | | | | 1 | | | | | | | 1 | | | | | 3 | |
| 1883 | | | | | | 4 | | | | | 3 | 7 | 10 | | | | 1 | |
| 1884 | | | | | | | | | | | | 3 | | | | | | |
| 1885 | 4 | | 1 | 1 | | | | | | | | 8 | | | | | 4 | |
| 1904 | | | | | | | | | | | | | | 1 | | | | |
| 1907 | | | | | | | | | | | 1 | | | | | | | |
| 1917 | | | | | | | | | | | 6 | 1 | | | | | | |
| 1960 | | | | | | | | | | 1 | | | | | | | | |
| 1961 | | | | 1 | | | | | 3 | | | 2 | | | | | | |
| 1962 | | | | | | | | | 4 | | | | | | | | | |
| 1980 | 8 | 3 | 10 | | 5 | | 1 | 1 | 17 | | 2 | 11 | 13 | 1 | 5 | | 3 | 15 |
| 1981 | | | 4 | | 1 | | | | 1 | | | | | 1 | | | | |
| 1982 | | | | 2 | | | | | | | | 1 | | 2 | | | | |
| 1983 | 3 | | 1 | | | | | 1 | | 3 | 1 | 1 | | | | | | |
| 1984 | | | | 1 | | | | | | | | 6 | | 1 | | | | |
| 2021 | | | | | | | | | | | | | | | | | | |
| 2023 | | | | 3 | | | | | | | | | | | | | | |
| 2026 | | | | | | | | | | | | | | | | | | |
| 2029 | | | | | | | | | | | | | | | | | | |
| 2031 | | | | | | | | | | | | | | | | | | |
| 2034 | 1 | | 2 | | 6 | | | | | | | | | | | | | |
| 2039 | | | | | | | | | | | | | | | | | | |
| 2061 | 2 | | | | 1 | 1 | | | 5 | | | | | | | | | |
| 2062 | | | | | | | | | | | | | | | | | | |
| 2080 | 3 | | 3 | 6 | | | | 1 | | | | 8 | | | | | | |
| 2081 | | | 1 | 2 | 6 | | | | 3 | | 1 | 3 | 4 | | | | 5 | |
| 2082 | | | | | | | | | | | | | 2 | | | | | |
| 2083 | | | | | | | | | | | | 5 | | | | | | |
| 2084 | | | | | 1 | | | 4 | | | | | | | | | | |
| 2085 | 2 | | 1 | 1 | 1 | 1 | | | 3 | 3 | 3 | 3 | 1 | | | | 4 | 1 |
| 2101 | | | | | | | | | | | | | | | | | | |
| 2104 | | | | | 1 | | | | 4 | | | 1 | 3 | | 1 | | | |
| 2121 | | | | | 5 | | | | | | | | | | | | | |
| 2132 | | | | | | | | | | | | | | | | | | |
| 2161 | | | | 3 | | | | | | | | | | | | | | |
| 2180 | 12 | | 1 | | 5 | 6 | 3 | 1 | 7 | 5 | | 19 | | | | | 14 | |
| 2181 | | | | | | 2 | 2 | | 1 | 1 | 2 | 2 | 3 | | | | | |
| 2182 | 4 | | | | 5 | | | | | | | | 1 | | | | 3 | 6 |
| 2183 | | | | 1 | | | | | | | | 2 | | | | | | |
| 2184 | 1 | | 2 | | | 3 | 5 | | | | | | 1 | | | 1 | | |
| 2260 | | | | | | | | | | 1 | | | | | | | | |
| 2262 | | | | | | | | | | | | 4 | 7 | | 2 | | 1 | |
| 2280 | | | | | | | | 2 | | | | 8 | 1 | | | | | |

| INFLYTT. TILL | UTFLYTTADE FRÅN | | | | | | | | | | | | | | | | | |
|------------------|-----------------|------|------|------|------|------|------|------|------|------|------|------|------|------|------|------|------|------|
| | 0683 | 0684 | 0685 | 0686 | 0687 | 0760 | 0761 | 0763 | 0764 | 0765 | 0767 | 0780 | 0781 | 0821 | 0834 | 0840 | 0860 | 0861 |
| 2281 | 2 | 2 | 2 | 5 | | | | | | | 3 | 8 | 1 | | | | | |
| 2282 | 3 | | | 1 | 2 | | | | | | | 4 | | | | | | 5 |
| 2283 | 1 | | | | | | | | 3 | | | 2 | | | | 1 | | |
| 2284 | | 4 | 1 | 4 | | 1 | | | 2 | | | | | | | | 2 | 1 |
| 2303 | 2 | | | | | | | | | | | | | | | 1 | | |
| 2305 | | | | | | | | | | | | | | | | | | |
| 2309 | | | | | | 3 | | | | | | 5 | | | | | 5 | |
| 2313 | 2 | 2 | | 2 | | 2 | | | | | | 1 | | | | | | |
| 2321 | | | | 1 | | | | | | | | | | 4 | | | | |
| 2326 | | | | | | | | | | | | | | | | | | |
| 2361 | 7 | | | 1 | | | | | | | | 4 | | | | 6 | | |
| 2380 | 4 | 3 | 1 | | 1 | | | 1 | | | 1 | 11 | | | | | 4 | |
| 2401 | | | | | | | | | | | | | | | | | | |
| 2404 | | | | | | | | | | | | | | | | | | |
| 2409 | | | 2 | | | | | | | | | 1 | | | | | | |
| 2417 | | | | | | | | | | | | | | | | | | |
| 2421 | | | | | | | | | | | | | | | | | | |
| 2422 | | | | 1 | | | | 1 | | | | | | | | | | |
| 2460 | 3 | | | | | | | | | | | | | | | | | |
| 2462 | | | | | | | | | | | | | | | | | | 1 |
| 2463 | | | | | | | | | | | | | | | | | | |
| 2480 | 3 | | 3 | 5 | 2 | | 3 | 6 | 1 | | 2 | 9 | 2 | | | | 2 | 2 |
| 2481 | | | | | | | | | | | | | | | 1 | | | |
| 2482 | 1 | | 1 | | | | | | | | | 5 | 7 | | | 1 | | 1 |
| 2505 | | | | | | | | | | | | | | | | | | |
| 2506 | | | | | | | | | | | | | | | | | | |
| 2510 | | 1 | 3 | | | | | | | | 1 | | | | | | | |
| 2513 | | | | | | | | | | | | | | | | | | |
| 2514 | 2 | | | | | | | | | | | | | 5 | | | | |
| 2518 | | | | | | | | | | | | | | | | | | |
| 2521 | | | | | | | | | | | | | | | | | | |
| 2523 | 1 | | | | | | | | | | | 1 | | | | | | |
| 2560 | | | | | | | | | | | | 1 | | | | | | |
| 2580 | | | 1 | 6 | 1 | | | 1 | 7 | | 1 | 5 | | | | | 5 | 2 |
| 2581 | 3 | | | 3 | | | | | | 1 | | 5 | 1 | | | | | |
| 2582 | 1 | | | 3 | | 1 | | | 5 | | | 4 | | | | | | |
| 2583 | 1 | | | | | | | | 6 | | | | | 1 | | | 2 | |
| 2584 | 8 | | | | | 1 | | | | | | | | | | | 4 | |
| OB | | | | | | | | | 5 | | | | | | | | | 1 |
| UTLANDET | 87 | 25 | 56 | 21 | 17 | 37 | 22 | 40 | 123 | 36 | 60 | 132 | 65 | 2 | 3 | 5 | 53 | 19 |
| DÄRAV | | | | | | | | | | | | | | | | | | |
| DANMARK | 25 | 12 | 9 | 3 | 1 | 8 | 15 | 23 | 32 | 23 | 33 | 21 | 26 | 1 | | 1 | 31 | 8 |
| FINLAND | 32 | | 2 | 5 | 1 | | 1 | | 18 | 1 | 6 | 5 | 13 | | | 1 | 13 | 1 |
| NORGE | 1 | 3 | 5 | 5 | 1 | | | | 1 | 2 | 1 | 13 | | 1 | | | 2 | |
| GREKLAND | 13 | 2 | 22 | | | 12 | 2 | 5 | 20 | 4 | 7 | 9 | 11 | | | | 7 | 3 |
| JUGOSLAV | 3 | 4 | 2 | | 2 | 2 | 1 | 1 | 9 | | 7 | 1 | 9 | | | | | |
| POLEN | 1 | 1 | | | | | | | | | 2 | 1 | | | | | | |
| TYSKLAND | 4 | | 1 | 1 | 4 | 6 | 1 | 7 | 8 | 5 | | 13 | 1 | | | 2 | | |
| USA | 2 | | 1 | 2 | 1 | | | | 4 | | | 3 | 1 | | | | | |
| SAMTLIGA | 1170 | 376 | 932 | 826 | 906 | 546 | 393 | 539 | 1386 | 561 | 605 | 3161 | 958 | 300 | 264 | 370 | 841 | 556 |

Tabell 2 (forts) Inrikes omflyttning mellan kommuner samt immigranter, emigranter och överförda från och till obefintlig-registret kommunvis 1975

| INFLYTT- TILL | UTFLYTTADE FRÅN | | | | | | | | | | | | | | | | | |
|------------------|-----------------|------|------|------|------|------|------|------|------|------|------|------|------|------|------|------|------|------|
| | 0862 | 0880 | 0881 | 0882 | 0883 | 0884 | 0885 | 0980 | 1060 | 1080 | 1081 | 1082 | 1083 | 1121 | 1137 | 1160 | 1162 | 1163 |
| 0114 | | 2 | | | 3 | 3 | | 5 | | 6 | | 3 | | | | 1 | | 2 |
| 0115 | | 2 | | | 1 | | | 6 | | 4 | 3 | | | | | | | |
| 0120 | | | | 5 | | | | 3 | | 4 | 1 | | | | | | | |
| 0123 | 2 | 3 | | 4 | 6 | | | 8 | | 11 | | | 1 | 2 | 1 | | | |
| 0125 | | 5 | 1 | 4 | | | 4 | 3 | | 2 | | | | | | | | |
| 0126 | 2 | 4 | 5 | 9 | 5 | 3 | 6 | 23 | | 6 | 2 | 5 | 2 | | | | 2 | |
| 0127 | 3 | 17 | 5 | 24 | 20 | 1 | | 35 | 1 | 23 | 7 | 13 | 6 | | | | 2 | 1 |
| 0136 | 2 | 4 | 1 | 6 | 10 | | | 14 | 7 | 25 | 3 | | 1 | | 1 | | | |
| 0138 | | | | 4 | 5 | 1 | | 11 | | 8 | | 2 | | 1 | 1 | | | |
| 0139 | | 2 | | | 1 | | | 1 | | 2 | | 2 | | | | 3 | | |
| 0160 | | | 1 | 1 | | 1 | 1 | 8 | 1 | 19 | 1 | 1 | | | | | | |
| 0162 | | 1 | | 1 | 1 | 4 | 2 | 4 | | 5 | 4 | | | | | | | |
| 0163 | 4 | 8 | 2 | 1 | 1 | | | 10 | | 6 | | 1 | 2 | | 4 | 1 | | 1 |
| 0180 | 32 | 92 | 15 | 43 | 68 | 28 | 17 | 196 | 18 | 87 | 39 | 39 | 4 | 15 | 7 | 4 | 34 | 2 |
| 0181 | 8 | 20 | | 13 | 35 | 3 | 2 | 28 | 7 | 9 | 6 | 5 | 2 | | 1 | | | 1 |
| 0182 | 4 | 8 | | 4 | 6 | | | 23 | | 19 | 2 | 5 | 1 | 1 | | | | |
| 0183 | | 2 | | 2 | 1 | | 1 | 4 | 2 | 3 | 1 | | | 2 | | | | |
| 0184 | 4 | 12 | 1 | 6 | 4 | 4 | 4 | 14 | 2 | 8 | 5 | 2 | 1 | 6 | 1 | | | |
| 0186 | 2 | 10 | 3 | 3 | 6 | 2 | 3 | 15 | 3 | 3 | 1 | 2 | | | | | | |
| 0187 | | 1 | | 2 | 4 | | 6 | 4 | 5 | 16 | | 4 | 1 | 3 | | | | 1 |
| 0188 | | 2 | 1 | | 5 | | 4 | 2 | | | 2 | 2 | | | | | | 1 |
| 0191 | 1 | 1 | | 3 | 1 | 2 | 1 | 6 | | 7 | | 1 | | | | | | 1 |
| 0192 | | 2 | | | 2 | | | 6 | | 8 | | 1 | | | | | | |
| 0305 | | | 1 | | | | | | 1 | 1 | | | | 1 | | | | 2 |
| 0319 | | | | | | | | 3 | | | | | | | 1 | | | |
| 0360 | | | | 1 | 3 | | | | | | 4 | | | | | | | |
| 0380 | 1 | 22 | 11 | 20 | 24 | 3 | 6 | 63 | 4 | 19 | 4 | 7 | 1 | | | | 1 | |
| 0381 | | | | 1 | 4 | | | 6 | | 3 | | 1 | | | 1 | | | |
| 0382 | | | | | 13 | | | 3 | 3 | | | | | | | | | |
| 0428 | | 3 | | | | 1 | | 1 | | 1 | | | | | | | | |
| 0480 | | 20 | 2 | 4 | 6 | | 1 | 9 | 1 | 8 | 8 | 5 | 1 | | | 1 | 1 | |
| 0481 | | | | 3 | 3 | | | 2 | | 2 | 2 | 4 | | | | | | |
| 0482 | 4 | | | | 1 | 5 | | 2 | | | | 5 | 1 | | | | | |
| 0483 | | 6 | | 5 | 3 | 1 | | 9 | 4 | 9 | | 2 | | | | | | |
| 0484 | 3 | 7 | 5 | 12 | 36 | 3 | | 19 | 90 | 15 | 3 | 1 | 1 | | | | | |
| 0486 | | | 4 | | 7 | | | 5 | | 1 | 3 | 2 | | | | | | |
| 0509 | | | | | | 1 | | | | | | | | | | | | |
| 0512 | | | | 4 | | 7 | | | | | | | | | | | | |
| 0513 | | 5 | | | 18 | 25 | | | 1 | 3 | 1 | | | | | | | |
| 0560 | | 2 | | | | | | | | | | 2 | | | | | | |
| 0561 | | | | | 31 | 4 | | | 1 | | | | | | | | | |
| 0562 | 3 | 2 | 2 | 6 | 8 | | | 8 | 6 | 6 | 1 | 2 | | | | | | 1 |
| 0563 | | 1 | | | 20 | | | | 6 | 6 | 4 | 4 | | | | | | |
| 0580 | 7 | 37 | 9 | 24 | 110 | 52 | 8 | 23 | 14 | 14 | 14 | 3 | 1 | 1 | 2 | 2 | 1 | 1 |
| 0581 | 1 | 25 | 2 | 12 | 56 | 14 | 1 | 28 | 7 | 19 | 3 | 5 | | 3 | | | 4 | 2 |
| 0582 | | | | 2 | 8 | | | | | | | | | | | | | 2 |
| 0583 | 1 | 9 | 6 | 2 | 26 | 2 | | 3 | 4 | 4 | 2 | 2 | 2 | 1 | | 1 | 3 | |
| 0586 | | 8 | | | 10 | | | 4 | | 1 | | | | | | | | |
| 0604 | | | | | 2 | 10 | | | | | | | | | | | | |
| 0617 | 1 | 4 | | | 1 | 1 | | 3 | | | | 3 | | | | | | |
| 0662 | 1 | | 4 | | 3 | 1 | | | 4 | 7 | 3 | | | | 11 | | | 1 |
| 0665 | | | | 1 | | | | | | | | 5 | | | 2 | | | |
| 0680 | 5 | 31 | 6 | 15 | 40 | 17 | 2 | 26 | 2 | 6 | 16 | 12 | 4 | | 5 | 3 | | 3 |
| 0682 | | 7 | 2 | 3 | 9 | 3 | | 3 | | 6 | | 1 | | | 1 | 1 | | 1 |
| 0683 | 4 | 2 | 2 | 6 | 2 | 2 | | 14 | 2 | 6 | 9 | 2 | | | | | | 3 |
| 0684 | | 7 | 5 | | 2 | | | 1 | | 2 | | 5 | | | | | | |
| 0685 | 1 | 4 | 1 | 10 | 2 | 1 | | | | 3 | 2 | 2 | 1 | 3 | 1 | | 3 | |
| 0686 | 2 | | 4 | 14 | 4 | 18 | | | | 5 | 1 | | | | 1 | | | |
| 0687 | 2 | 2 | 2 | 6 | 9 | 2 | 3 | | 1 | 1 | | | | 6 | 1 | | | 2 |
| 0760 | 6 | 2 | 31 | 4 | 8 | 8 | | 5 | | 5 | 1 | | | 2 | | | 4 | |

| INFLYTT. TILL | UTFLYTTADE FRÅN | | | | | | | | | | | | | | | | | |
|------------------|-----------------|------|------|------|------|------|------|------|------|------|------|------|------|------|------|------|------|------|
| | 0862 | 0880 | 0881 | 0882 | 0883 | 0884 | 0885 | 0980 | 1060 | 1080 | 1081 | 1082 | 1083 | 1121 | 1137 | 1160 | 1162 | 1163 |
| 0761 | 27 | 2 | 11 | 13 | | | 1 | | | 3 | 4 | 6 | | | | | | |
| 0763 | 13 | 7 | 3 | | 2 | | | | 33 | 7 | 31 | 29 | 3 | 10 | 1 | | | 7 |
| 0764 | 1 | 4 | 4 | 2 | 2 | | 2 | 2 | 3 | 2 | 4 | 2 | | | | | 1 | 1 |
| 0765 | | 1 | 1 | | 4 | | | 1 | 9 | 4 | 1 | 6 | 2 | 9 | 1 | 2 | | 37 |
| 0767 | 3 | 2 | | | | | | 2 | | 2 | 1 | 3 | | 1 | 18 | | | 1 |
| 0780 | 26 | 60 | 23 | 20 | 9 | 2 | 2 | 8 | 17 | 57 | 56 | 21 | 6 | 9 | 5 | 2 | 5 | 13 |
| 0781 | | 2 | 1 | | 6 | 2 | 4 | | 2 | 18 | 13 | 6 | 5 | | 4 | | 3 | 12 |
| 0821 | | 22 | 1 | 64 | 4 | | | | | | | | | | | | | |
| 0834 | 6 | 157 | 13 | 4 | 3 | | | | | 42 | 3 | | | | | | | 5 |
| 0840 | 4 | 417 | 13 | 2 | 11 | | 39 | 1 | 1 | | 1 | | | | | | | |
| 0860 | 7 | 27 | 14 | 44 | 27 | 97 | 4 | 2 | | 3 | 5 | 3 | | | | | 2 | 2 |
| 0861 | 1 | 79 | 8 | 137 | 23 | 4 | 1 | 2 | 5 | 1 | 3 | 1 | | | 1 | | 1 | |
| 0862 | | 29 | 43 | 6 | 8 | 4 | 3 | 5 | 1 | 28 | 7 | 1 | 6 | 8 | | 1 | 1 | |
| 0880 | 47 | | 201 | 87 | 45 | 19 | 131 | 17 | 7 | 45 | 11 | 18 | 9 | | 1 | 1 | | 1 |
| 0881 | 70 | 175 | | 18 | 7 | 3 | 5 | | 1 | 15 | 7 | 3 | 4 | | | | | 8 |
| 0882 | 10 | 66 | 15 | | 72 | 33 | 9 | 24 | 1 | 6 | 2 | 1 | 1 | | 1 | 5 | 2 | |
| 0883 | 8 | 26 | 6 | 40 | | 85 | 4 | 11 | | 2 | 1 | 1 | | 3 | 11 | 5 | 2 | 1 |
| 0884 | | 13 | 4 | 18 | 70 | | 2 | 1 | | | 2 | | | | | | | |
| 0885 | 8 | 142 | 2 | 13 | 6 | 4 | | 3 | 1 | 4 | 1 | 1 | | | | | | |
| 0980 | | 26 | 6 | 28 | 11 | 2 | 1 | | | 14 | 9 | 7 | | 1 | | | | 1 |
| 1060 | 10 | 7 | | | 1 | | 1 | 3 | | 8 | 14 | 50 | 44 | 7 | 2 | 5 | 39 | 19 |
| 1080 | 26 | 61 | 10 | 14 | 19 | 10 | 3 | 19 | 27 | | 236 | 74 | 23 | 7 | 1 | 1 | 9 | 4 |
| 1081 | 9 | 21 | 2 | | 1 | | 1 | 2 | 25 | 327 | | 142 | 10 | 3 | 1 | 1 | 2 | |
| 1082 | | 22 | 6 | 23 | | 1 | | 2 | 90 | 55 | 97 | | 72 | 8 | | 3 | 15 | 1 |
| 1083 | | 2 | 2 | 4 | 1 | | | | 56 | 14 | 10 | 103 | | | | 2 | 113 | 4 |
| 1121 | | 5 | 2 | | | | | 2 | 5 | 7 | 4 | 6 | 3 | | 5 | 1 | 15 | 57 |
| 1137 | | | | 1 | | | | | 5 | | | | 2 | 8 | | | 4 | 1 |
| 1160 | | 2 | | | | | | | | 1 | 1 | | | | | | | |
| 1162 | 4 | 2 | | 3 | | 4 | | | 103 | 1 | 2 | 19 | 100 | 11 | | | | 4 |
| 1163 | 10 | 4 | 3 | 1 | 2 | | | 2 | 10 | 1 | 1 | 3 | 5 | 67 | 4 | 2 | 5 | |
| 1165 | | | | | | | | | 2 | 2 | | 5 | | 3 | 27 | | | 2 |
| 1166 | 4 | 6 | | | | | | | | 3 | 8 | | 2 | 1 | 28 | | | 1 |
| 1167 | | | 2 | | 1 | | | | | 2 | | | 4 | | 18 | 2 | | 1 |
| 1168 | | | | | | | | | | | | | 1 | | 9 | 2 | | 1 |
| 1180 | 2 | 9 | 6 | 8 | 5 | 2 | | 4 | 70 | 49 | 31 | 57 | 61 | 201 | 7 | 57 | 132 | 47 |
| 1181 | | 10 | | 3 | | | 5 | | 5 | 3 | 1 | 2 | 3 | 3 | 2 | 106 | 1 | |
| 1182 | 5 | 3 | | 2 | 4 | 2 | 1 | 3 | 2 | 4 | 4 | 3 | 2 | 2 | 29 | | | 5 |
| 1183 | 1 | 5 | 1 | 3 | 2 | 2 | 1 | 9 | 10 | 18 | 3 | 7 | 11 | 98 | 26 | 8 | 24 | 82 |
| 1214 | | | | | | 2 | | | 5 | 2 | | | | | 1 | 2 | | 3 |
| 1229 | | | | | | | | | | | | | | | | 3 | | |
| 1230 | | 4 | | | | | | | | 8 | 4 | 4 | | 10 | 1 | 8 | | 1 |
| 1231 | | 5 | | 2 | | | | | | 7 | 8 | | | 4 | | 6 | | |
| 1233 | | 7 | | | 1 | | | 7 | | 3 | 4 | 3 | | | | 1 | | 1 |
| 1260 | | 5 | | | | | | | 9 | 3 | 4 | 1 | | 4 | 1 | | | 1 |
| 1261 | | | | 2 | | | 1 | 3 | 2 | 3 | | 11 | 4 | 2 | 8 | 6 | | 4 |
| 1262 | 1 | 7 | | | | | | | 2 | 8 | | 5 | | | | 5 | 4 | |
| 1263 | | | 1 | | | 1 | | | 6 | 1 | 5 | | | | | 1 | | |
| 1264 | | 5 | | | 3 | | | | | 2 | 3 | | 1 | | 1 | 6 | | 1 |
| 1265 | | 3 | | 5 | | | | | | 1 | 1 | | | 7 | | 28 | 1 | 2 |
| 1266 | | | | 1 | | | | | 5 | 1 | 2 | | | 5 | | | | |
| 1267 | 4 | 3 | | 1 | 2 | | | | | 1 | 1 | 6 | 4 | 2 | 4 | 1 | 1 | |
| 1280 | 16 | 73 | 24 | 31 | 20 | 8 | 2 | 14 | 60 | 73 | 54 | 57 | 24 | 37 | 3 | 67 | 19 | 33 |
| 1281 | 5 | 60 | 12 | 20 | 17 | 5 | 3 | 7 | 23 | 95 | 26 | 56 | 14 | 16 | 17 | 47 | 9 | 27 |
| 1282 | | 4 | | 8 | 5 | | 1 | 1 | 12 | 11 | 2 | 13 | 15 | 7 | 12 | 3 | 10 | 4 |
| 1283 | 5 | 11 | 15 | 13 | 6 | 3 | 1 | 2 | 13 | 23 | 14 | 10 | 7 | 18 | 42 | 4 | 13 | 8 |
| 1284 | 1 | 2 | 5 | | 1 | | 11 | | 4 | 3 | 4 | 1 | | | 1 | | | 3 |
| 1285 | | 1 | | 1 | 2 | | 4 | | 1 | 5 | | 3 | 1 | 4 | 4 | 8 | 2 | 3 |
| 1286 | | 1 | | 1 | | 3 | | 3 | | 5 | | 6 | 1 | | 1 | 60 | 3 | |
| 1287 | | 3 | | | 3 | | | | | 5 | | 2 | 3 | 2 | 4 | 4 | 1 | |
| 1315 | | 1 | | | 3 | 1 | | | | | 3 | 4 | | | 1 | | | |

| INFLYTT. TILL | UTFLYTTADE FRÅN | | | | | | | | | | | | | | | | | |
|------------------|-----------------|------|------|------|------|------|------|------|------|------|------|------|------|------|------|------|------|------|
| | 0862 | 0880 | 0881 | 0882 | 0883 | 0884 | 0885 | 0980 | 1060 | 1080 | 1081 | 1082 | 1083 | 1121 | 1137 | 1160 | 1162 | 1163 |
| 1763 | | | 1 | | 1 | | | | | | | | | | | | | |
| 1764 | | | | | 1 | | | | | | | | | | | | | |
| 1765 | | | | | | | | | | | | | | | 2 | | | |
| 1766 | | | | | 1 | | | | | | | | | | | | | |
| 1780 | | 11 | | 2 | 4 | | | 12 | | 5 | 1 | 1 | 1 | 1 | | | 5 | |
| 1781 | | | | 1 | 5 | | | 1 | 1 | 3 | | 4 | | | | | | 1 |
| 1782 | | 7 | | | | | | | | | | | | | | | | |
| 1783 | | | | | 2 | | | | 1 | | | 3 | | | | | | |
| 1784 | | | | | 1 | | | | | 2 | | | | | | | | 1 |
| 1785 | | 4 | | | | | | | | 4 | | | | | | | | |
| 1860 | | | 4 | | 3 | | | 2 | 13 | | | | | | 1 | | | |
| 1861 | | 3 | | | 5 | | | | 4 | 1 | | | | | | | | |
| 1862 | | | | 1 | 1 | | | | | 5 | | | | | | | | |
| 1863 | | | | | | | | 2 | | | | | | | | | | |
| 1864 | | | | | | 1 | | | | | | 2 | | | | | | |
| 1880 | | 14 | | 5 | 18 | 3 | 1 | 22 | 7 | 13 | 10 | | 1 | 4 | | | | 1 |
| 1881 | | | | | | 1 | | 6 | | 2 | 9 | | | | | | | |
| 1882 | | | | | 2 | | | 1 | | 2 | | | | | | | | |
| 1883 | | 3 | 1 | | 4 | | | | 15 | 5 | 2 | | 4 | 3 | | | | |
| 1884 | | | | | | | | | | 6 | | | | | | | | |
| 1885 | | 6 | | | 4 | 1 | | 1 | 3 | 2 | | | | 4 | | | | |
| 1904 | | | | | | | | | | | | | | 3 | | | | |
| 1907 | | | | 1 | | | | 5 | 7 | | | | | | | | | |
| 1917 | | | | | | | | | | 2 | | | | | | | | |
| 1960 | | 1 | | | | | | | | | | | | | | | | |
| 1961 | | | | | 6 | | | 1 | | 1 | 1 | | | | | 4 | | |
| 1962 | | 1 | | | | | | | 2 | | | | | | | | | |
| 1980 | | 7 | | 21 | 21 | 1 | 2 | 16 | 2 | 14 | 3 | 10 | 4 | 1 | 2 | | | 5 |
| 1981 | | 1 | | | 1 | | | | 2 | 1 | 1 | | | | | | | |
| 1982 | | | | | | | | | | | | | 1 | | | | | |
| 1983 | | | | | | 1 | | | | 5 | | | | | | | 1 | |
| 1984 | | 1 | | | | | | 3 | | 1 | | 1 | | | | | | |
| 2021 | | | | | | | | | | | | | | | | | | |
| 2023 | | | | 4 | 2 | | | | | 1 | | | | | | | | |
| 2026 | | | | | | | | | | | | | | | | | | |
| 2029 | | | | | | | | 5 | | 2 | | | | | | | | |
| 2031 | | 1 | | | | | | | | | | | | | | | | |
| 2034 | | | | | | | | | | 2 | | | | | | | | |
| 2039 | | | | 2 | | | | | | | | 3 | | | | | | |
| 2061 | | 2 | | | | 1 | | | | | | 2 | | | | | 1 | |
| 2062 | | | | 3 | | | | 1 | | 1 | | | | | | | | |
| 2080 | | 1 | | 2 | 1 | | | 1 | 6 | | | | | | 1 | | | 1 |
| 2081 | | 1 | 1 | 8 | 5 | | 1 | 11 | 4 | 1 | | 1 | | | 1 | 1 | | |
| 2082 | | | | | 1 | | | | | | | | | | | | | |
| 2083 | | | | | 3 | | | | 4 | | | | | | | | | |
| 2084 | | | | 3 | 1 | | | 1 | | 1 | | 2 | 10 | | | | 2 | 1 |
| 2085 | 1 | 11 | | | 4 | | | | | 2 | | 3 | | | | | | |
| 2101 | | | | | | | | | | | | | | | | | | |
| 2104 | | | | 1 | | | | | | | | | | | | | | |
| 2121 | | | | | | | | | | | | | | | | | | |
| 2132 | | | | | 1 | | | | | 1 | | | | | | | | |
| 2161 | 1 | 2 | | | 2 | | | | | 1 | | | | 1 | | | | |
| 2180 | | 12 | 5 | 4 | 6 | 8 | | 4 | 6 | 7 | 4 | 2 | | | | | 4 | |
| 2181 | 1 | | | 1 | 5 | | | 8 | 3 | 1 | 4 | | | | | | | |
| 2182 | | 2 | 4 | | 5 | | | 2 | | 1 | 3 | 15 | | | | | | |
| 2183 | | 3 | 4 | 4 | 3 | | | 2 | | | 1 | 1 | | | | | | |
| 2184 | | 1 | 6 | 1 | 9 | | | | | 4 | | 1 | | 1 | | | | |
| 2260 | | | | | 2 | | | 6 | | | | | | | | | | |
| 2262 | | | | 4 | | | | 1 | | | | | | | | | | |
| 2280 | 9 | 2 | 1 | 1 | 1 | | | 9 | 1 | 3 | 1 | | | 3 | | | | |

**Tabell 2 (forts) Inrikes omflyttning mellan kommuner samt immigranter, emigranter och överförda från och till obefintlig-
registret kommunvis 1975**

| INFLYTT. TILL | UTFLYTTADE FRÅN | | | | | | | | | | | | | | | | | |
|------------------|-----------------|------|------|------|------|------|------|------|------|------|------|------|------|------|------|------|------|------|
| | 0862 | 0880 | 0881 | 0882 | 0883 | 0884 | 0885 | 0980 | 1060 | 1080 | 1081 | 1082 | 1083 | 1121 | 1137 | 1160 | 1162 | 1163 |
| 2281 | | 12 | | 3 | 7 | | | | 7 | 8 | 1 | 7 | 3 | | 1 | | | 1 |
| 2282 | | 1 | | 1 | 5 | | | 3 | | 1 | | | | | | | | |
| 2283 | | | | | 4 | 2 | 1 | | | 2 | 6 | | | | | | | 1 |
| 2284 | | | 7 | 1 | | | | 3 | 6 | | | 1 | | | | | | |
| 2303 | | | | | | | | | | 1 | | | | | | | | |
| 2305 | | 1 | | | | | 4 | | | 1 | | 1 | | | | | | |
| 2309 | | 1 | | | | | | | 3 | 2 | | 6 | | | | | | |
| 2313 | | 4 | 1 | | | 2 | | 2 | | 1 | 1 | | | | | | | 2 |
| 2321 | | | | 1 | | | | 4 | | | | | | | | | | |
| 2326 | | | | 5 | | | | | | | | | | | | | | |
| 2361 | | 1 | | | 6 | | | 3 | | 3 | 2 | 1 | | 3 | | | | |
| 2380 | | 11 | | | 3 | | 2 | 7 | 6 | 8 | 6 | | 3 | | | 1 | | 1 |
| 2401 | | | | | | | | | | | | | | | | | | |
| 2404 | | | | | | | | | | | | | | | | | | |
| 2409 | | | | | | | | | 1 | | | | | | | | | |
| 2417 | | | | | | | 1 | | | | | | | | | | | |
| 2421 | | | | | | | | | | 1 | | | | | | | | |
| 2422 | | | | | | | | 1 | | | | | | | | | | |
| 2460 | | 1 | | 1 | 3 | | | 2 | | | | | | | | | | 1 |
| 2462 | | 1 | | | | | | 1 | | | | | | | | | | |
| 2463 | | | | | | | | | | | | | | | | | | |
| 2480 | | 13 | | 5 | 7 | | 7 | 3 | 11 | 3 | 6 | 3 | | 1 | 1 | 2 | 1 | |
| 2481 | | | | | | | | | | 1 | | | | 1 | | | 1 | |
| 2482 | 1 | | | 5 | 2 | 2 | | 1 | 9 | | | 2 | | | | | | |
| 2505 | | | | | | | | | | | | | | | | | | |
| 2506 | | | | | | | | | | | | | | | | | | |
| 2510 | | | | | | | | | | | | | | | | | | |
| 2513 | | | | | | | | | | 1 | | | | | | | | |
| 2514 | | | | | | | | | 1 | | | 1 | | | | | | |
| 2518 | | | | | | | | | 2 | | | | | | | | | |
| 2521 | | | | | | | | | | | | | | | | | | |
| 2523 | | 1 | 1 | 1 | 1 | | | 1 | | | 2 | | | | | | | |
| 2560 | | | | | 1 | | | | | | | | | | | | | 2 |
| 2580 | 1 | 7 | | | 3 | 1 | | 2 | | 1 | 8 | 4 | | | 1 | 1 | 1 | |
| 2581 | | 1 | | | 1 | | | 4 | 4 | 4 | | | | | | | | |
| 2582 | | 1 | 1 | | | | | 1 | | | | | | | | | | 1 |
| 2583 | | | | | | | | | 7 | | | | | | | | | |
| 2584 | | | | | | | | 1 | | | 1 | 1 | | | | 5 | | |
| OB | | 2 | | 10 | | | | | | 1 | 15 | | | | | | | |
| UTLANDET | 49 | 62 | 26 | 81 | 107 | 10 | 2 | 39 | 236 | 58 | 86 | 65 | 19 | 59 | 22 | 2 | 67 | 20 |
| DÖRAV | | | | | | | | | | | | | | | | | | |
| DANMARK | 9 | 6 | 2 | 18 | 15 | 6 | 1 | 6 | 85 | 10 | 54 | 20 | 2 | 9 | 8 | 1 | 28 | 7 |
| FINLAND | 8 | 1 | 1 | 10 | 29 | | | 9 | 109 | 2 | 13 | 8 | 4 | 6 | | | | |
| NORGE | 1 | | | | 4 | 3 | | 2 | 1 | | 1 | 2 | 1 | 1 | | | | 4 |
| GREKLAND | 9 | 21 | 1 | 2 | 27 | | | | 15 | 14 | 7 | 10 | 7 | 19 | 11 | | 22 | |
| JUGOSLAV | 7 | 5 | 13 | 3 | | | | | 14 | 2 | 8 | 1 | | 15 | 1 | | 6 | 3 |
| POLEN | | 2 | | 2 | | | | | 2 | 1 | 1 | | | | | | | |
| TYSKLAND | 3 | 2 | | 16 | 6 | 1 | | 3 | 1 | 1 | | 6 | 3 | 1 | | | | |
| USA | | 2 | 1 | 2 | 6 | | | 6 | 5 | 2 | | 3 | | | 1 | | | |
| SAMTLIGA | 541 | 2441 | 720 | 1235 | 1438 | 618 | 358 | 1115 | 1298 | 1848 | 1126 | 1128 | 571 | 735 | 422 | 517 | 605 | 483 |

| INFLYTT. TILL | UTFLYTTADE FRÅN | | | | | | | | | | | | | | | | | |
|------------------|-----------------|------|------|------|------|------|------|------|------|------|------|------|------|------|------|------|------|------|
| | 1165 | 1166 | 1167 | 1168 | 1180 | 1181 | 1182 | 1183 | 1214 | 1229 | 1230 | 1231 | 1233 | 1260 | 1261 | 1262 | 1263 | 1264 |
| 0114 | | | | | 2 | | | 2 | | | 7 | | | | 4 | 6 | | |
| 0115 | | 1 | | | 6 | 6 | | 1 | | | 4 | | | 2 | | | | |
| 0120 | | | | | | | | | | | 4 | | | | | | 4 | |
| 0123 | | | | 1 | 8 | | 3 | 4 | | 4 | 3 | | | | 3 | 9 | | |
| 0125 | | | | | | | 1 | | | | 1 | | 9 | | | | | |
| 0126 | | 1 | | | 8 | 3 | 6 | 3 | | | 3 | 1 | | | 2 | 9 | 1 | |
| 0127 | | 3 | | | 9 | 2 | 4 | 8 | 4 | | 1 | 2 | | | 17 | | | 1 |
| 0136 | | 4 | | 1 | 10 | | 1 | 8 | | | 5 | | | 1 | 7 | | | |
| 0138 | | | | 3 | 2 | 4 | | | | | | | | | 4 | | | |
| 0139 | | | | | | 2 | | 3 | | 1 | | | | | 1 | | | |
| 0160 | | 1 | 1 | 2 | 8 | | | | | | 4 | 2 | 9 | 4 | 3 | 12 | | |
| 0162 | | | | 6 | 2 | 1 | | 3 | | | 1 | | | | | 4 | | |
| 0163 | | | | | 10 | 2 | | 4 | | | 6 | | 5 | | | 5 | | |
| 0180 | 11 | 9 | 6 | 15 | 75 | 12 | 20 | 27 | 2 | 5 | 22 | 13 | 22 | 14 | 15 | 9 | 1 | 4 |
| 0181 | 6 | 5 | 6 | | 3 | 1 | 2 | 6 | | | | 1 | | | 1 | 3 | 2 | 1 |
| 0182 | 2 | 2 | | | 1 | 7 | 1 | | | | 5 | 3 | 4 | | | 5 | | |
| 0183 | | | | | 3 | 1 | 1 | 8 | | | | | 1 | | | 3 | | |
| 0184 | | | | | 4 | 2 | 2 | 2 | | 6 | | | | | 6 | | | |
| 0186 | | | | | 5 | | 3 | 4 | | | 1 | | 2 | 1 | 4 | 4 | 4 | |
| 0187 | | | 2 | | | | | 1 | | | 4 | | 11 | | | 4 | | |
| 0188 | | | | | 3 | | | | | | 1 | | | | | 1 | | |
| 0191 | 2 | 4 | | 3 | 2 | 1 | 8 | 1 | 1 | | | 1 | | | | | 9 | |
| 0192 | | | | | | | | | | | | | | | | 1 | | |
| 0305 | | | | | 4 | | | 3 | | | | | | | | 1 | | |
| 0319 | | | | | | | | | 1 | | | | | | | 1 | | |
| 0360 | | | | | | | | | | | | | | | | | | |
| 0380 | | 7 | | 2 | 24 | 2 | 8 | 12 | | 2 | 7 | | 3 | 1 | 1 | 6 | 4 | 3 |
| 0381 | | 1 | | | 2 | | 1 | 4 | | | | 3 | 4 | | | 3 | | |
| 0382 | | | | | 1 | | | | | | | | | | 1 | | | |
| 0428 | | | | | | | | 6 | | | | | | | | | | |
| 0480 | 1 | 3 | | 2 | 7 | 7 | 4 | 13 | 1 | 4 | | 3 | 4 | | | 1 | | |
| 0481 | | | 3 | | | | | | | | | | | | | | | |
| 0482 | | | | 1 | | | 1 | | | | | | 2 | | | | | |
| 0483 | | | | | 1 | | 1 | 1 | | | | | | 6 | | 5 | | |
| 0484 | | 1 | | 1 | 4 | 4 | 2 | 5 | | | | 6 | | 1 | | 4 | | |
| 0486 | | | | | 2 | | | | | | | | | | | | | |
| 0509 | | | | | | 3 | | | | | | | | | | 8 | | |
| 0512 | | | | | | | | | | | | | | | | | | |
| 0513 | | 3 | | | | | | | | | | | | | | | | |
| 0560 | | | | | 1 | | | | | | | | 4 | | | | | |
| 0561 | | | 1 | | | | | | | | | | | | | | | |
| 0562 | | 3 | 1 | | | | | 4 | | | 1 | | | 1 | | | | |
| 0563 | | | | | | | 1 | | | | | | | | | | | |
| 0580 | | 1 | 4 | 1 | 25 | 4 | 3 | 10 | 6 | 9 | 5 | 10 | 5 | 1 | 2 | 9 | | 2 |
| 0581 | | 1 | 5 | 3 | 11 | 5 | 3 | 1 | | 3 | | 3 | | 1 | | | | 1 |
| 0582 | | | | | | | | | | | | | | | | | | 6 |
| 0583 | | 1 | | | 2 | | | | | | 5 | 1 | | | | 1 | | 3 |
| 0586 | | | | | 3 | 3 | | | | | 6 | | | | | | | |
| 0604 | | | | | 1 | | | | | | | | | | | | | |
| 0617 | | | | | | | | 3 | | | | | | 4 | | | | |
| 0662 | 12 | | | | 1 | | 3 | 4 | | | 1 | 2 | 3 | 1 | | | | |
| 0665 | 1 | 3 | | 1 | | | | | | | | | 1 | | | 1 | 3 | |
| 0680 | 6 | | 6 | 1 | 26 | 5 | 1 | 12 | 5 | 4 | 18 | 14 | 5 | 4 | 5 | 15 | 4 | 4 |
| 0682 | | 7 | 4 | | 11 | | | 2 | | | | 3 | 1 | 2 | | | 3 | |
| 0683 | | | 2 | | | 1 | 5 | 12 | | | 1 | | | | 1 | 4 | | |
| 0684 | 1 | | 4 | | | | 1 | | | | 1 | | | | 6 | | | |
| 0685 | | | | | 3 | | | 5 | 1 | | | | | | | | | |
| 0686 | | 1 | 1 | | 5 | | 1 | 1 | | | | | | | | 4 | | |
| 0687 | | | | | 2 | | 2 | 1 | | | | | | | | | | |
| 0760 | | | 1 | | | | 3 | 1 | | | | 5 | | 1 | | | | |

Tabell 2 (forts) Inrikes omflyttning mellan kommuner samt immigranter, emigranter och överförda från och till obefintlig-
registret kommunvis 1975

| INFLYTT. TILL | UTFLYTTADE FRÅN | | | 1168 | 1180 | 1181 | 1182 | 1183 | 1214 | 1229 | 1230 | 1231 | 1233 | 1260 | 1261 | 1262 | 1263 | 1264 |
|------------------|-----------------|------|------|------|------|------|------|------|------|------|------|------|------|------|------|------|------|------|
| | 1165 | 1166 | 1167 | | | | | | | | | | | | | | | |
| 0761 | | 3 | | | 1 | | 1 | 1 | | | 1 | | | | | | | |
| 0763 | 9 | | 1 | | 4 | 3 | 7 | | | | 2 | | | | | | 3 | |
| 0764 | | 1 | | | 4 | | 3 | 5 | | | 3 | | | | | 3 | | 3 |
| 0765 | 6 | | | | 4 | 2 | 15 | | | | | 2 | 8 | | 1 | 1 | | |
| 0767 | 2 | 4 | | 1 | 8 | 1 | 13 | 43 | 4 | 1 | | 7 | 1 | | | | | |
| 0780 | 3 | 1 | 1 | | 17 | 1 | 6 | 32 | 7 | 4 | 10 | 5 | 7 | 1 | 8 | 7 | 2 | |
| 0781 | 3 | 6 | 1 | | 19 | | 6 | 14 | | | 2 | 1 | | 5 | | | 1 | 1 |
| 0821 | | | | | | | | | | | 5 | | | 1 | | 5 | | |
| 0834 | | | | | | | | | | | | | 2 | | | | | |
| 0840 | | | | | 5 | | 5 | 2 | | | 1 | | | | 4 | | | |
| 0860 | | | | | 10 | | | 1 | | | | | 2 | 6 | | | | 1 |
| 0861 | | | | | 6 | | | | | | | | | 1 | | | | |
| 0862 | 1 | | | | | 1 | | | | | | 6 | | 2 | | | | |
| 0880 | | 1 | 3 | | 24 | 6 | 3 | 8 | | | 2 | 2 | 1 | 5 | 1 | 4 | 5 | 2 |
| 0881 | | | | | 3 | 7 | 5 | | | | 4 | 5 | 5 | | 3 | 1 | | |
| 0882 | 4 | | | 1 | 11 | 2 | 1 | 2 | 1 | | 1 | | | 3 | | | | |
| 0883 | 1 | 2 | | | 18 | | | 7 | | | | | 2 | 2 | 1 | 3 | | |
| 0884 | | | | | 1 | | | 1 | | | | | | 1 | | 1 | | |
| 0885 | | | | | 3 | 1 | | | 5 | | | | | | | | | |
| 0980 | | 1 | | | 9 | 3 | | 1 | | | | 2 | | | | | | |
| 1060 | | | | | 29 | 2 | | 4 | 10 | | | | | 2 | | | 3 | 1 |
| 1080 | 1 | 3 | 3 | | 28 | 5 | 7 | 8 | | | 1 | 16 | 4 | 2 | 4 | 9 | 3 | |
| 1081 | 4 | 1 | 4 | | 30 | | 1 | 16 | | 4 | | 2 | 1 | 6 | 1 | 1 | | |
| 1082 | 7 | 2 | 2 | | 47 | 2 | | 9 | | | 1 | 5 | 1 | 5 | 4 | 7 | | 1 |
| 1083 | 1 | | | | 62 | | | 19 | 1 | | 4 | 5 | | | | | | |
| 1121 | 4 | 3 | 7 | | 309 | | 1 | 81 | 1 | | | 1 | | | 1 | 5 | | 1 |
| 1137 | 42 | 24 | 3 | 7 | 5 | 1 | 37 | 21 | 1 | | 8 | | | 9 | | | | |
| 1160 | 3 | 3 | | 1 | 19 | 85 | | 4 | 1 | | 1 | 6 | | 1 | | | | 6 |
| 1162 | 1 | 4 | | | 142 | 12 | 1 | 8 | 3 | | | | | 1 | | | | |
| 1163 | 2 | 13 | | 4 | 35 | 1 | 1 | 72 | 1 | | | 7 | 1 | | 2 | | 1 | |
| 1165 | | 32 | 14 | 4 | 11 | | 2 | 32 | 2 | | | | | 11 | 2 | 1 | 1 | |
| 1166 | 46 | | 105 | 4 | 31 | 4 | 80 | 34 | 12 | 1 | 8 | 9 | 9 | 32 | 9 | | | 1 |
| 1167 | 11 | 56 | | 6 | 7 | | 49 | 19 | 15 | | 10 | | | 87 | | 1 | | 1 |
| 1168 | | 30 | 10 | | 11 | | 120 | 11 | 1 | 1 | 1 | 2 | 3 | 2 | 1 | 2 | | |
| 1180 | 7 | 26 | 14 | 3 | | 29 | 24 | 225 | 8 | 1 | 19 | 8 | 14 | 3 | 16 | 16 | 3 | 7 |
| 1181 | | | 1 | | 43 | | 1 | 7 | 5 | 7 | 3 | 6 | 13 | | 12 | | 13 | 14 |
| 1182 | 19 | 121 | 91 | 103 | 20 | 6 | | 31 | 19 | 2 | 3 | 3 | 2 | 41 | 8 | | 5 | |
| 1183 | 59 | 27 | 21 | 12 | 226 | 15 | 25 | | 14 | | 2 | 11 | 3 | 1 | 15 | 11 | 10 | |
| 1214 | 4 | 10 | 18 | | 4 | | 14 | 15 | | 4 | 7 | 3 | 14 | 27 | 42 | 1 | 4 | |
| 1229 | | 1 | | 1 | 4 | 4 | | | | | 17 | 2 | 4 | | 3 | 3 | 8 | 1 |
| 1230 | 3 | | 4 | 1 | 7 | 11 | 6 | 5 | 9 | 9 | | 101 | 23 | 2 | 22 | 26 | 9 | 9 |
| 1231 | | 8 | 1 | | 18 | 13 | 2 | 8 | 4 | 3 | 66 | | 9 | 2 | 34 | 33 | 12 | 8 |
| 1233 | 3 | 3 | 1 | 1 | 11 | 6 | 5 | 13 | 2 | 13 | 29 | 36 | | 1 | 4 | 19 | 15 | 3 |
| 1260 | 5 | 12 | 92 | 4 | 1 | | 22 | 9 | 44 | | 3 | 1 | 5 | | 4 | 2 | | |
| 1261 | 5 | 5 | 11 | 3 | | 3 | 16 | 24 | 47 | 11 | 32 | 30 | 13 | 14 | 70 | 10 | 7 | |
| 1262 | | | | | 7 | 4 | | 2 | 7 | 5 | 19 | 49 | 8 | | 59 | | 3 | 4 |
| 1263 | 2 | | | | 5 | 11 | 1 | 1 | 1 | 60 | 9 | 34 | 20 | 1 | 4 | 10 | | 26 |
| 1264 | | | | | 3 | 4 | | 3 | 2 | 7 | 9 | 36 | 34 | | 2 | 14 | 15 | |
| 1265 | | 2 | | | 9 | 19 | | 4 | 3 | 3 | 27 | 16 | 15 | 3 | 44 | 13 | 10 | 13 |
| 1266 | | 1 | 2 | 1 | 47 | 8 | 1 | 12 | 4 | | 7 | 11 | | 7 | 8 | 3 | 2 | |
| 1267 | | 10 | 4 | 3 | 19 | 1 | 4 | 54 | 7 | 9 | 17 | 15 | 4 | 5 | 20 | 4 | 1 | 3 |
| 1280 | 17 | 34 | 14 | 26 | 175 | 76 | 63 | 116 | 41 | 132 | 204 | 387 | 509 | 39 | 206 | 243 | 147 | 121 |
| 1281 | 19 | 33 | 15 | 21 | 143 | 55 | 58 | 65 | 65 | 40 | 262 | 141 | 62 | 16 | 225 | 180 | 26 | 47 |
| 1282 | 6 | 16 | 33 | 5 | 24 | 7 | 28 | 24 | 179 | 8 | 12 | 7 | 10 | 58 | 93 | 16 | 3 | 10 |
| 1283 | 31 | 70 | 180 | 34 | 83 | 25 | 190 | 80 | 35 | 1 | 22 | 26 | 7 | 250 | 39 | 25 | 4 | 3 |
| 1284 | 10 | 17 | 9 | 1 | 3 | 2 | 60 | 11 | 77 | 8 | 7 | 3 | 4 | 18 | 5 | 6 | | 3 |
| 1285 | 3 | 7 | 7 | 1 | 16 | 7 | 5 | 19 | 49 | 1 | 17 | 17 | 6 | 13 | 37 | 11 | 4 | 6 |
| 1286 | | 6 | | 1 | 21 | 59 | 2 | 10 | 3 | 6 | 8 | 6 | 8 | 4 | | 15 | 12 | 66 |
| 1287 | 9 | 3 | 1 | 3 | 27 | 5 | 9 | 7 | 2 | 4 | 17 | 12 | 103 | 1 | 7 | 9 | 60 | 32 |
| 1315 | | | 4 | | | | | 1 | | | | | | | 5 | 2 | | |

**Tabell 2 (forts) Inrikes omflyttning mellan kommuner samt immigranter, emigranter och överförda från och till obefintlig-
registret kommunvis 1975**

| INFLYTT. TILL | UTFLYTTADE FRÅN | | | | | | | | | | | | | | | | | |
|------------------|-----------------|------|------|------|------|------|------|------|------|------|------|------|------|------|------|------|------|------|
| | 1165 | 1166 | 1167 | 1168 | 1180 | 1181 | 1182 | 1183 | 1214 | 1229 | 1230 | 1231 | 1233 | 1260 | 1261 | 1262 | 1263 | 1264 |
| 1763 | | | | | | | | 1 | | 4 | | | | | | | | |
| 1764 | | | 7 | | | | | 4 | | | | | | | 4 | | | |
| 1765 | | | | | | | | | | | | 1 | | | | | | |
| 1766 | | | 4 | | | | | | | 1 | | | | | | | | |
| 1780 | 2 | 1 | | | 10 | | | 2 | 1 | 1 | | 6 | 2 | | 5 | 4 | | |
| 1781 | | | | | 4 | 4 | | | | | | 1 | | | | | | 1 |
| 1782 | | | | | 1 | | | 1 | | | | | | | | 4 | | |
| 1783 | 5 | | | | | | | | | | | | | | | | | |
| 1784 | | | | | | | 1 | | | | | | | | | | | |
| 1785 | | | | | | | | | | | | | 1 | | | | | |
| 1860 | | | | | | 1 | | | | | | | | | | | | |
| 1861 | | | | | | | | | | | | 4 | | | | | | |
| 1862 | | | | | | | | | | | | | | | | | | |
| 1863 | | | | | | | | | | | | | | | | | | |
| 1864 | | | 4 | | | | | | | | | | | | | | | 1 |
| 1880 | 5 | 1 | 4 | 1 | 20 | 1 | 3 | | 3 | | 3 | 1 | 3 | 4 | 5 | 7 | | 5 |
| 1881 | | | | | | | | | | | | | | | | | | |
| 1882 | | | | | | | | | | | | | | 1 | | 5 | | |
| 1883 | 4 | 1 | 6 | | 2 | 1 | | 3 | | 6 | 5 | 1 | | 5 | | | | |
| 1884 | | | 4 | | | | | | | | | | | | | | | |
| 1885 | | | | | 2 | | | 6 | | | | | | | | | | |
| 1904 | | | | | | | 1 | 4 | | | | | | | | | 2 | |
| 1907 | | | | 1 | | | | | | | | | | | | | | |
| 1917 | | | | | | | | | | | | | | | | | | |
| 1960 | | 1 | | | | | | | | | | | | | | | | 1 |
| 1961 | | | | | 4 | | | 1 | | | | | | | | | | |
| 1962 | | | | | | 3 | 3 | | | | | | | | | | | |
| 1980 | 1 | 9 | 1 | 1 | 4 | 1 | 6 | 11 | | | 7 | 5 | 6 | 1 | 1 | 9 | | |
| 1981 | | | | | | | | | | | | | | | | | | |
| 1982 | | | | | | | | | | | | 1 | | | | | | |
| 1983 | | | | 1 | 6 | 1 | | | | | | | | | | | | |
| 1984 | | | | | 1 | | | 5 | | | 1 | | | | | | | |
| 2021 | | | | | | | | | | | | | | | | | | |
| 2023 | | 1 | | 1 | | | | | | | | | | | | | | |
| 2026 | | | | | 1 | | | | | | 1 | | | | | | | |
| 2029 | | | | | | | | | | | | | | | | | | |
| 2031 | | | | | 1 | | | | | | | | | | | 3 | | |
| 2034 | | | | | | | | | | | | | | | | | | 1 |
| 2039 | | 2 | | 1 | | | | 3 | | | | | | | | | | |
| 2061 | | | | | 5 | | | | | | 1 | | | | | | | |
| 2062 | | | | | 1 | | 1 | | | 5 | | | | | | | | 3 |
| 2080 | 1 | | | 4 | 1 | 1 | 4 | 4 | | | | 1 | 4 | | | | | |
| 2081 | | | | | 4 | | 1 | | | | | 5 | | | 5 | | | |
| 2082 | | | | | | | 1 | | | | | | | | | | | |
| 2083 | | | | | 1 | | 1 | | | | | | | | | | | |
| 2084 | | | | | 1 | | | | | | | | | | | | | |
| 2085 | | | | | | 3 | | | | 3 | | | 2 | | | | | |
| 2101 | | | | | | | | | | | | | | | | | | |
| 2104 | | | | | | | | | | | | | | | | | | |
| 2121 | | | | | | | | | | | | | | | | | | |
| 2132 | | | | | | | 1 | | | | | | | | | | | 1 |
| 2161 | | | | | | 1 | | 1 | 1 | | 1 | | | | | | | |
| 2180 | | 1 | | | 8 | 1 | | 5 | | | 9 | | 1 | 4 | 5 | | | |
| 2181 | | | | | | | | | | | | | | | | | | |
| 2182 | | | 1 | | | | | | | 8 | | | 4 | | 1 | 4 | | |
| 2183 | | 5 | 1 | | 5 | | 1 | | | | 1 | | | | | | | |
| 2184 | | | | | | | | 1 | 3 | | | | 3 | | | 1 | | |
| 2260 | | | | 1 | | | | | | | | | | | | | | |
| 2262 | | | | | 6 | | | 4 | | | | | | | 4 | | 2 | 2 |
| 2280 | | | | | | 4 | 1 | | 1 | | | | 6 | | | | | |

| INFLYTT. TILL | UTFLYTTADE FRÅN | | | | | | | | | | | | | | | | | |
|------------------|-----------------|------|------|------|------|------|------|------|------|------|------|------|------|------|------|------|------|------|
| | 1165 | 1166 | 1167 | 1168 | 1180 | 1181 | 1182 | 1183 | 1214 | 1229 | 1230 | 1231 | 1233 | 1260 | 1261 | 1262 | 1263 | 1264 |
| 2281 | 6 | | 1 | | 11 | 2 | 1 | 18 | | | 9 | 2 | | | 5 | 3 | | 1 |
| 2282 | 4 | 1 | | 1 | | | | 1 | | | | | | | | | | |
| 2283 | | | | | | | | 1 | | | | | | | | | | |
| 2284 | | | | | | | | 5 | | | | | | | 4 | | | |
| 2303 | | | | | | | | | | | | | | | | | | |
| 2305 | | | | | | | | | | | 3 | | | | | | | |
| 2309 | | | | | | | | | | | | | | | | 4 | | |
| 2313 | | | | | | | | 2 | | 1 | | | | | | | | |
| 2321 | 1 | | | | | | | 1 | | | | | | | | | | |
| 2326 | | | | | | | | | | | | | | | | | | |
| 2361 | | | | | | | | 2 | | | | | | | 1 | | | |
| 2380 | 4 | 2 | | | 2 | 1 | 5 | 1 | | | 1 | | | 1 | 1 | | | 1 |
| 2401 | | 2 | | | | | | | | | | | | | | | | |
| 2404 | | | | | | | | | | | | | | | | | | |
| 2409 | | | | | | | | | | | | | | | | | | |
| 2417 | | | | | | | | | | | | | | | | | | |
| 2421 | 2 | | | | | | | | | | | | | | | | | |
| 2422 | | | | | | | | | | | | | | | | | | |
| 2460 | | | | | | | | | | | | | | | | | | |
| 2462 | | | | | | | | | | | | | | | | 2 | | |
| 2463 | | | | | | | | | | | | | | | | | | |
| 2480 | | 4 | | 2 | 3 | 5 | 3 | 1 | 2 | 3 | 1 | | 1 | 2 | 4 | 5 | | |
| 2481 | 2 | | | | | | | | | | | | | | | | | |
| 2482 | 4 | 5 | | | 3 | | 7 | | | | 4 | | 1 | | 1 | | | 3 |
| 2505 | | | | | | | | | | | | | | | | | | |
| 2506 | | | | | | | | | | | | | | | | | | |
| 2510 | | 1 | | | | | | | | | | | | | | | | |
| 2513 | | | | | | | | | | | | | | | | | | |
| 2514 | 3 | | | | | | | 1 | 1 | | | | | 5 | | | | |
| 2518 | | | | | | | | | | | | | | | | | | |
| 2521 | | | | | | | | | | | | | | | | | | |
| 2523 | | | | | 5 | | | 2 | | | 1 | 3 | 1 | | | | | |
| 2560 | | | | | | | | | | | | | | | | | | |
| 2580 | 6 | 1 | 1 | | 2 | 1 | 5 | 5 | | | | | 1 | 3 | | | | |
| 2581 | | | | | | | | 5 | | | | | | | | | | |
| 2582 | | | | | 1 | | | 3 | | | | | | 2 | | 4 | 3 | |
| 2583 | | | | 1 | | | | | | | | | | | | | | |
| 2584 | 1 | | 1 | | | | | | | 4 | 1 | 1 | | | | | | |
| OB | | | | 1 | | | | | | | 1 | | 4 | | | | | |
| UTLANDET | 40 | 29 | 20 | 15 | 108 | 17 | 29 | 90 | 18 | 9 | 33 | 38 | 34 | 102 | 34 | 40 | 5 | 18 |
| ÖRRÄV | | | | | | | | | | | | | | | | | | |
| DANMARK | 18 | 7 | 10 | 3 | 26 | 10 | 14 | 59 | 8 | | 8 | 11 | 4 | 70 | 7 | 13 | 3 | 4 |
| FINLAND | 5 | 7 | | | 2 | | 5 | | 3 | | | 4 | | 5 | 1 | 5 | | 4 |
| NORGE | | 4 | | 5 | 3 | | 2 | 1 | | | 10 | 5 | | 3 | 1 | 2 | | |
| GREKLAND | | 7 | | | 20 | | | 6 | | | 1 | | | | 6 | | | |
| JUGOSLAV | | | 3 | | 10 | | 3 | 3 | 1 | | | 4 | | 14 | 1 | | | |
| POLEN | | | | | | | 1 | | | | | | | | | | | |
| TYSKLAND | | | 1 | 3 | 10 | 1 | 1 | 5 | 2 | | 1 | 2 | | 2 | 4 | 6 | | |
| USA | | 1 | 4 | | 7 | 1 | 2 | 1 | | | 2 | 1 | 2 | | 4 | 2 | | |
| SAMTLIGA | 527 | 798 | 785 | 404 | 2529 | 665 | 1151 | 1727 | 774 | 435 | 1112 | 1245 | 1167 | 911 | 1193 | 1114 | 450 | 470 |

Tabell 2 (forts) Inrikes omflyttning mellan kommuner samt immigranter, emigranter och överförda från och till obefintlig-registret kommunvis 1975

| INFLYTT. TILL | UTFLYTTADE FRÅN | | | | | | | | | | | | | | | | | |
|------------------|-----------------|------|------|------|------|------|------|------|------|------|------|------|------|------|------|------|------|------|
| | 1265 | 1266 | 1267 | 1280 | 1281 | 1282 | 1283 | 1284 | 1285 | 1286 | 1287 | 1315 | 1380 | 1381 | 1382 | 1383 | 1384 | 1401 |
| 0114 | | | | 31 | 17 | 2 | 8 | 2 | | | 16 | | 7 | 1 | 1 | 5 | | 4 |
| 0115 | | | | 9 | 9 | 1 | 11 | | | 4 | | | 1 | | | | | |
| 0120 | | | | 6 | 5 | 4 | 3 | | | | | | 1 | | | | | |
| 0123 | | 2 | 1 | 29 | 20 | 2 | 9 | | | | | | 13 | 3 | 1 | | 5 | 3 |
| 0125 | | | | 4 | 2 | | 4 | | | | 1 | | | | | | 1 | |
| 0126 | 5 | | | 25 | 16 | 7 | 12 | 2 | 1 | 2 | 4 | | 5 | 1 | 1 | 2 | | |
| 0127 | | 4 | 1 | 57 | 31 | 5 | 33 | 7 | | 1 | 7 | 4 | 20 | 1 | 13 | 2 | | 5 |
| 0136 | | | | 28 | 4 | 3 | 4 | 2 | | | | 1 | 16 | | | | 9 | |
| 0138 | | | | 10 | 5 | 6 | 11 | | | 2 | | | | | | 1 | | 3 |
| 0139 | | | | 14 | 10 | 4 | 1 | 1 | | | 5 | | | 2 | | | 2 | |
| 0160 | | | | 31 | 22 | 1 | 11 | | 2 | 2 | 3 | 1 | 8 | | 3 | 1 | 8 | |
| 0162 | | | | 19 | 4 | | 2 | 3 | | 1 | | | 1 | | 1 | | | |
| 0163 | 1 | | | 26 | 17 | 1 | 14 | 6 | | | | | 4 | | 1 | 3 | 2 | |
| 0180 | 2 | 2 | 5 | 419 | 243 | 32 | 132 | 16 | 14 | 14 | 36 | 12 | 37 | 7 | 15 | 31 | 15 | 7 |
| 0181 | | | | 40 | 17 | 2 | 10 | 3 | 1 | | 15 | 1 | 18 | | 1 | 1 | 2 | 3 |
| 0182 | 1 | | | 44 | 33 | 1 | 15 | 4 | | 2 | | 2 | 15 | | 2 | 1 | 5 | 2 |
| 0183 | | | | 18 | 2 | | 5 | | 1 | | 1 | | 4 | | | | 2 | 1 |
| 0184 | | | | 46 | 25 | 5 | 15 | 1 | | 2 | | | 5 | 1 | | 5 | | |
| 0186 | | | | 19 | 13 | 1 | 22 | | | 2 | 4 | 1 | 10 | | 1 | 4 | 4 | 4 |
| 0187 | 4 | | | 9 | 15 | 4 | 1 | 4 | | | | | 9 | | 2 | 1 | 7 | 3 |
| 0188 | | | | 4 | 2 | 3 | | | | 2 | 1 | 1 | | | | | | 1 |
| 0191 | | | | 19 | 7 | | 2 | 2 | | 1 | 2 | | 10 | | 3 | | 7 | |
| 0192 | 1 | | 1 | 2 | 8 | | 1 | | | 2 | | | 1 | | 1 | | | |
| 0305 | | | | 13 | 5 | 1 | | | | | | | | | | | 3 | |
| 0319 | | | | 9 | | 1 | | | | | | | 4 | | | 1 | | 4 |
| 0360 | | 1 | 3 | 2 | 6 | 1 | | 2 | | 7 | 1 | | | | 8 | | 4 | |
| 0380 | 1 | | 2 | 77 | 46 | 3 | 20 | 6 | 4 | 7 | 3 | | 17 | 3 | 2 | 8 | 14 | 2 |
| 0381 | 1 | | | 2 | | | 5 | | | | | | 2 | | 2 | | | |
| 0382 | | | | 5 | | | | | | | | | 3 | | | 11 | 8 | 4 |
| 0428 | | | | 6 | 3 | | 2 | | | | | | | | 2 | | | |
| 0480 | | | | 26 | 22 | 4 | 9 | | | 1 | 2 | | 4 | | | 5 | 6 | |
| 0481 | | 3 | | 8 | | | 1 | 2 | | | 2 | | | | | | | |
| 0482 | | | | 4 | 2 | | 3 | | | | | | | | | | | |
| 0483 | | | | 14 | 1 | 1 | 7 | | 7 | 4 | 1 | | | | 4 | 1 | 4 | |
| 0484 | | | 4 | 26 | 25 | 5 | 9 | 4 | 1 | 1 | 3 | 1 | 5 | 1 | 1 | 2 | 4 | 10 |
| 0486 | | | | 12 | 7 | 1 | 4 | 1 | 4 | | | | 3 | | 2 | 1 | 3 | |
| 0509 | 1 | | | | | | 1 | | | | | | | | | | | |
| 0512 | 3 | | | | 2 | | 2 | 4 | | | | | | | | | | |
| 0513 | | | | 2 | 1 | | | | | 1 | | 1 | | | | 1 | | |
| 0560 | | | | 11 | | | | | | | | | | | | | | |
| 0561 | | | | 1 | | | 1 | | | 1 | 1 | | | | | | 3 | |
| 0562 | 1 | | | 7 | 7 | | | | 3 | 1 | 4 | 5 | | | | 3 | 4 | 1 |
| 0563 | | | | 5 | | | 6 | | | | | | | | | | | |
| 0580 | 5 | 4 | 1 | 62 | 64 | 17 | 19 | 1 | 9 | 1 | 4 | 2 | 34 | 1 | 5 | 13 | | 3 |
| 0581 | | 1 | | 53 | 20 | 4 | 26 | | 3 | 6 | 4 | 1 | 10 | 9 | 2 | 25 | | |
| 0582 | | | | 5 | 5 | | | 2 | | | 3 | | 1 | | | | | |
| 0583 | | 4 | | 26 | 10 | | 16 | 1 | | | 6 | | 5 | | 1 | 1 | 3 | |
| 0586 | | | | 2 | 5 | 1 | 2 | | 4 | | 3 | | | | | 1 | | |
| 0604 | | | | 4 | | | | | | | | | 1 | | | | | |
| 0617 | | | | 1 | | | 1 | | | 1 | 3 | 7 | 3 | | 3 | 6 | | |
| 0662 | | | | 29 | 3 | 6 | 10 | | | 4 | 8 | 33 | 30 | 1 | | 10 | 5 | 2 |
| 0665 | | | | 3 | 8 | | 5 | | | | 2 | | | | | 1 | | 3 |
| 0680 | 1 | 1 | | 110 | 54 | 12 | 33 | 6 | 7 | 1 | 3 | 6 | 30 | 3 | 6 | 13 | 7 | 7 |
| 0682 | 4 | | | 16 | 6 | 2 | 5 | | 1 | | 2 | 3 | 1 | | 1 | 1 | 4 | |
| 0683 | 4 | | 1 | 14 | 19 | 4 | 8 | 3 | 1 | 6 | 2 | 14 | 14 | | 1 | 9 | 1 | |
| 0684 | | | 4 | 2 | 2 | | 5 | | | | | 3 | 3 | | | | | |
| 0685 | | | | 10 | 18 | 1 | 6 | 1 | 3 | | 4 | | 4 | | | 4 | | |
| 0686 | | | 4 | 12 | 7 | | 3 | | 3 | | | | 3 | | 1 | 6 | | |
| 0687 | | 2 | | 5 | 6 | 2 | 1 | | 2 | | 4 | 1 | 2 | 5 | 1 | 5 | | 4 |
| 0760 | | | | 5 | 4 | | 5 | 9 | | | | 5 | | | | | | |

| INFLYTT. TILL | UTFLYTTADE FRÅN | | | | | | | | | | | | | | | | | |
|------------------|-----------------|------|------|------|------|------|------|------|------|------|------|------|------|------|------|------|------|------|
| | 1265 | 1266 | 1267 | 1280 | 1281 | 1282 | 1283 | 1284 | 1285 | 1286 | 1287 | 1315 | 1380 | 1381 | 1382 | 1383 | 1384 | 1401 |
| 0761 | | | | 22 | 6 | 4 | 2 | 1 | | 2 | 8 | 4 | 1 | | | | | 1 |
| 0763 | | | | 11 | 4 | 10 | 2 | 1 | | | | 1 | 6 | | | | | |
| 0764 | | 1 | | 10 | 11 | | 8 | | 1 | | | | 7 | | 2 | | 1 | |
| 0765 | 2 | 1 | | 26 | 20 | 7 | 6 | 2 | 4 | 1 | | 4 | 3 | | | 1 | | |
| 0767 | 1 | 1 | | 26 | 10 | 12 | 8 | | | | 10 | | 18 | 21 | | | | 2 |
| 0780 | 4 | 3 | 1 | 140 | 79 | 10 | 27 | 7 | 2 | 1 | 6 | 10 | 16 | 3 | 6 | 5 | | 1 |
| 0781 | 2 | | 3 | 47 | 15 | 8 | 10 | | 6 | 4 | 10 | 18 | 36 | 7 | 3 | 5 | 5 | 7 |
| 0821 | 1 | | | 3 | 6 | | | | | | | | | | | | | |
| 0834 | | | | 4 | | | 2 | | 2 | | | | | | | | | |
| 0840 | | | | 16 | 14 | 1 | | 9 | 5 | | 4 | | | | | 1 | | |
| 0860 | 1 | | | 18 | 7 | | 2 | | 1 | | | 5 | 6 | | | 1 | | |
| 0861 | | | | 9 | 6 | | | | | | | | | | | 4 | | |
| 0862 | | | | 13 | 2 | | 9 | | | | | | 2 | | | 1 | | |
| 0880 | | 6 | | 101 | 54 | 6 | 29 | 3 | 1 | 2 | 1 | | 8 | 7 | | 4 | 5 | |
| 0881 | | | | 16 | | | | | 7 | | | 3 | | | 2 | | | |
| 0882 | | 1 | | 14 | 28 | 4 | 14 | | 4 | | | | 4 | 1 | | 5 | | 3 |
| 0883 | | | 5 | 23 | 17 | 7 | 7 | 1 | 5 | 2 | 5 | 9 | 5 | | 9 | 4 | 1 | |
| 0884 | | | | 5 | 3 | 1 | 5 | | | 3 | 2 | | 2 | | | | | |
| 0885 | | | | 9 | 5 | 1 | | | 1 | | 1 | | | | 1 | | | |
| 0980 | | | | 22 | 20 | | 2 | 2 | 3 | | 2 | | 2 | | 1 | 3 | 8 | 1 |
| 1060 | | | | 15 | 11 | 3 | 4 | 9 | 4 | 1 | | | | | | | | |
| 1080 | 1 | | 2 | 101 | 63 | 1 | 22 | 2 | 9 | 3 | 8 | 1 | 7 | | 3 | 14 | 4 | |
| 1081 | 6 | 2 | 2 | 64 | 31 | 6 | 4 | 3 | 4 | 5 | 9 | 1 | 3 | | | 1 | | |
| 1082 | 1 | | | 57 | 20 | 7 | 14 | | 5 | 5 | | 4 | 4 | | 5 | 10 | | |
| 1083 | | | 1 | 27 | 19 | 3 | 11 | | 1 | 4 | 4 | | 2 | | 2 | 5 | | 1 |
| 1121 | 3 | 3 | 6 | 19 | 9 | 11 | 16 | 7 | 5 | 1 | 4 | | 5 | 2 | | | 2 | |
| 1137 | | 1 | | 8 | 11 | 2 | 62 | 8 | 3 | 1 | 3 | | 2 | 32 | | | | |
| 1160 | 42 | 1 | 2 | 68 | 35 | 3 | 2 | 1 | 103 | 11 | | | | | | | | |
| 1162 | | 1 | | 16 | 5 | | 1 | | | | | | | 2 | | | | |
| 1163 | | 2 | | 34 | 18 | 9 | 4 | 3 | 7 | 1 | 4 | | | | | | | |
| 1165 | | 1 | | 20 | 14 | 8 | 13 | 1 | 6 | | 3 | | 3 | | 2 | | | |
| 1166 | 1 | 1 | 6 | 50 | 21 | 18 | 161 | 6 | 8 | 1 | 9 | 1 | 15 | 3 | 1 | 5 | 2 | |
| 1167 | 3 | 4 | 9 | 23 | 12 | 29 | 401 | 20 | | | 5 | | 3 | 5 | 4 | 1 | 1 | |
| 1168 | | | 4 | 39 | 25 | 9 | 42 | 5 | 1 | | | 2 | 20 | 21 | | | | |
| 1180 | 15 | 39 | 18 | 165 | 111 | 22 | 64 | 2 | 43 | 27 | 23 | 1 | 30 | 8 | 4 | 9 | 5 | 4 |
| 1181 | 23 | 6 | 2 | 121 | 57 | 1 | 7 | 9 | 8 | 66 | 18 | | 5 | | | | 1 | 4 |
| 1182 | 2 | 1 | 1 | 95 | 38 | 27 | 274 | 93 | 10 | 6 | 5 | 5 | 7 | 26 | 4 | 2 | 5 | 5 |
| 1183 | 12 | 13 | 46 | 176 | 66 | 17 | 42 | 1 | 36 | 8 | 16 | | 13 | 4 | | 2 | | 2 |
| 1214 | 4 | 1 | 2 | 55 | 36 | 251 | 53 | 9 | 29 | | | | 2 | | 3 | | | |
| 1229 | 4 | 1 | | 213 | 34 | | 2 | | 5 | 1 | 1 | | 1 | 1 | | | | |
| 1230 | 9 | 8 | 9 | 546 | 306 | 12 | 10 | 1 | 23 | 12 | 28 | | 12 | | 4 | | | |
| 1231 | 18 | 1 | 6 | 598 | 90 | 5 | 26 | 2 | 12 | 19 | 38 | | 4 | | | | | 3 |
| 1233 | 8 | 1 | 5 | 1321 | 60 | 4 | 18 | 5 | 11 | 11 | 139 | | 1 | | | | 1 | 4 |
| 1260 | | | | 16 | 13 | 38 | 319 | 12 | 3 | 1 | 3 | 1 | 3 | 7 | 6 | 5 | | |
| 1261 | 10 | 13 | 10 | 382 | 374 | 158 | 40 | 9 | 66 | 8 | 9 | | | 2 | | 4 | | 4 |
| 1262 | 9 | 3 | 1 | 347 | 201 | 7 | 20 | 9 | 27 | 5 | 3 | | 7 | | 3 | 4 | | 6 |
| 1263 | 5 | 2 | | 591 | 41 | 4 | 3 | | 1 | 10 | 58 | | 1 | 1 | | | | |
| 1264 | 13 | 1 | 5 | 331 | 38 | 3 | 11 | 4 | 9 | 90 | 65 | | 3 | | 1 | | 1 | 2 |
| 1265 | | 27 | 7 | 207 | 127 | 7 | 11 | | 21 | 43 | 27 | | 1 | | 4 | 7 | | |
| 1266 | 38 | | 54 | 137 | 65 | 6 | 5 | 1 | 58 | 3 | 10 | | 2 | | | 3 | | |
| 1267 | 11 | 57 | | 229 | 96 | 7 | 6 | 2 | 128 | 11 | 6 | | 4 | 4 | | | | 4 |
| 1280 | 115 | 80 | 62 | | 762 | 189 | 241 | 45 | 157 | 170 | 360 | 4 | 104 | 24 | 26 | 45 | 14 | 3 |
| 1281 | 110 | 78 | 55 | 1024 | | 118 | 178 | 40 | 225 | 107 | 121 | 6 | 90 | 11 | 17 | 33 | 9 | 6 |
| 1282 | 11 | 7 | 14 | 143 | 91 | | 301 | 21 | 69 | 11 | 18 | | 19 | 1 | 8 | 1 | | 5 |
| 1283 | 4 | 6 | 11 | 264 | 148 | 254 | | 367 | 34 | 11 | 24 | 3 | 57 | 21 | 13 | 13 | 3 | 2 |
| 1284 | | 3 | | 38 | 36 | 22 | 619 | | | 3 | 5 | | 16 | 4 | 1 | 1 | 4 | 8 |
| 1285 | 33 | 62 | 69 | 235 | 309 | 37 | 26 | | | 14 | 33 | 1 | 23 | 4 | 2 | 1 | 3 | |
| 1286 | 37 | 4 | 6 | 164 | 86 | 1 | 9 | 2 | 19 | | 31 | | 6 | | | 1 | 1 | 3 |
| 1287 | 10 | 1 | 7 | 379 | 102 | 15 | 23 | 11 | 36 | 36 | | | 3 | 2 | 4 | | 1 | 2 |
| 1315 | | | | 10 | 2 | | 4 | 1 | | | | | 118 | 3 | 21 | 7 | | |

| INFLYTT. TILL | UTFLYTTADE FRÅN | | | 1280 | 1281 | 1282 | 1283 | 1284 | 1285 | 1286 | 1287 | 1315 | 1380 | 1381 | 1382 | 1383 | 1384 | 1401 |
|------------------|-----------------|------|------|------|------|------|------|------|------|------|------|------|------|------|------|------|------|------|
| | 1265 | 1266 | 1267 | | | | | | | | | | | | | | | |
| 1763 | | 1 | | 8 | 1 | 1 | | | | | 4 | | | | | | 1 | |
| 1764 | | | | 3 | 3 | | | | | | | | | | | 1 | | |
| 1765 | | | | | 5 | | 1 | | | | | | | | | | 3 | |
| 1766 | | | | 3 | 3 | | 2 | | | | | | | | | | | |
| 1780 | | | | 29 | 24 | 2 | 5 | 7 | 1 | | | 1 | 3 | | 1 | 4 | 2 | 4 |
| 1781 | | 3 | | 5 | 9 | 3 | | | 9 | 2 | | | 1 | | | 5 | 1 | |
| 1782 | | | | | 6 | 3 | 1 | | | | | | | | | | 4 | |
| 1783 | | | | | | | 1 | 1 | | | | 2 | | | | 7 | | |
| 1784 | | | | 4 | 4 | 3 | 1 | 1 | 2 | | | | | | 1 | 6 | | |
| 1785 | | | | 6 | | | | | | | | | | | 4 | 1 | 3 | |
| 1860 | | | | 2 | | | 4 | | | | | 3 | 3 | | 3 | | | |
| 1861 | | | | 5 | | 1 | | | 1 | | | | | | | | 4 | 4 |
| 1862 | | | | 1 | | | 1 | | | | | | 1 | | | | 1 | |
| 1863 | | | | 2 | 6 | | | | | | | | | | | 1 | | |
| 1864 | | | | | | | 1 | | | | | | | | | | | |
| 1880 | | 4 | | 74 | 51 | 10 | 18 | 3 | 3 | 4 | 2 | 9 | 12 | 1 | 2 | 6 | 17 | 5 |
| 1881 | | | | 2 | | | 3 | | | | | | 1 | | 4 | | | |
| 1882 | | | | 2 | | | | | | | | 1 | | | | | 1 | |
| 1883 | | | | 11 | 7 | 1 | | | | | | | 9 | | 1 | 4 | 4 | |
| 1884 | | | | 9 | 4 | 3 | | | | | | | | | | | | |
| 1885 | | | | 2 | 4 | 1 | | | | | 3 | | 1 | | | 3 | | |
| 1904 | | | 3 | | | | | | | | | | 2 | | | | | 1 |
| 1907 | | | | | | | | 6 | 1 | | | | | | | | | |
| 1917 | | | | 5 | | | | | | | | | | | | | | |
| 1960 | | | | | | | | | | | | | | | | 4 | 2 | |
| 1961 | | | | | 6 | | 1 | | | | | 1 | 1 | | | | | |
| 1962 | | | | 2 | | | | 1 | 1 | | | | | | | | | |
| 1980 | 3 | 1 | 1 | 74 | 60 | 9 | 35 | 7 | 4 | 3 | 1 | 1 | 15 | 1 | 3 | 18 | 6 | 1 |
| 1981 | | | | 1 | | | 1 | | | | | | | | | 1 | | |
| 1982 | | | | 1 | 2 | | | 1 | | | | 1 | 1 | | | 5 | | |
| 1983 | | | | 9 | | 5 | | | | | | | 1 | | | 4 | | |
| 1984 | | | | 4 | 9 | | 2 | | 1 | | 4 | | 2 | | 3 | | | |
| 2021 | | | | | | | | | | | 2 | | | | | | | |
| 2023 | | | | 1 | | | 1 | | | | | | | | 1 | 1 | 1 | |
| 2026 | | | | 6 | | | | | | | | | | | | | | |
| 2029 | | | | 1 | | | 5 | | | | | | 1 | | | | | |
| 2031 | | | | 3 | | 3 | | | | | | | | | | 3 | 1 | |
| 2034 | | | | | | | 6 | | | | 5 | | | | | | | |
| 2039 | | | | 1 | 1 | | | | | | | | | | | | | |
| 2061 | | | | 2 | | | | | | | | | 4 | | | | | 3 |
| 2062 | | | | 14 | 6 | | 1 | | | | | | 1 | | | | | |
| 2080 | | | | 16 | 13 | 1 | 1 | 1 | 1 | 1 | | | 10 | | 6 | | | 9 |
| 2081 | | | | 15 | 6 | | 2 | 4 | 4 | | | 6 | 11 | 2 | | 2 | 2 | |
| 2082 | | | | 1 | 2 | | | | | | | | | | | | | |
| 2083 | | | | | | | 3 | | | | 1 | | 2 | 1 | 1 | | | 5 |
| 2084 | | | | 1 | 2 | 1 | | 7 | | | | | 6 | | | | 2 | |
| 2085 | | | 1 | 8 | 5 | 2 | 4 | | | | | | 7 | | 5 | | | 4 |
| 2101 | | | | | | | | | | | | | | | | | | |
| 2104 | | | | 2 | 1 | | 1 | | | 1 | | | 2 | | | | | |
| 2121 | | | | | | | | | | | | | | | | | | |
| 2132 | | | | .5 | | | | | | | | | | | | | | |
| 2161 | | | | 1 | | | | | | | | | 4 | | | | | |
| 2180 | | 1 | | 39 | 5 | 6 | 8 | | | 2 | 2 | 6 | 10 | | 2 | 8 | | |
| 2181 | | | | 3 | | | 5 | 5 | 1 | 4 | | | 10 | | | | | 2 |
| 2182 | | | | 18 | 7 | 1 | 8 | | | | | | 4 | | | 1 | | 2 |
| 2183 | | | | 4 | 2 | 1 | 3 | | | | | | 3 | | | 5 | | |
| 2184 | | | | 7 | 2 | | 2 | | 1 | | 4 | | 5 | | 1 | 1 | 3 | 4 |
| 2260 | | | | | 3 | | | | | | | | | | | 5 | | |
| 2262 | | | | | 6 | | | | | | | 9 | | | | 1 | | 3 |
| 2280 | | | | 4 | 5 | 1 | 5 | | | | | | 4 | | 4 | 5 | | |

Tabell 2 (forts) Inrikes omflyttning mellan kommuner samt immigranter, emigranter och överförda från och till obefintlig-registret kommunvis 1975

| INFLYTT. TILL | UTFLYTTADE FRÅN | | | 1280 | 1281 | 1282 | 1283 | 1284 | 1285 | 1286 | 1287 | 1315 | 1380 | 1381 | 1382 | 1383 | 1384 | 1401 |
|------------------|-----------------|------|------|-------|------|------|------|------|------|------|------|------|------|------|------|------|------|------|
| | 1265 | 1266 | 1267 | | | | | | | | | | | | | | | |
| 2281 | | | | 31 | 7 | 5 | 14 | 2 | 6 | | | | 2 | | 3 | 3 | 10 | |
| 2282 | | | | 4 | 8 | 1 | | | | | | 1 | 3 | | | | | 3 |
| 2283 | | | | 6 | 5 | | 5 | 4 | | | 5 | | 3 | | | | 4 | 7 |
| 2284 | | | | 3 | 4 | 6 | 4 | 1 | | | 2 | 3 | | | | | 3 | 4 |
| 2303 | | | | 5 | | | | | | | | | 1 | | | | 3 | |
| 2305 | | | | 1 | 4 | | 1 | | | | | | | | | | 1 | |
| 2309 | | | | 3 | | | | | | | 3 | | 1 | | | | 2 | |
| 2313 | | | | 9 | | | 2 | | | | | | 7 | 1 | | | | 1 |
| 2321 | | | | 4 | 1 | | | 3 | 1 | | | | 2 | | | | 2 | |
| 2326 | | | | 1 | 1 | | | | | | | | | 3 | | | | |
| 2361 | | 1 | | 1 | 3 | | | 1 | | | | | | | | | | |
| 2380 | | | | 23 | 9 | | 16 | 2 | | 1 | | | 17 | 6 | | 6 | | 2 |
| 2401 | | | | 6 | | | | | | | | | | | | | | |
| 2404 | | | | 1 | | | | | | | | | | | | | | 6 |
| 2409 | | | | | | | | | | | | | | | 2 | | | |
| 2417 | | | | | | | | | | | | | | | | | | |
| 2421 | | | | 5 | 2 | | | | | | | | | | | | 1 | |
| 2422 | | | | | 1 | 1 | | | | | | | | | | | | |
| 2460 | | | | 2 | | | 1 | | | | | | 2 | | | | | |
| 2462 | | | | | | | | | | | | | 1 | | | | | |
| 2463 | | | | 3 | 1 | 3 | | | | | | | | | | | | 1 |
| 2480 | 1 | | | 35 | 24 | 5 | 7 | | 1 | 3 | | 2 | 16 | 1 | | 1 | 5 | |
| 2481 | | | | | 3 | | | | | | | | 1 | | | | 12 | |
| 2482 | | | | 3 | 7 | 4 | 3 | | 4 | | 4 | | 5 | | | 15 | 1 | 2 |
| 2505 | | | | 3 | | | | | | | | | 1 | | | | | |
| 2506 | | | | | | | | | | | 1 | | | | | | | |
| 2510 | | | | 7 | | | | | | | | | 1 | | | 4 | | |
| 2513 | | | | 1 | | | | | | | | | | | | | | |
| 2514 | | | | 6 | 2 | | 3 | | | | 4 | | | | | | 1 | |
| 2518 | | | | | 1 | | 3 | | | | | | | | | | | 5 |
| 2521 | | 1 | | | | | | | | | | | | | | | | |
| 2527 | | | | 2 | 6 | 1 | | | | | | | 3 | | | 2 | | |
| 2560 | | | | | | | | 1 | | | | | 1 | | | | | |
| 2580 | | | | 16 | 27 | 4 | 7 | 1 | 5 | | | 4 | 12 | | | 16 | 8 | 4 |
| 2581 | | | | 8 | 9 | 4 | 2 | | 7 | | | | | 1 | 2 | 7 | | 1 |
| 2582 | | | | 3 | 7 | | | | 2 | | | | 2 | | 4 | | | |
| 2583 | | | | 4 | | | | | | | 2 | | | | | | | |
| 2584 | | | | 6 | 11 | | 1 | | | 3 | | 3 | 2 | 6 | | 9 | 1 | 1 |
| OB | | | | 61 | | | | | | | 3 | | 3 | | 5 | | 1 | |
| UTLANDET | 5 | 12 | 18 | 1656 | 466 | 171 | 407 | 77 | 59 | 19 | 233 | 55 | 244 | 23 | 45 | 151 | 123 | 52 |
| DÖRAV | | | | | | | | | | | | | | | | | | |
| DANMARK | 4 | 1 | 2 | 482 | 47 | 67 | 116 | 42 | 36 | 3 | 92 | 12 | 73 | 4 | 15 | 59 | 10 | 8 |
| FINLAND | 1 | | | 144 | 27 | 38 | 29 | 1 | 4 | | 77 | 34 | 36 | | 1 | 11 | 11 | 21 |
| NORGE | | | 2 | 72 | 51 | 6 | 19 | 6 | 3 | | 2 | | 18 | 3 | 2 | 8 | 15 | 4 |
| GREKLAND | | | 3 | 37 | 4 | | 37 | 1 | 2 | | | | 7 | | 15 | | 2 | |
| JUGOSLAV | | | | 158 | 12 | 14 | 63 | | 3 | | 8 | | 40 | 3 | | 6 | | |
| POLEN | | | | 15 | 3 | 1 | 1 | | | | | | | | | 1 | | |
| TYSKLAND | | 2 | | 95 | 32 | 11 | 22 | 4 | 4 | 3 | | 4 | 1 | 1 | 6 | 10 | | |
| USA | | 1 | 1 | 69 | 55 | 4 | 15 | 5 | | 1 | 1 | | 15 | 1 | 1 | 5 | 6 | 1 |
| SAMTLIGA | 631 | 510 | 506 | 13657 | 6184 | 1909 | 4798 | 1054 | 1378 | 958 | 1662 | 499 | 2725 | 580 | 848 | 1582 | 1774 | 1200 |

| INFLYTT. TILL | UTFLYTTADE FRÅN | | | | | | | | | | | | | | | | | |
|------------------|-----------------|------|------|------|------|------|------|------|------|------|------|------|------|------|------|------|------|------|
| | 1402 | 1407 | 1415 | 1419 | 1421 | 1427 | 1430 | 1435 | 1480 | 1481 | 1482 | 1484 | 1485 | 1486 | 1504 | 1507 | 1521 | 1524 |
| 0114 | | | | | | 2 | | | 31 | | | | 1 | | | | 7 | |
| 0115 | | | | | | | | | 22 | 5 | | | 5 | | | | | 4 |
| 0120 | | | | | | | | | 16 | | | | | | | | | |
| 0123 | 12 | | | | | | | | 27 | 8 | 4 | | | | | | 1 | 4 |
| 0125 | | | 4 | | | | | | 8 | 1 | | | | | | | | |
| 0126 | 4 | | 1 | | | | | | 46 | 6 | | 1 | 11 | 3 | | | 2 | 3 |
| 0127 | 3 | | | 1 | | | | 1 | 84 | 7 | 7 | 5 | 17 | | 2 | | 5 | |
| 0136 | 3 | | | | | | | | 46 | 4 | | | 7 | | | | 9 | 2 |
| 0138 | 1 | | | | | | | | 10 | | | | 1 | | | | | |
| 0139 | | | | | | | | | 21 | | 5 | | | | | | 4 | |
| 0160 | | | 1 | | | | | | 36 | 7 | 4 | | 1 | 1 | | | | 9 |
| 0162 | 2 | | | | | | | | 31 | 1 | | | | | | | | 1 |
| 0163 | 1 | | 1 | | | | | | 70 | | | 4 | 1 | | 1 | | 2 | 1 |
| 0180 | 39 | 2 | 3 | 4 | 5 | 8 | 4 | | 653 | 40 | 21 | 12 | 30 | 10 | 2 | 3 | 7 | 12 |
| 0181 | 3 | | 3 | | | | | 5 | 73 | 5 | | 3 | 5 | | | | 8 | 3 |
| 0182 | 7 | | 2 | | | | | | 84 | 2 | 3 | | 3 | 1 | | 2 | | 4 |
| 0183 | 1 | | | | | | | | 27 | 4 | | | 2 | | | | | |
| 0184 | 7 | | | | | | | | 58 | 5 | | 1 | 1 | | | | 1 | 4 |
| 0186 | 1 | | | | | | | | 32 | 12 | | 3 | 3 | | | | | 2 |
| 0187 | | | | | | | | | 40 | 3 | | | 1 | | | | | |
| 0188 | 1 | | 1 | | 2 | | | | 50 | | 3 | | 2 | | | | | 3 |
| 0191 | 1 | | | | | 1 | | | 7 | 1 | | 2 | 2 | | | | 2 | 4 |
| 0192 | | | | | | | | | 13 | | 2 | | 2 | | | 2 | 4 | 4 |
| 0305 | | | | | | | | | 15 | | | | | | | | | 9 |
| 0319 | | | | | | | | | 1 | | | | | | | | | 3 |
| 0360 | | | 1 | | | | | | 9 | | | | | | | | | |
| 0380 | | | | | 2 | | | | 153 | 4 | 3 | 3 | 10 | 2 | | | 3 | 9 |
| 0381 | | | 2 | 4 | | | | | 21 | 2 | | | | | 1 | | | 7 |
| 0382 | | | | | | | | | 5 | | 3 | | 3 | | | | | |
| 0428 | | | | | | | | | 2 | 1 | | | | | | | | |
| 0480 | 9 | | | 1 | | | | 1 | 34 | 4 | 1 | 4 | 5 | | | | | 8 |
| 0481 | | | | | | | | | 16 | | | 1 | 2 | | | | 1 | |
| 0482 | | | | | | 1 | | | 4 | | | | | | | | 2 | |
| 0483 | 4 | | 2 | | | | | | 14 | | 1 | | 1 | | | | | 5 |
| 0484 | 2 | | 1 | | | | | 2 | 114 | 16 | 5 | 2 | 4 | 1 | | | 10 | 4 |
| 0486 | 5 | | 9 | | | | | | 12 | | | | 1 | | 1 | | | |
| 0509 | | | | | | | | | 4 | | | | 2 | | | | | |
| 0512 | | | | | | | | | 1 | | | | | | | | | |
| 0513 | | | 2 | | | | | | 5 | | | | | | | | | |
| 0560 | | | | | | | | | 3 | | | | | | | | | 4 |
| 0561 | | | | | | | | | 5 | | | | | 3 | 1 | | 1 | |
| 0562 | 1 | | 6 | | | | | | 15 | 2 | | 5 | | | 1 | | | |
| 0563 | | | | | | | | | 1 | | | | | | | | | 5 |
| 0580 | 9 | | | | | | 1 | 1 | 129 | 10 | 4 | 2 | 6 | | | 1 | 10 | |
| 0581 | 5 | 7 | | | | 1 | 1 | 1 | 89 | 4 | 1 | 3 | 5 | | | 2 | 5 | 4 |
| 0582 | | | | | | | | | 9 | | | | | | | | | |
| 0583 | | | | | | | | | 22 | 5 | | 5 | 1 | | | | 10 | 4 |
| 0586 | | | | | | | | | 15 | | | | | 1 | | | | |
| 0604 | | | | | | | | | 6 | | | 1 | | | | | | |
| 0617 | | | 1 | | | | | | 12 | | | | 1 | | | | | |
| 0662 | 7 | | 1 | | | | | | 60 | | | 2 | | | | | | 9 |
| 0665 | 4 | | | | | | | | 11 | | 4 | | 1 | | | | | |
| 0680 | 17 | | 1 | | | 4 | | | 182 | 24 | 10 | 4 | 17 | 2 | | 1 | 7 | 8 |
| 0682 | 2 | 6 | 1 | | | | | | 19 | | 5 | | 4 | | | | 3 | 1 |
| 0683 | 1 | | | | | | | | 42 | 12 | 1 | | | | 2 | | 2 | |
| 0684 | | | | 1 | | | | | 3 | 1 | | 1 | 1 | | | | | |
| 0685 | | | | | | | | | 23 | 7 | | | 2 | | | | 2 | |
| 0686 | 6 | | 3 | | | | | | 12 | 4 | | | 1 | | | | | |
| 0687 | | | | | | | | | 30 | | | | | | | | | |
| 0760 | 4 | | | 1 | | | 5 | | 6 | 1 | | | | | 6 | | | |

Tabell 2 (forts) Inrikes omflyttning mellan kommuner samt immigranter, emigranter och överförda från och till obefintlig-
registret kommunvis 1975

| INFLYTT. TILL | UTFLYTTADE FRÅN | | | | | | | | | | | | | | | | | |
|------------------|-----------------|------|------|------|------|------|------|------|------|------|------|------|------|------|------|------|------|------|
| | 1402 | 1407 | 1415 | 1419 | 1421 | 1427 | 1430 | 1435 | 1480 | 1481 | 1482 | 1484 | 1485 | 1486 | 1504 | 1507 | 1521 | 1524 |
| 0761 | 4 | | 3 | | | | | | 5 | | | 1 | | | | | | |
| 0763 | | | | | | | | | 9 | | | | | | | | | |
| 0764 | | | | | | | | | 21 | | | | | | | | | |
| 0765 | | | | | | | | | 19 | 3 | 1 | | | | | | | |
| 0767 | | | | | | 1 | | | 3 | | 3 | 1 | 1 | | | | | |
| 0780 | 5 | | | 6 | | | | | 73 | | 6 | | | | | | 3 | 5 |
| 0781 | 3 | | 1 | | | | | | 26 | 12 | 6 | | | | | | | 3 |
| 0821 | | | | | | | | | 1 | | | | | | | | | |
| 0834 | | | | | | | | | 5 | 6 | | | | | | | | |
| 0840 | | | | | | | | | 13 | | | | | | | | 3 | |
| 0860 | 4 | | | | | | | | 5 | | | | 4 | | 3 | | | |
| 0861 | | | | 4 | | | | | 5 | | 1 | | | | | | | |
| 0862 | | | 1 | | | | | | 2 | | | | 1 | | | | | |
| 0880 | | | 2 | 1 | | 1 | | | 51 | 2 | 10 | 1 | 2 | | | | 3 | 3 |
| 0881 | 2 | | | | | | | 1 | 11 | | | | 13 | | | | | |
| 0882 | | | | | | | | | 46 | 2 | 2 | 2 | | | | | | 4 |
| 0883 | 2 | | | | | | | | 35 | 6 | | | 1 | | | | 3 | |
| 0884 | | | 1 | | | | 2 | 9 | 5 | | | | | | | | | |
| 0885 | 6 | | | | | 2 | | | 15 | 1 | | | | | | | 4 | |
| 0980 | | | 1 | 1 | | | | | 34 | 4 | 3 | | 13 | | 1 | | | |
| 1060 | 1 | | | | | 1 | | | 16 | | | | 2 | | | | | |
| 1080 | 2 | 4 | 2 | | | 6 | 2 | | 47 | 8 | 2 | 2 | 1 | 2 | | | 1 | |
| 1081 | 1 | | | | | 2 | | | 17 | | | | | | | | | |
| 1082 | 2 | | | | | | | | 17 | 3 | | | | | 4 | | | |
| 1083 | | | | | | | | | 8 | | 5 | | | | | | | |
| 1121 | | | | | | 2 | | | 10 | | | | | | | | | 3 |
| 1137 | | | | | | | | | 5 | | | | | | | | | |
| 1160 | 5 | | | | | | | | 3 | | | | 1 | | | | | |
| 1162 | | | | | | | | | 5 | 1 | | | | | | | | 1 |
| 1163 | | | | | | | | | 9 | | 4 | | | | | | | |
| 1165 | 1 | | | | | | | | 18 | | | | | | | | | |
| 1166 | | | 6 | | | | | | 10 | | | | | | | | 3 | 7 |
| 1167 | | | 3 | | | | | | 6 | 2 | | | 5 | | | | | |
| 1168 | | | | | | | | | 24 | | | | | | | | | 4 |
| 1180 | 4 | | | | | | | | 42 | | 1 | | 8 | | | | | 2 |
| 1181 | | | | | | | | | 13 | 4 | | | 4 | | | | | |
| 1182 | 3 | | 1 | | | | | | 23 | 7 | | | 1 | | | | | |
| 1183 | 7 | | | | | | | | 21 | 5 | 3 | | 1 | | | | 4 | |
| 1214 | | | | | | | | | 7 | 3 | | | | | | | | |
| 1229 | | | | | | | | | 3 | 5 | | 6 | | | | | | |
| 1230 | | | | | | 3 | | | 24 | 3 | | | | | | | | 1 |
| 1231 | | | | | | | | | 9 | | | | | | | | | 1 |
| 1233 | 5 | | | | | | | | 22 | 1 | | | 2 | | | 4 | 5 | 7 |
| 1260 | | | | | | | | | 1 | | 1 | | | | | | | |
| 1261 | 5 | | | | | | | | 7 | 6 | | | 2 | 2 | | | | 4 |
| 1262 | | | | | | 1 | | | 17 | 2 | | | | | | | | |
| 1263 | | | | | | | | | | | | | 3 | | | | 5 | |
| 1264 | | | | | | | | | 6 | | 3 | | | | | | | |
| 1265 | | | | | | | | | 3 | | | | | | | | | |
| 1266 | | | | | | | | | 1 | | | | 1 | | | | | 2 |
| 1267 | | | | | | | | | 9 | | | | | | | | | |
| 1280 | 8 | 4 | 6 | 1 | | 1 | | | 329 | 27 | 15 | 5 | 19 | 5 | 4 | | 6 | 15 |
| 1281 | 2 | | | | | 2 | | 2 | 133 | 10 | 1 | 5 | 9 | | | 1 | 1 | 7 |
| 1282 | 3 | | | | | | | | 49 | 2 | 7 | 3 | 3 | | | | 3 | |
| 1283 | 10 | | | 3 | 2 | | 3 | | 125 | 12 | 2 | 2 | 12 | | | | 5 | 8 |
| 1284 | 1 | | 5 | | | | 3 | | 17 | 8 | | | 4 | | | | 3 | 2 |
| 1285 | | | 8 | | | | | | 16 | | | | 1 | | | | | 1 |
| 1286 | | | | | | | 1 | | 19 | | | | 4 | | | | | |
| 1287 | | | | | 2 | | | 1 | 6 | 8 | | | 1 | | | | | |
| 1315 | 3 | | 5 | | | | | | 17 | 8 | 2 | | 1 | | | | | |

Tabell 2 (forts) Inrikes omflyttning mellan kommuner samt immigranter, emigranter och överförda från och till obefintlig-registret kommunvis 1975

| INFLYTT. TILL | UTFLYTTADE FRÅN | | | | 1421 | 1427 | 1430 | 1435 | 1480 | 1481 | 1482 | 1484 | 1485 | 1486 | 1504 | 1507 | 1521 | 1524 |
|------------------|-----------------|------|------|------|------|------|------|------|------|------|------|------|------|------|------|------|------|------|
| | 1402 | 1407 | 1415 | 1419 | | | | | | | | | | | | | | |
| 1763 | | | | | | | | | 15 | | 4 | | | | | | 8 | |
| 1764 | | | | | | | | | 23 | | | 2 | 1 | | 2 | | 6 | |
| 1765 | | | | | | | | | 25 | 2 | 4 | | 5 | | 2 | 4 | 2 | 1 |
| 1766 | 1 | | | | | | | | 15 | | 1 | | | | | | | |
| 1780 | 28 | | 1 | | 1 | 1 | | 5 | 164 | 15 | 19 | 4 | 33 | 4 | | | 4 | 8 |
| 1781 | 4 | | 2 | | 1 | | | | 50 | 9 | | 3 | 11 | | | 4 | | 13 |
| 1782 | | | | | | | | | 27 | | 3 | 1 | 2 | | | | 3 | 2 |
| 1783 | 1 | | | | | | | | 13 | | 1 | | | | | | | |
| 1784 | 5 | | | | 1 | 1 | | | 32 | 5 | 4 | 4 | 3 | 2 | | | 9 | 1 |
| 1785 | | | | | | | 4 | 3 | 40 | 4 | 1 | 1 | 2 | 2 | 2 | | | 1 |
| 1860 | | | | | | | | | 24 | | | | 1 | | | | | |
| 1861 | 2 | | 1 | | | | | | 7 | | | | | | | | 1 | |
| 1862 | | | | | | | | | 11 | | | | | | | | 5 | 3 |
| 1863 | | | 7 | | | | | | 13 | | | 1 | | | | | 1 | |
| 1864 | | | | | | 2 | | | 2 | | | | 1 | | | | | |
| 1880 | 7 | | 1 | | 2 | 1 | | 2 | 131 | 16 | 16 | 7 | 14 | 5 | | | 5 | 5 |
| 1881 | 3 | | | | | | | | 8 | 6 | | | | | | | | 5 |
| 1882 | 1 | | | | | | | | 12 | | | | 1 | | | | | |
| 1883 | | | 7 | | | | | | 60 | 5 | | | | | | | | 8 |
| 1884 | 2 | | | | | | 1 | | 2 | | | 1 | | | | | | |
| 1885 | | | | 6 | | | | 4 | 14 | 4 | | | | | | | 1 | |
| 1904 | | | | | | | | | 6 | | | | | | | | | |
| 1907 | 1 | | | | | | | | 9 | | | | | | | | | |
| 1917 | | | | | | | | | | | | | 2 | | | | 1 | 3 |
| 1960 | | | | | | | | | 3 | 1 | 4 | | | | | | 1 | |
| 1961 | | | | | | | | | 1 | | | | 4 | | | 1 | | |
| 1962 | | | | | | | | | 1 | | | | | | | | | |
| 1980 | 6 | 1 | 3 | | | | | | 103 | 6 | 4 | 5 | 8 | | | 2 | 4 | 8 |
| 1981 | | | | | | | | | 6 | | 1 | | | 1 | | | 1 | |
| 1982 | 2 | | 1 | | 4 | | | | 18 | 3 | 1 | | | | | | 1 | 3 |
| 1983 | | | 8 | | | 1 | | | 23 | 1 | | | 1 | | | | 2 | |
| 1984 | 1 | | | | | 1 | | | 22 | 2 | | | | | | | | |
| 2021 | | | | | | | | | 13 | | | | | | | | 1 | |
| 2023 | | | | | | | | | 9 | 1 | 1 | | 5 | | | | | |
| 2026 | | | | | | | | | | | | | 4 | | | | | |
| 2029 | 3 | | | | | | | | 9 | | | | | | | | | |
| 2031 | 1 | | 1 | | | | | | 9 | 1 | | | 2 | | | | 4 | |
| 2034 | | | | | | | | | 3 | 1 | | | | | | | | |
| 2039 | | | | | | | | | | | | | | | | | | |
| 2061 | | | | 2 | | | | | 11 | | | 1 | 1 | 1 | | | | 2 |
| 2062 | 6 | | 2 | | | | | | 19 | 3 | | | | 1 | | | | |
| 2080 | 4 | | 3 | 1 | | | | | 67 | 1 | | 4 | 11 | | 1 | | | |
| 2081 | 1 | | 2 | | | | 5 | | 35 | 2 | 2 | | | | | | 4 | |
| 2082 | | | | | | | | | 3 | | | | | | | | | |
| 2083 | | | | | | | | | 6 | 1 | | | | | | | | |
| 2084 | | | | | | | | | 15 | | | | 1 | | | | | |
| 2085 | | | | | 1 | | | | 40 | 4 | | | 2 | | | | | 4 |
| 2101 | | | | | | | | | 2 | | | | | | | | | |
| 2104 | | | 1 | | | | | | 7 | | | | | | | | | |
| 2121 | | 2 | | | | | | | 7 | 1 | | | | | 1 | | | |
| 2132 | | | | | | | | | | | | | | | | | | |
| 2161 | | | | | | | | | 5 | | | | | | 4 | | | |
| 2180 | 2 | | 1 | | | | 1 | | 101 | 4 | 3 | 4 | 2 | 2 | 1 | 3 | 9 | 2 |
| 2181 | | | | | | | | | 23 | 2 | 1 | | | | | | 7 | |
| 2182 | | | 3 | | | | | | 20 | | | | 13 | | | | 4 | 1 |
| 2183 | | | | | | | | | 10 | | | | 5 | | | | | |
| 2184 | | | | | | | 3 | | 14 | 2 | | | | | | | | 1 |
| 2260 | | | 2 | | | | | | 3 | | | | | | | | | |
| 2262 | 2 | | | | | | | | 15 | 2 | | | | | | | 3 | |
| 2280 | | | | | | 3 | | | 15 | | | 3 | 7 | | | | 1 | |

| INFLYTT. TILL | UTFLYTTADE FRÅN | | | | | | | | | | | | | | | | | |
|------------------|-----------------|------|------|------|------|------|------|------|-------|------|------|------|------|------|------|------|------|------|
| | 1402 | 1407 | 1415 | 1419 | 1421 | 1427 | 1430 | 1435 | 1480 | 1481 | 1482 | 1484 | 1485 | 1486 | 1504 | 1507 | 1521 | 1524 |
| 2281 | 3 | | | 5 | | | 4 | | 103 | 3 | 5 | | 3 | 5 | 4 | | 9 | 1 |
| 2282 | | | 1 | | | | | | 7 | | | | | | | | | |
| 2283 | 5 | | 3 | | | | | | 6 | 5 | 5 | 2 | 1 | | | | | |
| 2284 | 3 | | | | | | | | 51 | 2 | | | 2 | | | | 2 | 4 |
| 2303 | | | | | | | | | | | | | 1 | | | | | 1 |
| 2305 | | | | | | | | | 6 | | | | | | | | | |
| 2309 | | | | | | | | | 8 | | | | | 1 | | | 1 | |
| 2313 | | | 2 | | | | | | 12 | | | | 1 | | | | | |
| 2321 | | | 2 | | | 5 | | | 1 | | | | | | | | | 2 |
| 2326 | | | | | | | | | | | | | | | | | | |
| 2361 | | | | | | | | | 6 | 2 | 1 | | | | 2 | | | |
| 2380 | 10 | 4 | | 2 | 3 | | | | 83 | 7 | 5 | | 3 | | | | 4 | 12 |
| 2401 | | | | | | | | | 3 | | | | | | | | | |
| 2404 | | | | | | | | | 6 | | | 5 | | | | | | |
| 2409 | | | | | | | | | 1 | | | | | | | | 5 | 1 |
| 2417 | | | | | | | | | 2 | | | | | | | | | 5 |
| 2421 | | | | | | | | | | | | | | | | | | |
| 2422 | | | | | | | | | | | | | | | | | | |
| 2460 | | | | | | | | | 6 | | | 1 | 1 | | | | | |
| 2462 | | | | | | | | | 4 | | | | | | | | | |
| 2463 | | | | | | | | | | | | | | | | | | 4 |
| 2480 | 12 | 1 | 7 | 1 | | | | 1 | 86 | 13 | 1 | 2 | 3 | | | | 3 | 4 |
| 2481 | | | 3 | | 4 | | | | 6 | 6 | 4 | | | | | | | |
| 2482 | 5 | | 1 | | | | | | 62 | 2 | 1 | | 3 | | | 4 | 5 | |
| 2505 | | | | | | | | | 7 | | | 1 | | | | | | |
| 2506 | | | | | | | 1 | | | | 3 | | | | | | | |
| 2510 | 1 | | | | | | | | 2 | | | 1 | | | | | 1 | |
| 2513 | | | | | | | | | | 3 | | | | | | | | |
| 2514 | | | | | | | | 2 | 19 | | 1 | | | | | | | 1 |
| 2518 | | | | | | | | | 3 | 3 | | | | | | | 10 | |
| 2521 | | | | | | | | | 5 | | | | | | | | | |
| 2523 | 1 | | | | | | | 1 | 28 | | | | | | | | 7 | |
| 2560 | | | | | | | | | 6 | 4 | | | | | | | | |
| 2580 | 9 | 1 | 2 | 1 | | | | | 87 | 8 | 1 | 1 | 7 | 4 | 3 | | 12 | 4 |
| 2581 | | | 5 | | 3 | | | | 21 | | | | | | | | | 3 |
| 2582 | 3 | | | | | | | | 19 | 2 | 2 | | 2 | | | | | |
| 2583 | | | | | | | | | 16 | | | | | | 6 | | 3 | |
| 2584 | 2 | | | | | | | | 17 | 4 | | | 7 | | | 1 | | |
| OB | 3 | | 4 | 1 | | | | | 35 | | 8 | | 1 | | | | | |
| UTLANDET | 54 | 18 | 43 | 7 | 4 | 10 | 5 | 10 | 2961 | 144 | 109 | 303 | 114 | 29 | 13 | 5 | 86 | 43 |
| DÖRAV | | | | | | | | | | | | | | | | | | |
| DANMARK | 9 | 1 | 4 | 1 | | 3 | 1 | 1 | 506 | 9 | 15 | 4 | 24 | | 3 | | 24 | 2 |
| FINLAND | 23 | 2 | 6 | 1 | | | | | 765 | 58 | 21 | 1 | 21 | | 3 | 4 | 42 | 8 |
| NORGE | 10 | 2 | 6 | 4 | | 1 | 1 | 4 | 441 | 31 | 20 | 10 | 40 | 28 | 5 | | 3 | 7 |
| GREKLAND | | | | | | | 2 | | 47 | | 1 | 1 | 8 | | | | 1 | |
| JUGOSLAV | | | | | | | | | 198 | | 5 | 3 | | | | | 4 | |
| POLEN | 1 | | 1 | | | | | | 11 | | | | | | | | | 3 |
| TYSKLAND | 5 | | | | | | | | 79 | 10 | 11 | 19 | 3 | | | 1 | 1 | 7 |
| USA | | 1 | | 1 | 2 | | | 1 | 121 | 2 | 7 | 36 | 5 | | | | 1 | |
| SAMTLIGA | 2442 | 318 | 984 | 369 | 359 | 290 | 368 | 300 | 22564 | 3437 | 1405 | 800 | 2129 | 296 | 157 | 226 | 1494 | 1775 |

**Tabell 2 (forts) Inrikes omflyttning mellan kommuner samt immigranter, emigranter och överförda från och till obefintlig-
registret kommunvis 1975**

| INFLYTT. TILL | UTFLYTTADE FRÅN | | | | 1562 | 1563 | 1565 | 1566 | 1580 | 1581 | 1582 | 1583 | 1584 | 1585 | 1602 | 1622 | 1623 | 1637 |
|------------------|-----------------|------|------|------|------|------|------|------|------|------|------|------|------|------|------|------|------|------|
| | 1527 | 1552 | 1560 | 1561 | | | | | | | | | | | | | | |
| 0114 | | | | | 3 | | | | 5 | 2 | 1 | 20 | | | | | | 3 |
| 0115 | | | | | | 4 | | | | | 1 | | | | | | 4 | |
| 0120 | | | | | | 4 | | | | 1 | | 1 | | | | | | |
| 0123 | | | | | | | | | 4 | 6 | 2 | 13 | 3 | 4 | | 3 | | |
| 0125 | | | | | | | | | 1 | 3 | 4 | 7 | | | 2 | | | |
| 0126 | | 1 | 2 | 3 | 6 | | 1 | 4 | 2 | 1 | 6 | | 5 | | | | | 3 |
| 0127 | | | | 1 | | 16 | | 3 | 23 | 1 | 19 | 6 | | | | | 2 | |
| 0136 | | | | | | 4 | 2 | 5 | 1 | 1 | 13 | | | | | | | 1 |
| 0138 | | | | | | 2 | | 5 | | | 3 | | | | | | | |
| 0139 | | | | | | | | | 1 | | 4 | | | | | 1 | 1 | |
| 0160 | 1 | | | | | | | | 4 | 1 | 2 | 3 | 1 | 1 | | | | |
| 0162 | | | | 1 | | 1 | | 1 | 2 | 2 | 3 | | | | 1 | 1 | | 3 |
| 0163 | | | | 3 | | 2 | | | 4 | 1 | 5 | 2 | 2 | | | | 4 | |
| 0180 | 7 | 4 | 11 | | | 14 | 4 | 15 | 43 | 26 | 138 | 9 | 7 | | 8 | | | 11 |
| 0181 | 2 | 3 | | | | 4 | 4 | 2 | 23 | 4 | 35 | 1 | 1 | | | | | |
| 0182 | | | | | | | | | 4 | 6 | 1 | 15 | 2 | | | | | |
| 0183 | | | | | 1 | | | | 3 | 2 | | 2 | | 1 | | | | 1 |
| 0184 | | 1 | 1 | | | | 1 | | 2 | 1 | 16 | 2 | 1 | | | | 1 | 1 |
| 0186 | 3 | | | | | 1 | | | 1 | 1 | 8 | 2 | | | | | | |
| 0187 | | | | | | | 4 | | 5 | 1 | 6 | | 2 | | 1 | | | |
| 0188 | | | | 3 | | | | | 2 | 1 | | 22 | | | | | | |
| 0191 | | | | | | | | | 8 | | | | | | | | | |
| 0192 | | | | | | | | | | | 1 | | 2 | | | | | |
| 0305 | | | | | | 1 | | 3 | 1 | | | | | | | | | |
| 0319 | | | | | | | | 2 | | | 1 | 1 | | | | | | |
| 0360 | | 1 | | | 3 | | | | | | 2 | | | | | | | |
| 0380 | 2 | 7 | 4 | 1 | | 2 | 2 | 11 | 13 | 7 | 28 | 2 | 5 | | 1 | 1 | | 7 |
| 0381 | | | 1 | | | | | | 1 | | 10 | | 1 | | | | | |
| 0392 | | | | | | | | | 1 | 13 | 3 | 1 | 1 | | | | | |
| 0428 | | | | | | | | 6 | 1 | | 11 | 1 | 2 | | | | | |
| 0480 | 2 | | 1 | 3 | | | 1 | 11 | 16 | | 7 | 1 | 1 | | | | | 2 |
| 0481 | | | | | | | | 3 | 1 | | 2 | | | | | | | 1 |
| 0492 | | | | | | | | 4 | 5 | | 8 | | | | | | | |
| 0483 | | | | 6 | | | | 2 | 1 | 3 | 2 | | | | | 2 | 2 | |
| 0484 | | | | | 6 | 11 | | 10 | 7 | 1 | 40 | | 4 | | 8 | | | 1 |
| 0486 | | | | | | | | | | 1 | 1 | | 1 | | 2 | | | 1 |
| 0509 | | | | | | | | | | 4 | | | 1 | | 5 | | | |
| 0512 | | | | | | | | | | | | | | | | | | |
| 0513 | | | | | | | | | 1 | | | 1 | | | | | 1 | |
| 0560 | | | | | | | | | 6 | | 4 | | | | | | | |
| 0561 | | | | | | | | | | | 3 | | | | | | | |
| 0562 | | | | | | 1 | 1 | 2 | 2 | 4 | 8 | | | | | 3 | | |
| 0563 | | 2 | | | | | 1 | | 1 | | | | | | | | | |
| 0580 | 1 | | | | | 2 | 1 | 1 | 11 | 15 | 4 | 20 | 5 | | | | 3 | 3 |
| 0581 | 2 | 7 | | 1 | 5 | 2 | | 11 | 15 | 1 | 28 | 6 | | | 2 | | | |
| 0582 | | | | | | 4 | | | | | | | | | | 1 | | |
| 0583 | 5 | | 2 | | 3 | 7 | | 1 | 7 | 3 | 14 | | 5 | 2 | | 1 | | 4 |
| 0586 | | | | | | | | 1 | | | 1 | 1 | | | | | | |
| 0604 | | | | 1 | | | | | | | | | | | | | 3 | |
| 0617 | | 20 | 1 | | | 1 | | | | | 8 | | | | | | | |
| 0662 | | 43 | | | 5 | | 8 | 1 | 3 | 1 | 6 | 23 | 7 | | 1 | | | |
| 0665 | | 2 | | | | | | | 6 | | 2 | 2 | 3 | | 2 | | 4 | |
| 0680 | 1 | 7 | 1 | | 3 | 9 | | 7 | 12 | 17 | 93 | 21 | | 57 | 94 | | | 1 |
| 0682 | | | 1 | 2 | | 2 | 1 | | 11 | 2 | 3 | | | | | | | |
| 0683 | | 5 | 1 | | | | | 6 | 3 | | 24 | 1 | | | 4 | 3 | | |
| 0684 | | | 4 | | | | | | | | | | | | | | | 1 |
| 0685 | | | | 1 | | | 5 | 2 | 1 | | 3 | 6 | | | | | | |
| 0686 | | 2 | | | | | 1 | 2 | | | 3 | 1 | | | | | 1 | |
| 0687 | | 1 | | | | | | | | | | 2 | | | | | 3 | |
| 0760 | | | | | | | 1 | | | | 3 | 1 | | | | | | |

| INFLYTT- TILL | UTFLYTTADE FRÅN | | | | | | | | | | | | | | | | | |
|------------------|-----------------|------|------|------|------|------|------|------|------|------|------|------|------|------|------|------|------|------|
| | 1527 | 1552 | 1560 | 1561 | 1562 | 1563 | 1565 | 1566 | 1580 | 1581 | 1582 | 1583 | 1584 | 1585 | 1602 | 1622 | 1623 | 1637 |
| 0761 | | | | | | | | | 3 | | | 1 | | 3 | | | | |
| 0763 | | | | | | | | 1 | | | | 1 | | | | | | |
| 0764 | | 1 | | | | | | | | | | 5 | 1 | | | | | |
| 0765 | | | | | | | | | | | | 1 | 1 | | | | | |
| 0767 | 1 | | | | | | | | | 2 | | | | | | | | |
| 0780 | 1 | 2 | | | 1 | 6 | | | 8 | 13 | 6 | 17 | 6 | 1 | | | | |
| 0781 | | | | | | | | | 2 | 2 | 1 | 7 | 2 | | | | | |
| 0821 | | | | | | | | | | | | | | | | | | |
| 0834 | | | | | | | | | | 4 | | | 6 | 3 | | | | |
| 0840 | | | | | | | | | | | | 4 | | | | | | |
| 0860 | | 1 | | | | | 4 | | 1 | 4 | 1 | 1 | | | | | | |
| 0861 | | | | | | | | | | 4 | | | | | | | | |
| 0862 | | 1 | | 3 | | 2 | 2 | | 3 | | | 3 | | | | 1 | | |
| 0880 | | | | | 2 | 6 | | | 2 | 3 | | 19 | 2 | 3 | | | | |
| 0881 | 1 | | | | | | | | 5 | | | 1 | 1 | | | | | |
| 0882 | 3 | | 6 | | | | 1 | 3 | 5 | 3 | | 17 | 1 | 4 | | | | |
| 0883 | | | | | | | 1 | | | 3 | 5 | 3 | 1 | | | | | 1 |
| 0884 | | | | | | | | | | 1 | | 2 | | 1 | | | | |
| 0885 | | | | | | | | | | | | 2 | | | | | | |
| 0980 | | | 1 | | | 2 | 1 | | 10 | 2 | | 4 | 1 | | 10 | | | 3 |
| 1060 | | | | | | | 1 | | | 1 | | 1 | | | | | | |
| 1080 | 1 | | | | | 1 | | | 5 | 5 | 2 | 12 | 4 | 1 | | | | 2 |
| 1081 | | 5 | | | | | | | | 4 | | 12 | 2 | | | | | |
| 1082 | | | | | | | | | | 5 | | 3 | 4 | | | | | |
| 1083 | | | | | | 4 | | | | | 3 | 1 | 4 | | | | | |
| 1121 | | 1 | | 2 | | | | | | | | 3 | | | | | | |
| 1137 | | | | | | | | | | | | 1 | | | | | | |
| 1160 | | | | | | | | | | | | 1 | | | | | | |
| 1162 | | | | | | | | | | | 1 | | | | | | | |
| 1163 | | 4 | 1 | | | | | | | | | 1 | 1 | | | | | |
| 1165 | | | | | | | | | | | | | | | | | | |
| 1166 | | | | 5 | | | 1 | | 4 | 5 | | 5 | 4 | 2 | | | | 5 |
| 1167 | | | | | | 3 | | | | 1 | | 9 | | | | 1 | | 5 |
| 1168 | | | | | | | | | | | | 9 | | | | | | 3 |
| 1180 | | 1 | | 2 | | 4 | | | 12 | 4 | 3 | 14 | | | | | 1 | |
| 1181 | | 2 | | | 1 | | | | | | | | | | | | | |
| 1182 | | 1 | | | | 2 | | | 2 | 1 | | 5 | | | | 5 | | |
| 1183 | | 1 | 3 | | 3 | 3 | | | | 1 | | 7 | | 6 | | | | |
| 1214 | | | | | | | 1 | | | | | 4 | | | | | | |
| 1229 | | | | | | | | 1 | | 4 | | | | | | | | |
| 1230 | | 4 | | | | | | | | | | | 1 | | | | | |
| 1231 | | | 1 | | | | | 1 | | 11 | | 1 | 2 | | | | | |
| 1233 | | | | | | | | | | | 1 | 9 | | | | | | |
| 1260 | | 1 | 1 | | | | | | | 1 | | 6 | | | | | | |
| 1261 | | | | | | | | | | 4 | | 5 | | | | | | |
| 1262 | | 1 | | | | 1 | | | | | | 3 | | | | | | |
| 1263 | | | | | | | | | | | | | | | | | | |
| 1264 | | | | | | | | | | 3 | 1 | | | | | 4 | | |
| 1265 | | | | | | | | | | | | 4 | | | | | | |
| 1266 | | | | | | | 1 | | | | | | | | | | | |
| 1267 | | | | | | | | | | | | | | | | | | |
| 1280 | | 3 | | 2 | 5 | 6 | 1 | 3 | 22 | 21 | 1 | 86 | 1 | | 1 | 2 | | 2 |
| 1281 | | | 3 | 2 | | 3 | | | 5 | 7 | 6 | 51 | 12 | | 1 | | 1 | 2 |
| 1282 | | 1 | | | | 8 | | 4 | | 1 | | 11 | | | | | | |
| 1283 | | | 4 | 1 | | 2 | 3 | 1 | 7 | 4 | 7 | 35 | 3 | | 1 | | | |
| 1284 | | | | | | | | | | 1 | | 5 | | | | | | |
| 1285 | | | | | | | 3 | 4 | | | | 3 | | | 1 | | | 4 |
| 1286 | 1 | | | | | | 3 | | | | | 7 | | | | | | |
| 1287 | | | | | | | | | | | | | | | | | | |
| 1315 | | | | | 4 | | | | | | 2 | 3 | | | | | | |

**Tabell 2 (forts) Inrikes omflyttning mellan kommuner samt immigranter, emigranter och överförda från och till obefintlig-
registret kommunvis 1975**

| INFLYTT. TILL | UTFLYTTADE FRÅN | | | | | | | | | | | | | | | | | |
|------------------|-----------------|------|------|------|------|------|------|------|------|------|------|------|------|------|------|------|------|------|
| | 1527 | 1552 | 1560 | 1561 | 1562 | 1563 | 1565 | 1566 | 1580 | 1581 | 1582 | 1583 | 1584 | 1585 | 1602 | 1622 | 1623 | 1637 |
| 1380 | 7 | 2 | 2 | 10 | | 9 | 5 | | 8 | 14 | 11 | 67 | 7 | 4 | 1 | | | |
| 1381 | | | | | | 1 | 1 | 5 | 5 | | | 9 | 6 | | | | | |
| 1382 | | 3 | 6 | | 1 | 24 | 29 | | 7 | | 10 | 64 | 4 | | 1 | | | |
| 1383 | | 5 | 1 | 3 | 8 | 90 | 10 | 7 | 2 | 6 | 5 | 87 | 5 | 4 | 1 | 1 | 3 | 1 |
| 1384 | | | | 4 | 3 | 33 | 5 | 1 | 7 | 18 | 13 | 52 | 9 | 3 | | | | |
| 1401 | 7 | | | 1 | 5 | 14 | 1 | 1 | 2 | 6 | 5 | 24 | 5 | 1 | | 2 | | |
| 1402 | | 3 | | | 3 | 15 | 3 | 6 | 7 | 19 | 27 | 38 | 1 | 7 | 1 | 6 | | |
| 1407 | | | | 1 | | | | | | | 3 | 13 | | | | | | |
| 1415 | 1 | | 1 | 1 | 7 | 3 | | | 7 | 14 | 5 | 6 | | 2 | | | | |
| 1419 | | | | | | | | | 6 | | 3 | | | | | | | |
| 1421 | | | | | 2 | | | | | 18 | | 4 | | 4 | | | | |
| 1427 | | | 3 | 1 | 2 | 6 | | | 3 | 7 | | 3 | | 1 | | | | |
| 1430 | | | 5 | | 2 | | | | 6 | 2 | 2 | 11 | | | | | | |
| 1435 | | | | | | | | | 9 | 20 | 1 | 7 | | | | | | |
| 1480 | 36 | 33 | 45 | 52 | 76 | 107 | 11 | 32 | 112 | 264 | 177 | 591 | 56 | 34 | 11 | 14 | 9 | 20 |
| 1481 | 3 | 2 | | 3 | 7 | 28 | | 4 | 10 | 15 | 6 | 48 | 1 | 2 | | 1 | | |
| 1482 | 3 | | 1 | 2 | 30 | 3 | | 3 | 7 | 23 | 21 | 22 | 7 | 4 | 3 | | | 2 |
| 1484 | | | 4 | 2 | 8 | 4 | | 2 | 7 | 32 | | 14 | 3 | 3 | | | | |
| 1485 | 1 | 2 | 18 | 16 | 20 | 4 | 2 | 3 | 91 | 104 | 11 | 23 | 10 | 2 | | | | |
| 1486 | | | | | 8 | 1 | | | 8 | 3 | | 4 | | | | | | |
| 1504 | 1 | | 40 | 4 | 1 | 6 | | 1 | 10 | 11 | | 1 | | 7 | | | | |
| 1507 | | | 17 | 3 | | 4 | | | 10 | 2 | | 7 | | | | | | |
| 1521 | 3 | 1 | 11 | 1 | 46 | 3 | 3 | | 15 | 14 | 10 | 23 | | | 1 | | | |
| 1524 | 4 | | 4 | 5 | 11 | 2 | | 1 | 3 | 5 | 63 | 24 | 1 | | | | | |
| 1527 | | | | | | | | 1 | 38 | 2 | 10 | 188 | 26 | 1 | 1 | 1 | 1 | |
| 1552 | | | | | | 4 | 25 | 1 | 5 | 9 | 5 | 170 | 52 | | | | | |
| 1560 | | 2 | | 19 | 2 | | | | 13 | 22 | 1 | | | 23 | | | | |
| 1561 | | | 17 | | | | 3 | | 85 | 69 | | 3 | | 19 | | | | |
| 1562 | | | 3 | | | 5 | | | 12 | 201 | 3 | 9 | 2 | | | | | |
| 1563 | | 8 | | | | | 16 | 5 | 19 | 2 | 8 | 260 | 9 | 4 | 1 | | 4 | |
| 1565 | 1 | 55 | | | | 32 | | | | 4 | 11 | 159 | 1 | | | | | |
| 1566 | 15 | | | | | 1 | | | | | 21 | 57 | 4 | 1 | 3 | | | |
| 1580 | 4 | 1 | 10 | 89 | 7 | 5 | 4 | 1 | | | 10 | 40 | 2 | 15 | 15 | | | |
| 1581 | 11 | | 23 | 23 | 145 | 5 | 6 | 4 | 269 | | 47 | 38 | 11 | 19 | 25 | | 1 | |
| 1582 | 85 | 2 | 1 | 1 | 1 | 21 | 4 | 38 | 11 | 40 | | 62 | 14 | | | | | |
| 1583 | 16 | 80 | 10 | | 14 | 187 | 91 | 67 | 24 | 48 | 74 | | 148 | 5 | 6 | | 3 | 3 |
| 1584 | 5 | 21 | | | | 15 | 8 | 11 | | 1 | 1 | 202 | | | | 5 | 7 | |
| 1585 | 2 | | 41 | 18 | 2 | | | | 13 | 24 | | 7 | | | | | | |
| 1602 | | | | 1 | | | | | 20 | 37 | 3 | 3 | | | | | | |
| 1622 | | 1 | | | | | 1 | | | | | 1 | | 1 | | | 20 | |
| 1623 | | | | | | 5 | | | | | | | 2 | | | 18 | | 3 |
| 1637 | | | | | | | | | 4 | 2 | | 5 | | | 1 | | | |
| 1643 | | | 6 | | | 1 | | | | | | | | | 2 | | | 5 |
| 1660 | 7 | | | 3 | 1 | 4 | 2 | 29 | 33 | 66 | 24 | 17 | | 1 | 41 | | 2 | |
| 1661 | 1 | | | | | | | 4 | 5 | 7 | 9 | 2 | 2 | | 2 | | | 1 |
| 1662 | 1 | | | | | | | | 3 | 1 | 4 | 5 | 3 | | | 1 | 2 | 40 |
| 1663 | | | | | | | | | 2 | 6 | | 1 | | | 1 | | 2 | 7 |
| 1680 | | 1 | | 1 | 8 | | | | 2 | 9 | 4 | 20 | 4 | 4 | | | 1 | 9 |
| 1681 | | 3 | | 1 | | 2 | 5 | 4 | 13 | 16 | 2 | 12 | | 1 | 14 | | 5 | 2 |
| 1682 | | 1 | | 1 | 2 | | | 9 | 9 | 4 | 10 | 14 | | 1 | 3 | | 2 | 4 |
| 1683 | 2 | 7 | 1 | | 6 | 7 | | 3 | 9 | 24 | 4 | 39 | 11 | 2 | 3 | 2 | 6 | 50 |
| 1684 | | 4 | | | | | | | 2 | | | 2 | 8 | | | | 1 | 15 |
| 1685 | | | | | | | | | | 3 | 1 | 3 | 1 | | | | 10 | 3 |
| 1686 | 2 | 2 | | | 2 | 1 | 7 | 20 | 4 | 10 | 10 | 30 | 39 | | 30 | 5 | 2 | |
| 1715 | | 2 | 5 | | | | | 1 | | 12 | | 6 | 1 | 2 | | | | 4 |
| 1730 | | | | | | | | | | 2 | 1 | 3 | | | | | | |
| 1737 | | | | | | | | | 2 | 10 | | 1 | | | | | | |
| 1760 | | | | | | | | 1 | 1 | 5 | | | | | | | | |
| 1761 | | | 4 | 3 | | | | | | 1 | 5 | 1 | | | | | | |
| 1762 | | | | | | | | | 1 | 2 | | 1 | | | | | | |

| INFLYTT. TILL | UTFLYTTADE FRÅN | | | | | | | | | | | | | | | | | |
|------------------|-----------------|------|------|------|------|------|------|------|------|------|------|------|------|------|------|------|------|------|
| | 1527 | 1552 | 1560 | 1561 | 1562 | 1563 | 1565 | 1566 | 1580 | 1581 | 1582 | 1583 | 1584 | 1585 | 1602 | 1622 | 1623 | 1637 |
| 1763 | | 4 | 5 | | | | | | | 6 | | | | 1 | | | | |
| 1764 | | | 5 | 1 | | | | | 6 | | | | | 7 | 4 | | | |
| 1765 | | | 14 | 3 | | | | | 2 | | | | 5 | 5 | | | | |
| 1766 | | | | 5 | | | | | 1 | | | | 6 | 6 | | | | |
| 1780 | 3 | | 17 | 9 | 1 | 2 | | 5 | 30 | 26 | 11 | 24 | 2 | 22 | | | | 3 |
| 1781 | | | 1 | | | | | 1 | 1 | 12 | | 3 | | 6 | | | | 2 |
| 1782 | | | | | | 1 | | | 2 | 12 | | 5 | | | | | | |
| 1783 | | | | | | | | | 1 | 16 | | 1 | | 1 | | | | |
| 1784 | 1 | | 1 | | 1 | | | | 2 | 15 | | 13 | 1 | 9 | | | | 4 |
| 1785 | | | 26 | 3 | | | | | 5 | 7 | 5 | 8 | 1 | 57 | | 1 | | |
| 1860 | | 5 | | 4 | | 1 | | | | 3 | | 6 | | | | | | 5 |
| 1861 | | | | | | | | | | 4 | 4 | 2 | | | | 1 | | 2 |
| 1862 | 1 | | | | | | | | | 2 | | | | 3 | | | | |
| 1863 | | | 1 | | | | | | | 4 | | | | | | | | 1 |
| 1864 | | 4 | | | | | | | | | | 3 | | | | | | |
| 1880 | 1 | 1 | | 5 | 2 | | | | 16 | 10 | 7 | 31 | 2 | 1 | | | 1 | 12 |
| 1881 | | | 1 | | | | 4 | | 1 | 1 | 1 | 8 | | | | | 1 | 2 |
| 1882 | | | | | | | | | 1 | | | 2 | | 3 | | | | 4 |
| 1883 | 3 | | 4 | | 1 | 1 | | | 3 | 6 | 1 | 18 | 1 | 4 | | | 1 | 1 |
| 1884 | | | 3 | | | 1 | | | 1 | | | 2 | 2 | | | | | |
| 1885 | | | 4 | | | | | | | 1 | | 1 | | 1 | | | | 2 |
| 1904 | | | | | | | | | | | | | | | | | | |
| 1907 | | | | | | | | | | 2 | 1 | | | | | | | |
| 1917 | | | | | | | | | | | | | | | | | | |
| 1960 | | | | | | | | | | 3 | | 5 | | | | | | |
| 1961 | | | | | 1 | 3 | | | | 5 | | 5 | | | | | | 1 |
| 1962 | | | | | | | | | | | | | | | | | | |
| 1980 | 6 | 1 | 2 | 1 | | 6 | | | 1 | 10 | 3 | 25 | 3 | 2 | 1 | 1 | | 1 |
| 1981 | | | 3 | | | | | | 1 | | | | 1 | | | | | |
| 1982 | | | | | | | | | | | | 3 | | | | | | |
| 1983 | | 3 | | | | 1 | 1 | | 2 | 4 | | 2 | | | | | | 1 |
| 1984 | | | 2 | | | | | | | | | | 2 | | | | | |
| 2021 | | | | | | | | | | | | | | 1 | | | | |
| 2023 | | 3 | | | | | | | | 2 | | | | | | | | |
| 2026 | | | | | | | | | 2 | | | | | | | | | |
| 2029 | | | | | | | | | 3 | 4 | 1 | 3 | | | 1 | | | |
| 2031 | | | | | | | 1 | | | 3 | | | 1 | | | | | |
| 2034 | | | | 2 | | | | | | | | 4 | | | | | | 1 |
| 2039 | | | | | | | | | | 3 | | | | | | | | |
| 2061 | | | | | | | | | | 7 | | 8 | | 1 | | | | |
| 2062 | | | | | | | | | | | 2 | 7 | | | | | | |
| 2080 | | 2 | 5 | | 1 | | | 1 | 9 | 9 | | 11 | 1 | | 2 | | | 1 |
| 2081 | | 1 | | | | 2 | | | 2 | 9 | 1 | 13 | 2 | 1 | | | | 3 |
| 2082 | | | | | | 1 | | 1 | 1 | | | | | | | | | |
| 2083 | | | | | | | | 1 | | 1 | | | 4 | | | | | |
| 2084 | | | | | | | | | 4 | | | | | | | | | 2 |
| 2085 | | | | | | | 2 | | 9 | 4 | 2 | 4 | 2 | 2 | | | | 2 |
| 2101 | | | | | | | | | | | | | | 7 | | | | |
| 2104 | | | | 2 | | | | | | 1 | | 2 | 1 | | | | | |
| 2121 | | | 3 | | | | | | | | | | | | | | | |
| 2132 | | | | 1 | | | | | | | | | 1 | | | | | |
| 2161 | | | | 1 | | | | | | | 1 | | | | | | | |
| 2180 | | | | 3 | | | | | | | 1 | 9 | 2 | 1 | | | | 3 |
| 2181 | | | | | 5 | 2 | | | 8 | 12 | 1 | 9 | 1 | | | | | |
| 2182 | | | | | 1 | 4 | 1 | | 3 | 10 | 7 | 7 | 1 | | 2 | | | |
| | | | | | 13 | | | 1 | 1 | | | 4 | | | 1 | | | 1 |
| 2183 | | | | | | | | | | 4 | | 12 | | | | | | |
| 2184 | | | | | 5 | | 1 | | | 11 | | 3 | 1 | 1 | | | | |
| 2260 | | | | | | | | 1 | 3 | 7 | | | | | | | | |
| 2262 | | | | | | | | | 2 | 16 | | | | | | | | |
| 2280 | | | | | 2 | 1 | | 1 | 4 | 9 | | 13 | | | | | 5 | |

Tabell 2 (forts) Inrikes omflyttning mellan kommuner samt immigranter, emigranter och överförda från och till obefintlig-registret kommunvis 1975

| INFLYTT. TILL | UTFLYTTADE FRÅN | | | | | | | | | | | | | | | | | |
|------------------|-----------------|------|------|------|------|------|------|------|------|------|------|------|------|------|------|------|------|------|
| | 1527 | 1552 | 1560 | 1561 | 1562 | 1563 | 1565 | 1566 | 1580 | 1581 | 1582 | 1583 | 1584 | 1585 | 1602 | 1622 | 1623 | 1637 |
| 2281 | | 4 | 1 | | | 4 | | | 1 | 8 | | 14 | 1 | 1 | | | | |
| 2282 | | | | 2 | 4 | 4 | | | 3 | 4 | | 1 | | 3 | | | | |
| 2283 | | | 12 | | | 2 | | | | 3 | | 15 | | | 1 | | | |
| 2284 | | | 1 | | | | | | 4 | 15 | | 5 | 1 | | | | | |
| 2303 | | | | | | | | | | | | 2 | | | | | | |
| 2305 | | | | | | 3 | | | | 5 | | 6 | | | | | | |
| 2309 | | | | | | | | | 2 | 4 | | 4 | | | | | | |
| 2313 | | | | | | | 1 | | 1 | 1 | 6 | 2 | | | | | | |
| 2321 | | | 1 | | | 3 | | | | 2 | | 1 | | | | | | 4 |
| 2326 | | | | | | | | | | 1 | | | | | | | | |
| 2361 | | | | | | | | | 2 | | | | | | | | | |
| 2380 | | | | | | 2 | | 4 | 9 | 11 | 4 | 3 | | 1 | | | | 5 |
| 2401 | | | | | | | | | | | | | | | | | | |
| 2404 | | | | | | | | | | 4 | | | 2 | | | | | |
| 2409 | | | | | | | | | | | | | | | | | | |
| 2417 | | | 6 | | | | | | | 4 | | 3 | | | | | | |
| 2421 | | | | | | | | | 1 | 1 | | | | | | | | |
| 2422 | | | | | | | | | | | | | | | | | | |
| 2460 | | | | | | | | | | 4 | | 1 | | | | | | 1 |
| 2462 | | | | | | | | | | | | 4 | | | | | | |
| 2463 | | | | | | | | | | 3 | | 1 | 1 | | | | | |
| 2480 | 1 | | | | | 2 | | | 4 | 17 | 3 | 10 | | | | 1 | | 2 |
| 2481 | | | 2 | | | | | | 1 | 6 | | 2 | 7 | | | | | |
| 2482 | | | 5 | | | 4 | | | 2 | 10 | 1 | 6 | | | | | | 3 |
| 2505 | | | | | | | | | | | 5 | | | | | | | 1 |
| 2506 | | | | | | | | | | 1 | | 1 | | | | | | |
| 2510 | | | | | | | | | 1 | 1 | | | | | | | | |
| 2513 | | | | | | | | | | 1 | | | | | | | | |
| 2514 | | | | | | | | | | 3 | | 9 | | | | | | |
| 2518 | | | | | | | | | | 7 | | 6 | | | | | | |
| 2521 | | | 1 | | | | | | | 5 | | | | | | | | |
| 2523 | | | | | | | | 1 | | 10 | 3 | 2 | | | | | | 2 |
| 2560 | | | | | | | | | | 4 | | 2 | | | | | | |
| 2580 | | | | 1 | | | | 1 | 3 | 34 | 3 | 32 | | | 1 | | | |
| 2581 | | | 2 | | | | | | | | | 9 | | | | | | |
| 2582 | | | | | | | | | | 7 | | 7 | | | | | | 1 |
| 2583 | | | | | | | | | | 5 | | 9 | | | | | | |
| 2584 | | | | | | 2 | 1 | | | 7 | 4 | 4 | | | | | | |
| OB | | | | | | | | | | | 1 | 24 | | | | | | 1 |
| UTLANDET | 13 | 29 | 62 | 17 | 87 | 86 | 11 | 14 | 37 | 452 | 63 | 559 | 21 | 24 | 3 | 2 | 3 | 11 |
| DÖRAV | | | | | | | | | | | | | | | | | | |
| DANMARK | | 10 | 17 | 2 | 32 | 15 | 2 | | 8 | 191 | 4 | 98 | 1 | 11 | 1 | | | |
| FINLAND | 3 | 10 | 25 | 7 | 43 | 43 | 3 | 9 | 2 | 163 | 18 | 302 | 3 | 7 | | | | 9 |
| NORGE | 1 | 1 | 14 | 5 | 1 | 2 | | 4 | 4 | 46 | 11 | 33 | 1 | | 2 | 1 | | |
| GREKLAND | | 7 | 2 | | | 3 | | | | | 2 | 39 | | | | | | |
| JUGOSLAV | | | 2 | 3 | 2 | 15 | | | | 5 | 1 | 12 | | | | | | |
| POLEN | | | | | | | | | 2 | 2 | | | | | | | | |
| TYSKLAND | 1 | | | | 3 | | 2 | | 6 | 13 | 4 | 10 | 3 | | | | | |
| USA | | | | | | 5 | 1 | | 1 | 6 | 2 | 9 | | | | | | 3 |
| SAMTLIGA | 285 | 444 | 505 | 371 | 606 | 933 | 304 | 381 | 1379 | 2829 | 1105 | 4449 | 649 | 417 | 167 | 217 | 232 | 326 |

| INFLYTT. TILL | UTFLYTTADE FRÅN | | | | | | | | | | | | | | | | | |
|------------------|-----------------|------|------|------|------|------|------|------|------|------|------|------|------|------|------|------|------|------|
| | 1643 | 1660 | 1661 | 1662 | 1663 | 1680 | 1681 | 1682 | 1683 | 1684 | 1685 | 1686 | 1715 | 1730 | 1737 | 1760 | 1761 | 1762 |
| 0114 | | 1 | | | 3 | 1 | 5 | | 9 | | | 1 | | | 1 | | | |
| 0115 | | | | 3 | | | | | | | | | | | | | | |
| 0120 | | | 1 | | | 2 | 1 | | 5 | | | | | | | | | |
| 0123 | 1 | | 4 | | | 9 | 1 | | 3 | | | 1 | 1 | | | | | |
| 0125 | | | | 1 | | | | | | | | | | | | | | 6 |
| 0126 | | 1 | | | | 9 | | | 16 | | | | 2 | | 1 | 1 | 3 | |
| 0127 | | 4 | | 9 | | 8 | 9 | | 6 | 5 | | 3 | 1 | 3 | | 2 | 8 | |
| 0136 | | | | 1 | | 1 | 6 | 4 | 3 | | 4 | | | | 3 | | | |
| 0138 | | | 2 | | | 4 | | | | | | | | | | | | |
| 0139 | | | | | | | | | | | | | | | 5 | | | |
| 0160 | | 1 | | | | | 2 | 2 | 2 | | | 1 | | | | 1 | 1 | 1 |
| 0162 | | | | 2 | 1 | | 1 | 1 | 7 | | | 2 | | 1 | 2 | | | |
| 0163 | | 1 | | | | 1 | | 1 | 7 | | | 2 | | | | | 1 | |
| 0180 | 6 | 7 | 12 | 5 | 11 | 31 | 27 | 28 | 83 | 5 | 6 | 16 | 17 | 9 | 10 | 1 | 6 | 9 |
| 0181 | | 1 | | 4 | 3 | 45 | 2 | 1 | 18 | | 3 | | 5 | | 1 | 5 | 1 | 3 |
| 0182 | 1 | | 1 | 1 | 3 | 10 | 4 | 2 | 11 | | 1 | 3 | | 5 | 5 | 1 | | |
| 0183 | 1 | | | | 1 | 5 | | | 6 | 1 | | 3 | 1 | | 3 | | 1 | |
| 0184 | 2 | 1 | 1 | 4 | 1 | 4 | 1 | 5 | 13 | | 3 | 2 | | | 2 | 1 | 2 | 1 |
| 0186 | 1 | | 1 | | | 5 | | | 5 | | | 2 | | 1 | | | 3 | |
| 0187 | | | | | | 5 | 4 | | | | | 1 | | 2 | | | 2 | 2 |
| 0188 | | | 1 | | | 1 | | 1 | 2 | | | | | | 1 | | | 3 |
| 0191 | 4 | | | | 1 | 1 | 1 | 1 | 3 | 1 | | | | | | | | |
| 0192 | 10 | 5 | | | | | | | 2 | | | | 1 | | | | 2 | |
| 0305 | | | | | | | 1 | | 1 | | | | | | | | | |
| 0319 | | | | | | | 1 | | | 5 | | | | | 1 | | | |
| 0360 | | | | | 1 | 2 | | | 8 | | | | | | | | | |
| 0380 | 1 | 4 | 1 | 2 | 3 | 12 | 15 | 6 | 18 | 3 | 5 | 12 | | 3 | | 7 | 1 | 2 |
| 0381 | | | | | | 4 | | | 2 | | | | | | | | | |
| 0382 | | | | | | | | | 5 | | | 1 | | | | | | |
| 0428 | | | | | | 1 | | 4 | | | | 1 | | | | | | |
| 0480 | | | 1 | | | | | | 3 | 4 | | 1 | | | 1 | 1 | | |
| 0481 | | | | | | | | | | | | | 3 | 1 | | | | |
| 0482 | | 1 | 1 | | | 1 | | | 1 | | | | | | | | | |
| 0483 | 4 | | | | 6 | 4 | | 1 | 4 | 4 | 6 | | | | | | | 3 |
| 0484 | 3 | 2 | | | | 37 | 1 | 2 | 18 | 8 | | 1 | | | 7 | | 5 | 8 |
| 0486 | | | | | 7 | | | | 1 | | 1 | 1 | | | | 5 | | |
| 0509 | | 2 | | | | | | | | | | 2 | | | | | | |
| 0512 | | | | | | | | | | | | | | | | | | |
| 0513 | | | | | | | | | | | | | | | | | | |
| 0560 | | | | | | | 3 | | | | | 4 | | | | | | |
| 0561 | | | | | | | | | | | 1 | | | | | | | |
| 0562 | 2 | | 1 | | | 2 | | | 4 | | | | | | 1 | | | |
| 0563 | | | | | | 3 | | | | | | | | | | | | |
| 0580 | | | 2 | 1 | 3 | 10 | 5 | | 20 | 1 | 1 | 11 | 1 | | 3 | | 5 | 2 |
| 0581 | 1 | 1 | 1 | 5 | | 17 | 3 | 3 | 4 | | 1 | | | 1 | 1 | | 1 | 1 |
| 0582 | | | | | | | | | 3 | | | | | | | | | |
| 0583 | | | 3 | 2 | 1 | | 3 | | 8 | 2 | | 7 | 1 | | 2 | 1 | 1 | 1 |
| 0586 | | | | | | | | | | | | | | | | 1 | | |
| 0604 | | | | | | | 1 | | | | | | | | | | | |
| 0617 | | | 2 | | | | 5 | | 2 | | | 2 | | | | | | |
| 0662 | | 4 | | | | 3 | | 5 | 6 | 2 | | 8 | | | | | | 3 |
| 0665 | | | | | | | 1 | 1 | | | | 1 | | | | | | |
| 0680 | 1 | 8 | 5 | 8 | | 20 | 13 | 12 | 33 | 2 | 21 | 39 | 1 | | | 1 | | |
| 0682 | | | | | | 1 | 1 | 1 | 6 | | 5 | 3 | | | | 1 | | |
| 0683 | | 3 | | | | 10 | 1 | 8 | 10 | 5 | 2 | 1 | | | 1 | | | 1 |
| 0684 | | | | | | | | | | | 1 | 1 | | | | | | |
| 0685 | | 2 | | | | | | | 1 | | 4 | | 2 | | | 1 | 1 | |
| 0686 | 1 | | | 2 | 1 | 3 | | | 6 | | | | | | | | 1 | |
| 0687 | | | | | | | 3 | 1 | 1 | | | 2 | | | | | | |
| 0760 | | 1 | | 1 | 2 | | 1 | | 1 | | 4 | | | | | | | |

| INFLYTT. TILL | UTFLYTTADE FRÅN | | | | | | | | | | | | | | | | | |
|------------------|-----------------|------|------|------|------|------|------|------|------|------|------|------|------|------|------|------|------|------|
| | 1643 | 1660 | 1661 | 1662 | 1663 | 1680 | 1681 | 1682 | 1683 | 1684 | 1685 | 1686 | 1715 | 1730 | 1737 | 1760 | 1761 | 1762 |
| 1380 | | 2 | 1 | 16 | 1 | 1 | 11 | 2 | 27 | 2 | 1 | 6 | | | | | | |
| 1381 | | | | | | | | 6 | 2 | | | | | | | | | |
| 1382 | | | | | 4 | | 3 | 1 | 1 | 1 | | 6 | | | | | | |
| 1383 | | 7 | 2 | | 1 | 1 | 7 | 2 | 4 | | | 4 | | | | | 4 | |
| 1384 | | 5 | 1 | | 1 | 1 | 5 | 8 | 4 | | 1 | 1 | | | 5 | | | |
| 1401 | | 4 | 1 | | | | | | 6 | | | | | | | | | |
| 1402 | 1 | 3 | 1 | | 3 | | 9 | | 5 | 3 | | 5 | | 3 | 1 | 1 | 1 | |
| 1407 | | | 4 | | | | | | | | | | | | | | | |
| 1415 | | | | 1 | | | 1 | | 4 | | 1 | 4 | | | | | | 1 |
| 1419 | | | | | | | 10 | | | | | 8 | | | | | | |
| 1421 | | | | | | | | | | | | 1 | | | | | | |
| 1427 | | | | | | 1 | | | 2 | | | 1 | | | | | | |
| 1430 | | 4 | | | | | | | | | | | | | | | | |
| 1435 | | | | | | | 4 | | 4 | | | | | | | | 2 | 2 |
| 1480 | 21 | 95 | 18 | 20 | 12 | 58 | 105 | 42 | 158 | 9 | 18 | 108 | 22 | 8 | 32 | 6 | 7 | 10 |
| 1481 | | 4 | 1 | 2 | | 1 | 6 | 1 | 20 | | | 12 | | 1 | | 3 | | |
| 1482 | | 8 | 5 | 4 | | | 3 | 7 | 2 | 2 | 1 | 1 | 3 | | 1 | | | |
| 1484 | | | 2 | | | 5 | 4 | 8 | 3 | | | | | | | | 1 | |
| 1485 | | 2 | 1 | | | 6 | 18 | 7 | 19 | | | 8 | | 1 | 2 | | 2 | 1 |
| 1486 | | | | | | 2 | 1 | | 1 | 1 | | | | | | 1 | | |
| 1504 | | | | | | | 4 | | | | | 1 | 1 | | | | | |
| 1507 | | | | | | | 1 | | | | | | | | | | 1 | |
| 1521 | | 2 | 1 | | | 2 | | 1 | 2 | | | 9 | | | | | | |
| 1524 | | 2 | 1 | | 3 | | 6 | | 4 | | 6 | 1 | 2 | | | | | |
| 1527 | | 14 | 3 | 1 | | | 1 | 1 | 3 | | | 2 | | | | | | |
| 1552 | | | 1 | | | | 3 | | 2 | | | 7 | | | | | | |
| 1560 | | | | | 5 | 5 | | | | | | | 1 | 1 | 1 | | | |
| 1561 | 3 | 1 | 1 | 3 | | | | 7 | 1 | 11 | | | | | | | 2 | |
| 1562 | | | | | | | | | 4 | 4 | | | | | | | | |
| 1563 | | 1 | | | | 1 | | 4 | 1 | 1 | | 1 | | | | 4 | | |
| 1565 | | | | | | | | 4 | | | | | | | | | | |
| 1566 | | 33 | | | | 2 | 5 | | 4 | | | 23 | | | | | | |
| 1580 | 2 | 21 | 1 | 4 | | 5 | 19 | 9 | 7 | 2 | | 9 | | | | | 1 | |
| 1581 | 2 | 39 | 3 | 2 | 1 | 16 | 36 | 5 | 40 | 4 | 1 | 16 | 1 | | 2 | | 3 | |
| 1582 | 5 | 21 | 2 | | | 17 | 5 | 11 | | 1 | 1 | 9 | | | | | 5 | |
| 1583 | | 6 | 1 | 3 | | 12 | 18 | 4 | 43 | | 5 | 16 | 2 | 1 | 2 | 1 | 1 | |
| 1584 | | 2 | | | | 1 | 2 | 3 | 1 | 1 | | 22 | 2 | | | | | |
| 1585 | | 2 | | | | | 4 | 7 | 1 | 4 | | | 10 | | | | | |
| 1602 | | 37 | 1 | | | | 64 | 7 | 1 | | | | | | | | | |
| 1622 | | 1 | | 7 | | | 1 | | 2 | | 2 | 35 | | | | | | |
| 1623 | | 1 | | 1 | | 4 | | | 4 | 3 | 8 | 3 | | | | | | |
| 1637 | | | 1 | 29 | 12 | 15 | 8 | 3 | 37 | 12 | 2 | 6 | | | | | 4 | |
| 1643 | | 1 | | 3 | 24 | 70 | 3 | | 2 | | | 1 | | | | | | |
| 1660 | 4 | | 6 | 4 | 3 | 7 | 96 | 62 | 19 | | | 23 | 1 | | 1 | | | 3 |
| 1661 | 1 | 22 | 1 | 1 | 4 | 37 | 185 | 78 | 21 | | 6 | 15 | | 1 | | | 3 | |
| 1662 | | 1 | | | 18 | 17 | 9 | 3 | 222 | 31 | 6 | 10 | | | | | | 4 |
| 1663 | 38 | 1 | 2 | 14 | | 138 | 3 | 2 | 68 | 3 | 12 | 3 | | | | | | |
| 1680 | 45 | 3 | 52 | 11 | 89 | 18 | 23 | 119 | | 5 | 12 | | | | | | | |
| 1681 | 4 | 137 | 150 | 9 | 11 | 23 | | 84 | 44 | 2 | 5 | 30 | | 1 | | 2 | | |
| 1682 | 6 | 91 | 83 | 6 | 11 | 14 | 68 | | 126 | 4 | 9 | 48 | | | | | | |
| 1683 | 7 | 27 | 28 | 116 | 60 | 104 | 49 | 97 | | 68 | 42 | 166 | 1 | 3 | 3 | | | |
| 1684 | | 1 | | 70 | 7 | 6 | 4 | 6 | 156 | | 19 | 9 | | | | 1 | | 1 |
| 1685 | | 11 | | 7 | | 14 | 1 | 14 | 53 | 37 | | 74 | | | | | | |
| 1686 | 3 | 31 | 15 | 9 | 4 | 29 | 18 | 42 | 181 | 6 | 77 | | | | 1 | | | |
| 1715 | | | 6 | | | 1 | | 7 | 2 | | | | | 11 | 7 | 5 | 14 | 2 |
| 1730 | | | | | | 3 | | | | | | | 4 | | 4 | | 5 | |
| 1737 | | | | | | 5 | 1 | | | | | | 7 | 2 | | 1 | 6 | |
| 1760 | 1 | | | | | 1 | | | 2 | | | | | | 1 | | 1 | |
| 1761 | | | | | | | | | | | | | 14 | 1 | 3 | 1 | 1 | |
| 1762 | 1 | | | 3 | 1 | | | | | | | | 10 | 5 | 9 | | 1 | |

**Tabell 2 (forts) Inrikes omflyttning mellan kommuner samt immigranter, emigranter och överförda från och till obefintlig-
registret kommunvis 1975**

| INFLYTT. TILL | UTFLYTTADE FRÅN | | | | 1663 | 1680 | 1681 | 1682 | 1683 | 1684 | 1685 | 1686 | 1715 | 1730 | 1737 | 1760 | 1761 | 1762 |
|------------------|-----------------|------|------|------|------|------|------|------|------|------|------|------|------|------|------|------|------|------|
| | 1643 | 1660 | 1661 | 1662 | | | | | | | | | | | | | | |
| 1763 | | | | | | 5 | | 1 | 1 | | | | 25 | 1 | 7 | | 24 | 11 |
| 1764 | | | | | | 3 | | | 3 | | | | 10 | 1 | 10 | | 18 | 1 |
| 1765 | | | | | | | | | 1 | | | 1 | 10 | 15 | 4 | | 1 | |
| 1766 | | | | | | | | 1 | 2 | | | 25 | 2 | 34 | | 14 | | 7 |
| 1780 | 21 | 4 | | | 1 | 15 | 8 | 9 | 22 | 4 | 7 | 6 | 140 | 54 | 77 | 24 | 283 | 50 |
| 1781 | 21 | | 2 | | 6 | 13 | 2 | 3 | 3 | 1 | | 2 | 13 | 2 | 31 | 89 | 10 | 2 |
| 1782 | 4 | | 4 | | 1 | 5 | | | 1 | | | 6 | 8 | 3 | 61 | 8 | | 4 |
| 1783 | | 3 | | | | | | | 2 | | | | 4 | 1 | 24 | 10 | 4 | 30 |
| 1784 | 3 | | 8 | 1 | 4 | | 1 | | 4 | | | 6 | 39 | 91 | 30 | 1 | 3 | 2 |
| 1785 | | | | 1 | 1 | | 8 | | 2 | | 1 | 2 | 17 | 19 | 10 | | 10 | 2 |
| 1860 | 9 | | 5 | | 3 | 18 | 1 | | 4 | | 3 | 2 | | | | 2 | | |
| 1861 | 2 | | | | 3 | | | | | | 3 | | | 1 | 5 | 5 | | |
| 1862 | | 1 | | 1 | | | 2 | 3 | 4 | | 3 | 2 | 1 | 3 | 2 | 10 | 1 | 1 |
| 1863 | | | | | | 2 | 1 | 7 | | | | | | | 4 | 3 | | 8 |
| 1864 | | | | | | | | | | | | | | | | | | |
| 1880 | 7 | 2 | 3 | 1 | 4 | 20 | 2 | 4 | 25 | 4 | 5 | 8 | 4 | 4 | 5 | 9 | 6 | 3 |
| 1881 | | 1 | | | 4 | 4 | | 3 | | | | 1 | | | | | | |
| 1882 | | 4 | | 1 | 4 | 4 | 6 | 10 | | | | 1 | | | 1 | | | |
| 1883 | 7 | 2 | 2 | 3 | 7 | 18 | 2 | 12 | 18 | | 7 | 5 | 2 | 4 | 2 | 47 | 2 | |
| 1884 | | | | | | | | | 5 | | | | | | | | | |
| 1885 | | | | | 1 | | 1 | 4 | 3 | | | | | | 1 | 1 | | |
| 1904 | | | | | | | | | 4 | | | | | | | | | |
| 1907 | | | | | | | | | 8 | | | | | | 1 | | | |
| 1917 | | | | | | 1 | | | 1 | | | 2 | | | | | | |
| 1960 | 1 | | | | | | | | 4 | | | | | | | | 2 | |
| 1961 | | | | | | | | | | | | | | | | | | |
| 1962 | | | | | | | | | | | | | | | 3 | | 2 | |
| 1980 | 4 | 7 | 3 | 5 | 2 | 7 | 17 | 1 | 15 | 1 | | 6 | 2 | 3 | 4 | 1 | 2 | 2 |
| 1981 | | | | | | 6 | 7 | | 2 | | | 3 | | | 3 | | | |
| 1982 | | | | 5 | | | | | | | | 4 | | | | 2 | | |
| 1983 | | | | | 1 | 1 | 2 | | 7 | | | 4 | 1 | 1 | | 2 | | |
| 1984 | | | | | 1 | | | | 1 | | | | | | | | | |
| 2021 | | | | | | | 2 | | 7 | | | | | | 1 | | 1 | |
| 2023 | | | 1 | | | | | | 1 | | | | 3 | | 20 | 3 | 2 | |
| 2026 | | | | | | 2 | | | | | 1 | | | | | | | |
| 2029 | | | | | | | | 1 | 1 | | | | | | | | | |
| 2031 | | 3 | 1 | | | 4 | | | | | | | | | | | 2 | |
| 2034 | | | | | | | | | 1 | 1 | 1 | | | 4 | 1 | | | |
| 2039 | | | | | | | | | 1 | | | | | | | | | |
| 2061 | 3 | | | | | | | | 1 | | | | | | | | 1 | |
| 2062 | | | | 2 | 1 | | | | | 2 | | | 2 | | 1 | | | 1 |
| 2080 | 1 | | | | | | | | 6 | | | 2 | 2 | | 2 | | 2 | 7 |
| 2081 | | 1 | | | | 6 | 3 | | 10 | | | 5 | 3 | 2 | 2 | 2 | 1 | 4 |
| 2082 | | | | | | 3 | | | | | | | | | | | | |
| 2083 | | | | | | 4 | | 1 | | | | | | | | 1 | | |
| 2084 | | | | | | 7 | | | 3 | | | | | | 1 | | 2 | |
| 2085 | 4 | 1 | | | | 10 | | | 9 | | | | | | 4 | 4 | 1 | |
| 2101 | | | | | | | | | | | | | | | | | | |
| 2104 | | | | | | | | | | | | | 2 | | | | 1 | 4 |
| 2121 | | | | | | | | | | | | | | | | | | |
| 2132 | | | | | | | | 1 | | | | | | | 3 | | | |
| 2161 | | | | | | | | 1 | 3 | | | | | | | | | |
| 2180 | | 2 | 6 | 1 | 2 | 4 | 1 | 4 | 18 | | 2 | 2 | | | 4 | 4 | 2 | |
| 2181 | | | | 4 | 3 | 6 | | | 1 | | | 4 | | 1 | | | | |
| 2182 | | 4 | | | | 11 | | | 4 | | | | | | | | | |
| 2183 | | 1 | | | | | 1 | 4 | | | | | 1 | | | | | |
| 2184 | | | 1 | | | | | | 2 | 1 | | | | | | | | |
| 2260 | | 1 | 1 | | | | | | 1 | | | 4 | | | 3 | | | |
| 2262 | | | | | | | 6 | | | | | | | | | 1 | 1 | |
| 2280 | | | | | | 1 | 1 | 1 | 1 | | | | | | | 1 | 5 | |

| INFLYTT. TILL | UTFLYTTADE FRÅN | | | | | | | | | | | | | | | | | |
|------------------|-----------------|------|------|------|------|------|------|------|------|------|------|------|------|------|------|------|------|------|
| | 1643 | 1660 | 1661 | 1662 | 1663 | 1680 | 1681 | 1682 | 1683 | 1684 | 1685 | 1686 | 1715 | 1730 | 1737 | 1760 | 1761 | 1762 |
| 2281 | 1 | | | | 2 | 1 | 4 | | 6 | | 6 | 2 | | | 1 | 3 | 2 | 2 |
| 2282 | | | | | | | | | 2 | | | | | | | | | 7 |
| 2283 | | 1 | | | | | | | 2 | | | | 3 | | 4 | | | |
| 2284 | 1 | 5 | | | 1 | 1 | | | 18 | | | 4 | | | | | 1 | 1 |
| 2303 | | | | 1 | | | | | | | | | | | 1 | | | |
| 2305 | | | 3 | | | | | | | | | | | | | | | |
| 2309 | | | 1 | | 7 | 2 | | | | | | | | | | | | |
| 2313 | | | | | | | | 4 | | | | | | | | 1 | 1 | |
| 2321 | | | | | | | | | | | | | | | | | | |
| 2326 | | | | | | | | | | | | | | | | | | |
| 2361 | | | | | | | | | 1 | | | | | | | | | |
| 2380 | 6 | 5 | | | | 1 | 1 | 5 | 7 | | | | | 1 | 7 | | 1 | |
| 2401 | | 1 | | | | | | | | | | | | | | | | |
| 2404 | | | | | | | | | | | | | | | | | | |
| 2409 | | | | | | | | | | | | | | | | | | |
| 2417 | | | | | | 1 | | | | | | | | | 1 | | | |
| 2421 | 1 | | | | 1 | | | | 4 | | | | | | | | | |
| 2422 | | | | | | | | | | | | | | | | | | |
| 2460 | 1 | | 1 | | | | | | 4 | | | | | | | | | |
| 2462 | | | | | | | | | | | | | | | | | | |
| 2463 | | | | | | | | | | | | | | | | | | |
| 2480 | | 4 | | | | 2 | 1 | | 9 | | | 9 | 1 | | 1 | 1 | | |
| 2481 | 1 | 2 | | | | 5 | | | | | | 6 | | | | | | |
| 2482 | | 2 | | | | 18 | | 3 | 15 | | | | 4 | | | | 3 | |
| 2505 | | | | | | | | | | | | | | | | | | |
| 2506 | | | | | | | | | | | | | | | | | | |
| 2510 | | | | 1 | | | | | | | | 2 | | | | | | |
| 2513 | | | | | | | | | | | | | | | | | | |
| 2514 | | 1 | | | | | | | | | | 4 | | | | | | 2 |
| 2518 | | | | | | | 1 | 1 | 7 | | | | | | | | | |
| 2521 | | | | | | | | | 2 | | | | | | | | | |
| 2523 | | | | | | | | | 7 | | | | | | | | | |
| 2560 | | | | | | | | 5 | 6 | | 1 | | | | | | | |
| 2580 | | 1 | | | | 15 | 5 | 1 | 20 | | 1 | 1 | 2 | | 3 | | | |
| 2581 | | 1 | | | | 2 | 1 | | 1 | | | | | | | | | 4 |
| 2582 | | | | | | 3 | | | 3 | | | | | | | | | |
| 2583 | | | | | | 6 | 1 | | 2 | | | 1 | | | | | | |
| 2584 | | | | | | 6 | | | 5 | 1 | | | | | | | | |
| 0B | | | | | | | 1 | | 1 | | | | | | | | | |
| UTLANDET | 19 | 5 | 1 | 15 | 4 | 168 | 53 | 18 | 246 | 3 | 8 | 23 | 13 | 50 | 17 | 12 | 30 | 9 |
| DÖRAV | | | | | | | | | | | | | | | | | | |
| DANMARK | 4 | 3 | | | | 64 | 12 | 6 | 42 | | | 3 | | 3 | | 1 | 1 | |
| FINLAND | 8 | | | 3 | | 85 | 6 | 2 | 148 | 1 | 3 | 7 | | | 5 | 7 | 1 | |
| NORGE | 6 | 1 | 1 | 5 | | 4 | | 1 | 11 | | 1 | 1 | 4 | 40 | 9 | | 19 | 6 |
| GREKLAND | | | | | | | | | 3 | | | | | | | | 1 | |
| JUGOSLAV | | | | 3 | | | 1 | 4 | 10 | | | | 3 | | | | 1 | |
| POLEN | | | | | | 1 | | | | | | | | | | | | |
| TYSKLAND | | | | 2 | | 1 | 2 | | 1 | | | 3 | 2 | 3 | | | 1 | |
| USA | | | | | | | 1 | | 5 | | | 2 | | | | | 2 | |
| SAMTLIGA | 319 | 782 | 507 | 458 | 386 | 1352 | 1201 | 819 | 2551 | 280 | 367 | 1033 | 469 | 337 | 472 | 369 | 573 | 230 |

| INFLYTT. TILL | UTFLYTTADE FRÅN | | | | | | | | | | | | | | | | | | |
|------------------|-----------------|------|------|------|------|------|------|------|------|------|------|------|------|------|------|------|------|------|---|
| | 1763 | 1764 | 1765 | 1766 | 1780 | 1781 | 1782 | 1783 | 1784 | 1785 | 1860 | 1861 | 1862 | 1863 | 1864 | 1880 | 1881 | 1882 | |
| 0761 | | | | | | | | | | | | | | | | | | 1 | |
| 0763 | | | | | | | 2 | | | | | | | | | 1 | | | |
| 0764 | | | | | 3 | | | | | | | | | | | | | | |
| 0765 | | | | | | | | | | | | | | | | 4 | | | |
| 0767 | | 1 | | | | | | | | | | | | | | | 1 | | |
| 0780 | | | | | 7 | 2 | 9 | 4 | 4 | | 4 | 1 | | | 2 | 22 | 1 | 1 | |
| 0781 | | | | | 3 | 4 | | 2 | | | 1 | | | | | | | | |
| 0821 | | | | | | | | | | | | | | | | | | | |
| 0834 | | | | | | | | | | | | | | | | | | | |
| 0840 | | | | 1 | | | | 1 | | | | | | | | | | | |
| 0860 | | | | | | | | | | | | | | | 1 | 4 | | | |
| 0861 | | | | | 1 | 1 | | | | | 2 | 1 | | | | | 3 | | |
| 0862 | | | | | | | | | | | | | | | | | | | |
| 0880 | | | | 2 | 5 | 1 | | | | | 2 | 7 | | | | 26 | 1 | 2 | |
| 0881 | | | | | | | | | | | | | | | | 4 | | | |
| 0882 | | | | | 2 | 3 | 1 | | | | 4 | 5 | | | | 7 | | 7 | |
| 0883 | | | 1 | | 9 | 6 | | | | | 3 | 2 | | | | 8 | | | |
| 0884 | | | | | | 2 | | | | 1 | | 3 | | | 1 | 1 | | 1 | |
| 0885 | | | | | | | | | | | | | | | | 1 | | | |
| 0980 | | | | | 2 | | | | | | 1 | | | | 1 | 20 | | | 1 |
| 1060 | | | | | | | | | 1 | 1 | | | | | | 3 | | | |
| 1080 | | | | | 8 | 5 | 2 | 1 | | 2 | | | 2 | 1 | | 29 | 1 | 2 | |
| 1081 | | | | | 6 | | | | | | | | | | | 9 | | 1 | |
| 1082 | 1 | 1 | | | | 5 | | | | | | | | | | 3 | | 1 | |
| 1083 | | | | | | | | | | | 3 | | | | | | | | |
| 1121 | | | | | | | | | | | | | | | | 3 | | | |
| 1137 | | | | | | | | | | | | | | | | | | | |
| 1160 | | | | | | | | | | | | | | | | | 4 | | |
| 1162 | | | | | | | | | | | | | | | | 4 | | | |
| 1163 | | | | | 1 | | | | | | | | | | 1 | | | | |
| 1165 | | | | | 3 | 1 | | | | | | | | | | 2 | | | |
| 1166 | | | | | 8 | | 4 | | | | | | | | | 3 | | | |
| 1167 | | | | | | | | | | | | | | | | | | | |
| 1168 | | | | | | | | | | 1 | 3 | | | | | 4 | | | |
| 1180 | | | | | 12 | 5 | | 1 | | | | | 1 | | 8 | 3 | | | |
| 1181 | | | | | 1 | 1 | | | | | | | | | | | | | |
| 1182 | | | | | | 1 | 2 | | | | | 3 | | | | 8 | | 5 | |
| 1183 | | 3 | | | 1 | | 4 | 4 | | 4 | 3 | 1 | | | 10 | | | | |
| 1214 | | | | | 1 | | 1 | | | | | | | | | | | | |
| 1229 | | | | | 1 | | | | | | | | | | | | | | |
| 1230 | | | | | | | 3 | | | 1 | | | | | | 6 | | | |
| 1231 | | | | | 6 | | | | 1 | | | | | | | 8 | | | |
| 1233 | 4 | | | | | 1 | 5 | | | 1 | | | | | 6 | | | | |
| 1260 | | | | | | | | | 1 | | | | 1 | | | | | | |
| 1261 | | | | | | | | 3 | | | | | 1 | | | 4 | | | |
| 1262 | | | | | | | | | | 3 | | | | | | 11 | | | |
| 1263 | | | | | 2 | | | | | | | | | | | | | | |
| 1264 | | | | | 1 | | | | | | | | | | | 7 | | | |
| 1265 | | | | | | 1 | | | | | | 3 | 1 | | | | | | |
| 1266 | | | | | | | | | | | | | | | | | | | |
| 1267 | | | | | 7 | 1 | | | | | | | | | | 1 | | | |
| 1280 | 2 | | 1 | 5 | 38 | 4 | 1 | 6 | 3 | 5 | 3 | 6 | 2 | 4 | 2 | 55 | 3 | 1 | |
| 1281 | 1 | 1 | | | 18 | 7 | 4 | 4 | 2 | 4 | | 1 | 3 | | | 30 | | | |
| 1282 | | | | | 6 | 5 | | | | | | 2 | | | | 18 | | | |
| 1283 | | | | | 6 | | | | 1 | 7 | 3 | 5 | 1 | 2 | | 26 | 5 | | |
| 1284 | | | | | 5 | | | 2 | | | | | | | | 9 | | | |
| 1285 | | | | 2 | 2 | | | | | | | | | | | 1 | | | |
| 1286 | | | | | 2 | | | | | | | | | | | 4 | | | |
| 1287 | | | 3 | 1 | 1 | | | | 2 | | | | | | 6 | 1 | | | |
| 1315 | | | | 1 | | 1 | | 6 | | 1 | | | | | | 3 | | | |

**Tabell 2 (forts) Inrikes omflyttning mellan kommuner samt immigranter, emigranter och överförda från och till obefintlig-
registret kommunvis 1975**

| INFLYTT. TILL | UTFLYTTADE FRÅN | | | | | | | | | | | | | | | | | |
|------------------|-----------------|------|------|------|------|------|------|------|------|------|------|------|------|------|------|------|------|------|
| | 1763 | 1764 | 1765 | 1766 | 1780 | 1781 | 1782 | 1783 | 1784 | 1785 | 1860 | 1861 | 1862 | 1863 | 1864 | 1880 | 1881 | 1882 |
| 1380 | | | | | 7 | 5 | 1 | | | | | 1 | 1 | 19 | | 33 | | 1 |
| 1381 | | | | | | | | | 2 | | | 1 | | | | 2 | | |
| 1382 | | | | | 7 | 1 | | 3 | | | 3 | 2 | | 3 | | 2 | 3 | |
| 1383 | | 1 | | | 9 | 6 | 2 | | 3 | 1 | 1 | | | | 1 | 17 | 1 | |
| 1384 | | | | | 9 | 2 | | | | 3 | | | | | | 13 | | 2 |
| 1401 | | | | | | | | | 5 | | | | | | | 2 | | |
| 1402 | | 1 | 1 | | 16 | 2 | | | 1 | 1 | 2 | | 1 | | 11 | 1 | 1 | |
| 1407 | | | | | | | | | | | | | | | 5 | | | |
| 1415 | 1 | | 1 | | 2 | 5 | 1 | | 2 | | | 1 | | | 5 | | 1 | |
| 1419 | | | | | 1 | | | | | | | | | | | | | |
| 1421 | | | | | | | 2 | | | | | | | | | | | |
| 1427 | | | | | 2 | | 1 | | 2 | | | | | 1 | | 3 | | |
| 1430 | | | | | | | | | | | | | | | | 1 | | |
| 1435 | | 1 | | | 1 | | 1 | | | 2 | | | | | | 2 | | |
| 1480 | 8 | 16 | 13 | 15 | 252 | 72 | 21 | 29 | 61 | 59 | 11 | 16 | 13 | 18 | 3 | 233 | 13 | 12 |
| 1481 | | 3 | | 1 | 13 | 1 | 1 | | 5 | | | | | | | 22 | 1 | |
| 1482 | | | 1 | | 11 | | 1 | 1 | 1 | 3 | | | | | | 13 | 3 | |
| 1484 | | 4 | | | 4 | 2 | 5 | 1 | 1 | 2 | | | 4 | 1 | | 5 | 1 | |
| 1485 | | | 3 | | 11 | 2 | 4 | | 2 | | | 2 | | 2 | 1 | 31 | 5 | |
| 1486 | | | | | 5 | 1 | | 3 | | | | | | | | | | |
| 1504 | | 6 | 2 | | 8 | | | | 4 | 1 | | | | | | | | |
| 1507 | | | 2 | 2 | | | | | 2 | | | | | 2 | | | | |
| 1521 | | | | | 1 | | 2 | | 1 | 5 | 1 | 1 | | 2 | | 1 | | |
| 1524 | | | | | 5 | | | | | | | | | | | 1 | | |
| 1527 | | | | | 1 | | | 1 | | | | | | | | 5 | | |
| 1552 | | | | | | | | | | | | | | | | | | |
| 1560 | 2 | 5 | 12 | | 11 | 8 | | | | 13 | | | | | 3 | 7 | | |
| 1561 | | | 8 | | | 1 | | 6 | | 5 | | 1 | | | | 1 | 1 | |
| 1562 | | | | | | | 1 | | 2 | 2 | | | | | | | | |
| 1563 | | | | | 1 | | 1 | | | 1 | | | | | | | | 1 |
| 1565 | | | | | | | | | | | | | | | | | | 4 |
| 1566 | | | | | | 10 | | 4 | | | | | | | | | | |
| 1580 | 4 | 2 | 6 | 5 | 16 | | 1 | | 1 | 12 | 4 | | 1 | | | 6 | | |
| 1581 | 5 | 2 | 1 | 1 | 28 | 2 | 18 | 14 | 8 | 3 | | 7 | 15 | | | 5 | 5 | 5 |
| 1582 | | | | | 5 | 5 | | | 3 | | 3 | 1 | | 3 | | 7 | | |
| 1583 | | 3 | 1 | | 14 | 5 | 2 | 5 | 4 | 1 | 8 | 4 | 2 | | 3 | 21 | | |
| 1584 | | | 1 | | | | | | | | | | | | | 2 | 7 | 1 |
| 1585 | 3 | 3 | 9 | | 32 | 4 | | | | 64 | | | | | 1 | 5 | | |
| 1602 | | 1 | | | | | | | | | | 1 | | | | | | |
| 1622 | | | | | | | | | | | | | | | | | | |
| 1623 | | | | 1 | | | | | 1 | | | | | | | 7 | | 1 |
| 1637 | | | | | 4 | 4 | | | | | 16 | | | | | 9 | | 5 |
| 1643 | | | | 1 | 16 | 38 | | | | | 9 | 2 | 3 | | | 10 | | |
| 1660 | | | 5 | | 2 | | 2 | | | | 4 | | | | | 7 | | |
| 1661 | | | | 1 | 2 | 1 | 1 | | 4 | | | 1 | | | | | | |
| 1662 | 2 | | | | 1 | | | | | 1 | | 1 | | | | 6 | 2 | 1 |
| 1663 | | | | | | | 4 | | 4 | | | 3 | | | | 1 | | |
| 1680 | | | | | 8 | 4 | | 6 | 5 | 3 | 14 | 3 | 5 | 1 | | 41 | 4 | 6 |
| 1681 | | | | | 8 | 2 | | | 6 | 2 | | 1 | 2 | | | 7 | 3 | |
| 1682 | | | | | 2 | 1 | | 2 | 1 | 1 | 5 | 6 | | | | 10 | | 4 |
| 1683 | | | 1 | 1 | 18 | 1 | 4 | 1 | 5 | 2 | 6 | 6 | 1 | | | 51 | 1 | 6 |
| 1684 | | | | | 1 | | | 2 | | | | | | | | 5 | | 1 |
| 1685 | 1 | 1 | | | 5 | 1 | | | | 1 | 1 | 1 | 1 | | 2 | 1 | 1 | |
| 1686 | | | | | 2 | 2 | 2 | | | | | 1 | 1 | | | 2 | 4 | |
| 1715 | 56 | 28 | 2 | 17 | 453 | 6 | 7 | 9 | 26 | 13 | | | | | | 15 | | |
| 1730 | 4 | 4 | 10 | 4 | 39 | 3 | 3 | 1 | 84 | 3 | | | 1 | 2 | | 1 | | 1 |
| 1737 | 3 | 6 | 2 | 38 | 108 | 10 | 5 | 36 | 13 | 9 | | 4 | | 5 | | 10 | | |
| 1760 | | | | 1 | 11 | 53 | 21 | 6 | | | | | 6 | | | 4 | | |
| 1761 | 23 | 9 | 1 | 3 | 386 | 10 | 7 | 6 | 5 | 13 | | | | 2 | | 4 | | |
| 1762 | 7 | | | 16 | 18 | | 2 | 58 | | | 5 | | | 2 | | 1 | | |

| INFLYTT. TILL | UTFLYTTADE FRÅN | | | | | | | | | | | | | | | | | | |
|------------------|-----------------|------|------|------|------|------|------|------|------|------|------|------|------|------|------|------|------|------|--|
| | 1763 | 1764 | 1765 | 1766 | 1780 | 1781 | 1782 | 1783 | 1784 | 1785 | 1860 | 1861 | 1862 | 1863 | 1864 | 1880 | 1881 | 1882 | |
| 1763 | | 8 | 1 | 2 | 590 | 7 | 1 | 15 | 3 | 4 | | 6 | | | 3 | 4 | | | |
| 1764 | 1 | | 10 | 8 | 230 | 5 | 4 | 1 | 33 | 63 | | 1 | | 5 | 8 | 9 | 4 | | |
| 1765 | | 9 | | 1 | 54 | 8 | 2 | 4 | 20 | 18 | | 9 | | | 1 | | | 2 | |
| 1766 | 20 | 14 | 3 | | 110 | 9 | 9 | 17 | 20 | 12 | | | 4 | | 3 | | | | |
| 1780 | 192 | 150 | 34 | 91 | | 166 | 113 | 96 | 103 | 135 | 7 | 3 | 18 | 7 | 3 | 58 | 18 | 5 | |
| 1781 | 6 | 15 | 4 | 13 | 101 | | 16 | 15 | 11 | 14 | 11 | 3 | 39 | 10 | 7 | 28 | 3 | 1 | |
| 1782 | 1 | 3 | 4 | | 57 | 35 | | 17 | | 2 | 7 | 2 | 1 | 26 | 1 | 17 | | | |
| 1783 | 6 | 4 | 2 | 21 | 59 | 3 | 13 | | 7 | | | | 12 | 6 | 3 | 8 | | | |
| 1784 | 5 | 23 | 28 | 17 | 96 | 9 | | 8 | | 38 | 3 | 1 | 1 | 5 | | 14 | 5 | 2 | |
| 1785 | 1 | 42 | 15 | 5 | 81 | 10 | 6 | 3 | 19 | | 2 | 2 | | 1 | 2 | 4 | 1 | | |
| 1860 | | 1 | 2 | | | 6 | 4 | | | 6 | | | 7 | 5 | 1 | 46 | 21 | 27 | |
| 1861 | | 2 | | | 2 | | | | 1 | 5 | 45 | | 4 | 3 | 10 | 344 | 179 | 67 | |
| 1862 | | | | 1 | 8 | 26 | | 9 | 2 | | 40 | | | | | 40 | 1 | 2 | |
| 1863 | 3 | | | | 10 | 5 | 30 | | 3 | | | 1 | | | 3 | 30 | 5 | | |
| 1864 | 3 | 2 | | | 2 | | 3 | | | | 2 | 3 | | | 11 | 24 | 3 | 1 | |
| 1880 | 5 | 5 | 2 | 4 | 104 | 43 | 20 | 18 | 16 | 6 | 105 | 251 | 50 | 71 | 39 | | 240 | 90 | |
| 1881 | | | | | 7 | 1 | 2 | | | 9 | 184 | | 3 | | | 461 | | 26 | |
| 1882 | | 1 | 2 | | 9 | 4 | | | | 44 | 117 | | 3 | 7 | 4 | 92 | 49 | | |
| 1883 | | | | 2 | 41 | 36 | 25 | 6 | 6 | 7 | 28 | 4 | 145 | 15 | 7 | 84 | 19 | 8 | |
| 1884 | | | | | 12 | 2 | | | | | | 1 | 3 | 12 | 3 | 179 | 17 | 5 | |
| 1885 | | | | 1 | 12 | | 3 | 1 | | 1 | | 25 | | 15 | 36 | 167 | 13 | 1 | |
| 1904 | | | | | | | | | | | 2 | | | 1 | 1 | 3 | 2 | 7 | |
| 1907 | | | | | 7 | | | | | | | | 1 | | 3 | 11 | | | |
| 1917 | | 1 | | | | | | 1 | | | | | | | | 2 | | | |
| 1960 | | | 2 | | 1 | | 2 | | | | | | 4 | 1 | | 4 | | | |
| 1961 | 1 | | | 4 | 4 | 1 | 3 | | 1 | | 2 | 1 | 1 | 3 | 12 | 3 | 4 | | |
| 1962 | | | | | | | | | | | | | 4 | | | 7 | | | |
| 1980 | 2 | 1 | 3 | 2 | 46 | 14 | 8 | 4 | 18 | 2 | 6 | 1 | 6 | 2 | 7 | 109 | 3 | 7 | |
| 1981 | | | | | | | | 1 | 1 | | | 1 | | 1 | | 9 | | | |
| 1982 | 5 | | | 1 | 3 | | 5 | 1 | 2 | | | 3 | | | 1 | 11 | 6 | 4 | |
| 1983 | 5 | | 2 | 1 | 5 | 6 | 6 | 2 | | | | 1 | | | | 28 | 7 | | |
| 1984 | | | 2 | 1 | 1 | 2 | 6 | | | 1 | 2 | 6 | 2 | | 2 | 50 | 3 | 4 | |
| 2021 | | 1 | | | 6 | 1 | 1 | 1 | | | | | 2 | | 1 | 7 | | | |
| 2023 | | | | | 8 | | 2 | 5 | | 1 | 4 | | | 4 | | 2 | | | |
| 2026 | | | | | | | | 2 | | | | | | | | 3 | | | |
| 2029 | | | 1 | 4 | | | | | | | | 3 | | 1 | 1 | 5 | 2 | | |
| 2031 | | | 1 | | | | | | | | | 1 | | 1 | 1 | 6 | 3 | | |
| 2034 | | | | | 4 | | | | | | | | 1 | | 3 | 2 | | | |
| 2039 | | | | 1 | | | | | | | 2 | | | | 2 | 4 | | 3 | |
| 2061 | | 1 | | | 3 | 1 | | 5 | | | | | 1 | 6 | 3 | 3 | | | |
| 2062 | | | 2 | | 6 | 2 | 1 | | 1 | 4 | | | | | | 1 | | | |
| 2080 | | 4 | | 1 | 12 | 10 | 1 | 4 | 2 | 5 | 4 | 6 | | 2 | 8 | 23 | 2 | 6 | |
| 2081 | 5 | | | 3 | 12 | 1 | 3 | 4 | 7 | | 1 | 8 | 6 | 4 | 3 | 61 | 5 | 9 | |
| 2082 | | | | 3 | 2 | | | 3 | | | | | | 2 | | | | | |
| 2083 | | | | 2 | 2 | | | 4 | 1 | 3 | | | | | 1 | 7 | 1 | | |
| 2084 | | | | | 5 | | | | 3 | | 2 | | | | | 4 | | 2 | |
| 2085 | 1 | 1 | 1 | 3 | 15 | 15 | 18 | 11 | 4 | 3 | | 1 | 5 | 24 | 86 | 29 | 1 | 4 | |
| 2101 | | | | | 4 | | | | | | | | | | | 5 | | | |
| 2104 | | | | | | | | 4 | | | | | | 6 | | 5 | | | |
| 2121 | | 1 | | | | | 1 | | | | | | | | | 4 | | | |
| 2132 | | | | | | 1 | | | | | | | | | | | | 1 | |
| 2161 | | | | | 1 | | | | 1 | | 21 | | | 4 | 5 | 5 | | 2 | |
| 2180 | 2 | | | 1 | 37 | 8 | 3 | 6 | 7 | 1 | 9 | 1 | 5 | 4 | 8 | 46 | 9 | | |
| 2181 | | | 3 | | 7 | | 1 | 1 | | 2 | 4 | | 1 | 3 | 1 | 15 | | 2 | |
| 2182 | | | | 1 | 6 | 2 | 1 | | 2 | 1 | | 4 | | 3 | | 9 | | 6 | |
| 2183 | 2 | 1 | | | 5 | 3 | | 3 | 1 | | | | | 1 | | 10 | | | |
| 2184 | | | | | 2 | | | 1 | | | | 1 | | | | 22 | 5 | | |
| 2260 | | | | | 1 | | | | | | | 5 | | | | | | | |
| 2262 | | | | | | | | | 4 | | | | | 4 | | 11 | | | |
| 2280 | | | | | 8 | 3 | | 1 | | | | 1 | | | | 7 | 3 | | |

**Tabell 2 (forts) Inrikes omflyttning mellan kommuner samt immigranter, emigranter och överförda från och till obefintlig-
registret kommunvis 1975**

| INFLYTT. TILL | UTFLYTTADE FRÅN | | | | | | | | | | | | | | | | | |
|------------------|-----------------|------|------|------|------|------|------|------|------|------|------|------|------|------|------|------|------|------|
| | 1763 | 1764 | 1765 | 1766 | 1780 | 1781 | 1782 | 1783 | 1784 | 1785 | 1860 | 1861 | 1862 | 1863 | 1864 | 1880 | 1881 | 1882 |
| 2281 | | | | | 10 | 2 | | | 7 | 2 | 3 | 3 | 1 | 2 | | 22 | 2 | 2 |
| 2282 | | | | | 2 | | 1 | | | | | 3 | 1 | | | 7 | | |
| 2283 | | | | | 2 | | | 2 | 4 | | | 2 | | | | 7 | 4 | 4 |
| 2284 | 3 | | | | 1 | | | | 3 | | 1 | | 1 | 2 | | 7 | 3 | 4 |
| 2303 | | 1 | | | | | 1 | | | | | | | | | 1 | 3 | 1 |
| 2305 | | | | | 1 | | | | | | | | | | | 1 | | |
| 2309 | | 1 | | | 1 | | | | | 3 | | 2 | 3 | | | 4 | | |
| 2313 | | | | | 3 | | | | | | | | | | 6 | 1 | | |
| 2321 | | | | 2 | 4 | | 2 | | | 3 | | | | | | 2 | | |
| 2326 | | | | | | | | | | | | | | 1 | 3 | 6 | | |
| 2361 | | | | | 3 | | | | 2 | | | | | | | 5 | | |
| 2380 | | | 4 | | 8 | 8 | | 4 | 2 | | | | 1 | | 19 | 2 | 1 | |
| 2401 | | | | 1 | | | | | | | | | | | 1 | | | |
| 2404 | | | | | 1 | | | | | | | | | | | 1 | | |
| 2409 | | | | | | | | | | | | | | | | 1 | | |
| 2417 | | | | | | | | | | | 4 | | | | | | | |
| 2421 | | | | | | | | | | | 3 | | | | | | | |
| 2422 | | | | | 1 | | | | | | | | | | | 1 | 5 | |
| 2460 | | | | | | | | | | | | | | 1 | | | | |
| 2462 | | | | | | | | | | | | | | | | | | |
| 2463 | | | | | 1 | | | | | | | | | | | 8 | | |
| 2480 | | | | 2 | 39 | 10 | 4 | 1 | 1 | | | | 2 | 2 | | 30 | | |
| 2481 | | | | | | | | | 1 | 3 | | | | | | 3 | | |
| 2482 | | 1 | | | 1 | 1 | 1 | | | | | | 4 | | 2 | 15 | 8 | |
| 2505 | | | | | 4 | | | | | | | | | | | 3 | | |
| 2506 | | | | | | | | 3 | | | | | | | | | | |
| 2510 | | | | | 1 | | | | | | | | | | | 2 | | 1 |
| 2513 | | | | | | | | | | | | | | | | | | |
| 2514 | | | | | 3 | | 2 | | | | | | | | | 6 | | |
| 2518 | | | | | | | | 1 | | | | 1 | | | | | | |
| 2521 | | | | | | | | 1 | | | | | 4 | 1 | | | | |
| 2523 | | | | | 5 | | | 1 | | 1 | | | 1 | | | 2 | | |
| 2560 | | | | | | | | | | | | | | | | | | |
| 2580 | 1 | | | | 5 | | 3 | 7 | 1 | 2 | | | 3 | 2 | | 16 | 3 | |
| 2581 | | | | | 8 | | 4 | 1 | 1 | | | | | 2 | | 27 | | |
| 2582 | | | | | 6 | 1 | | | 1 | | | | | | | 1 | | |
| 2583 | | | | | | | | | | | 1 | 1 | | | | | | |
| 2584 | | 3 | | | 9 | 1 | 3 | | 6 | | | | | | 3 | 6 | | |
| OB | | | | | | | | | | | | | | | | | | |
| UTLANDET | 10 | 22 | 21 | 4 | 109 | 100 | 70 | 10 | 56 | 31 | 63 | 18 | 53 | 66 | 16 | 210 | 24 | 14 |
| DÖRAV | | | | | | | | | | | | | | | | | | |
| DANMARK | 2 | 2 | 3 | 2 | 5 | 45 | 37 | 1 | 1 | 4 | 1 | | 25 | 7 | 5 | 20 | 2 | 2 |
| FINLAND | 1 | 10 | 3 | | 17 | 10 | 27 | 4 | 4 | 1 | 36 | 12 | 19 | 41 | 6 | 27 | 7 | 11 |
| NORGE | 6 | 8 | 15 | 1 | 30 | 17 | 3 | 2 | 32 | 1 | 2 | 2 | 7 | 6 | 1 | 35 | 4 | |
| GREKLAND | | | | | | 1 | | | | | 5 | | | | | | 2 | |
| JUGOSLAV | | | | | 3 | | | | | | | 3 | | 2 | | 5 | 1 | |
| POLEN | 1 | | | | | | | | | | | | | | | | | |
| TYSKLAND | | | | | 7 | 4 | | | 2 | 4 | 1 | 1 | 1 | | | 15 | | |
| USA | | | | 1 | 6 | 6 | | | 12 | 11 | | | | | | 18 | | |
| SAMTLIGA | 445 | 446 | 266 | 364 | 4257 | 1043 | 660 | 606 | 791 | 700 | 647 | 947 | 537 | 491 | 383 | 4754 | 900 | 475 |

**Tabell 2 (forts) Inrikes omflyttning mellan kommuner samt immigranter, emigranter och överförda från och till obefintlig-
registret kommunvis 1975**

| INFLYTT. TILL | UTFLYTTADE FRÅN | | | | | | | | | | | | | | | | | |
|------------------|-----------------|------|------|------|------|------|------|------|------|------|------|------|------|------|------|------|------|------|
| | 1883 | 1884 | 1885 | 1904 | 1907 | 1917 | 1960 | 1961 | 1962 | 1980 | 1981 | 1982 | 1983 | 1984 | 2021 | 2023 | 2026 | 2029 |
| 0761 | | | | | | | | | | | | | | | | | | |
| 0763 | | | | | | | | | | | | | | | | | | |
| 0764 | | | | | | | | | | 1 | | | | | | | | |
| 0765 | | | | | | | | 3 | | 1 | | | 1 | | 1 | 2 | | |
| 0767 | 1 | | | | 2 | | | | | 1 | | | | | | | | 1 |
| 0780 | 1 | 4 | 4 | | | | 15 | | | 34 | | | 1 | | | | | |
| 0781 | 3 | 1 | | 1 | 2 | | | | | | | 2 | 2 | | | | | |
| 0821 | | | | | | | | | | 2 | | | | | | | | |
| 0834 | | | | | | | | | | 9 | | | | | | | | |
| 0840 | | | | | | | | | | 5 | | | 4 | | | | | |
| 0860 | | | | | | | | 1 | | 2 | 3 | 3 | | | | | | |
| 0861 | | | 6 | | | | | | | | | | | | | | | |
| 0862 | | | 3 | | 1 | | | | | 10 | | | | | | | | |
| 0880 | 10 | 1 | 4 | 4 | | 2 | | 1 | | 23 | 1 | | 1 | 1 | | | | |
| 0881 | 4 | | | | | | | | | | | | | 1 | | | | |
| 0882 | 1 | | | | 4 | | | | | 11 | | | 7 | 1 | | | | 1 |
| 0883 | 1 | | 2 | | | 1 | 2 | 5 | 1 | 18 | | | 2 | 5 | | 1 | 1 | 1 |
| 0884 | | | | | | | | | | 2 | | | | | | | | |
| 0885 | 2 | | | | | 2 | | | | 1 | | | | | | | | |
| 0980 | 3 | | 4 | | | | | 2 | | 29 | 1 | | | 3 | | | | 1 |
| 1060 | | | | | 8 | | 2 | 1 | | | | | 3 | | | | | |
| 1080 | 12 | | | 1 | 2 | | | 1 | | 25 | | | 4 | 10 | 1 | 1 | | |
| 1081 | | 1 | 2 | | 3 | | | 2 | | 6 | 1 | | 1 | 1 | | | | |
| 1082 | | | 2 | | 1 | | | | | 1 | | 1 | 2 | | | | | |
| 1083 | | 3 | | | | | | | | 4 | | | | | | | | |
| 1121 | | | | | | | | | | 2 | | | | | | | | |
| 1137 | | | | | | | | | | | | | | | | | | |
| 1160 | | | | | | | 3 | | | | | | | | | | | |
| 1162 | | | | | | | | | | 9 | | | | | | | | |
| 1163 | 2 | | | | | | | | | | | | | | | | | |
| 1165 | 5 | | | | | | | | 1 | 3 | | | 1 | | 1 | | | |
| 1166 | | | | | | | | | | 1 | 1 | | | 4 | 1 | | | 1 |
| 1167 | 6 | | | | | | | | | 4 | | | 7 | | | | | 5 |
| 1168 | | | | | | | | | | 3 | | | | 2 | | | | |
| 1180 | | | 4 | | | | | 7 | | 5 | 1 | 1 | | | | | | |
| 1181 | | | | | | | 2 | | | 3 | 1 | | 3 | 2 | | | | |
| 1182 | | 1 | | | | | | | | 10 | | 1 | | | | 4 | | |
| 1183 | 1 | | | | 3 | 1 | | 1 | | 7 | | | 2 | | | | 1 | |
| 1214 | | | | | | | | | 1 | 4 | | | | | | | | |
| 1229 | | | | | | | | | | | | | | | | | | |
| 1230 | | | | | | | | | | 5 | | 1 | | | | | | |
| 1231 | | | | | | | | | | 3 | | | 1 | | | | | |
| 1233 | 1 | | | | | | | | | 10 | | | | | | | | |
| 1260 | 5 | | | | 9 | | | 3 | | 2 | | | | | | | | |
| 1261 | | | | | | | | | | 8 | | | | | | 1 | | |
| 1262 | 1 | | | | 1 | | | | | 6 | | | | | | | | |
| 1263 | | | | | | | | | | 5 | | | | | | | | |
| 1264 | | | | | | | | 2 | | | | | | | | 1 | | |
| 1265 | | | 3 | | | | | | | 1 | 1 | 3 | | | | | | |
| 1266 | | | | | 2 | | | | | | | | | | | | | |
| 1267 | | | | | 2 | | | | | 2 | | | | | | | | |
| 1280 | 10 | 6 | 5 | | | 1 | | 2 | 1 | 72 | 8 | 1 | 5 | | 1 | | 1 | 2 |
| 1281 | 3 | 1 | 6 | | | | 1 | | | 26 | 2 | 3 | | 6 | 1 | 1 | | |
| 1282 | 1 | | | | 1 | | | | | 13 | | | 2 | | | | | |
| 1283 | 2 | 1 | 2 | | 1 | | | 4 | | 31 | | 1 | 1 | | | | | 1 |
| 1284 | 3 | | 4 | | | | | | 2 | 4 | 1 | | 4 | | 2 | | | 1 |
| 1285 | | 2 | | 2 | | | | | | 7 | | | 1 | 4 | | | | |
| 1286 | | | | | | | | | | 3 | | | | 2 | | | | |
| 1287 | 6 | | | | | | | | | 2 | | | | | 2 | | | |
| 1315 | | | | | | | | | | 6 | 4 | 4 | | | | | | |

| INFLYTT. TILL | UTFLYTTADE FRÅN | | | | | | | | | | | | | | | | | | |
|------------------|-----------------|------|------|------|------|------|------|------|------|------|------|------|------|------|------|------|------|------|--|
| | 1883 | 1884 | 1885 | 1904 | 1907 | 1917 | 1960 | 1961 | 1962 | 1980 | 1981 | 1982 | 1983 | 1984 | 2021 | 2023 | 2026 | 2029 | |
| 1380 | 8 | 4 | 1 | | | | 3 | | 3 | 28 | 8 | 2 | 7 | 1 | 1 | | | | |
| 1381 | | | | | | | | | 4 | 3 | | 5 | | | | | 1 | | |
| 1382 | | | | | 1 | | | | | 2 | 1 | 2 | | | | 5 | | | |
| 1383 | 3 | | 7 | | | | | 1 | | 31 | 1 | | 3 | | | | | | |
| 1384 | 1 | | | | | | 1 | | | 1 | | | 4 | 2 | 4 | | | 1 | |
| 1401 | | | 1 | | | | | | | 8 | | 1 | 2 | | | | | | |
| 1402 | 2 | | 7 | | | | | | | 16 | | | | | | | | | |
| 1407 | | | | | | | | | | | | | | | | | | | |
| 1415 | 5 | | | 1 | | | | | | 10 | | | 7 | 1 | | | | | |
| 1419 | | | | | | | | | | 3 | | | | | | | | | |
| 1421 | 1 | | | | | | | | | | | | | | | | | | |
| 1427 | 3 | | | | | | | | | 1 | | | 3 | | | | | | |
| 1430 | | | | | | | | | | | | | | | | | | | |
| 1435 | 4 | | | | | | | | | 1 | | | 1 | | | | | | |
| 1480 | 69 | 9 | 17 | 2 | 3 | 3 | 8 | 14 | 3 | 159 | 10 | 7 | 35 | 13 | 7 | 8 | | 3 | |
| 1481 | 4 | | | 3 | | | | | | 8 | | 3 | | | 3 | 2 | | 1 | |
| 1482 | | | | | | | | | 3 | 6 | 2 | 5 | 4 | | | | | | |
| 1484 | 4 | | | 1 | | | | | 1 | 8 | | | 1 | 2 | | | | | |
| 1485 | 7 | | 1 | | | | 1 | 4 | | 6 | 6 | | | | 4 | | | | |
| 1486 | 1 | | | | 1 | | | | | | | | | 1 | | | | | |
| 1504 | | 3 | | | | | | | | | | | | | | | | | |
| 1507 | | | | | | | | | | | | | | | | | | | |
| 1521 | 4 | | | | 4 | 1 | | | | 2 | | 6 | 2 | | 1 | | | | |
| 1524 | 2 | | | | | | | | 5 | 4 | 6 | | | | | | | | |
| 1527 | | | | | | | | | | | | | | | | | | | |
| 1552 | | | | | | | | | | 1 | | | | | | | | | |
| 1560 | 1 | | 1 | | | | | | | | | | | | | 1 | | | |
| 1561 | | | 2 | | | | | | | 1 | | | | | | | | | |
| 1562 | 1 | | | | | | | | 2 | 1 | | | | | | | | | |
| 1563 | 1 | | | | | | | | | 6 | 3 | | | 1 | | | | | |
| 1565 | 2 | | | | | | | | | 1 | | | | | | | | 1 | |
| 1566 | | | | | | | 1 | | | | | | | | | | | | |
| 1580 | 3 | | | | | | | | | 7 | | | | | | | | | |
| 1581 | 13 | | 5 | | 6 | | | | 2 | 15 | 3 | | 1 | | | | | | |
| 1582 | | | | | | | | | 1 | 8 | | | 1 | | | | | 1 | |
| 1583 | 13 | 1 | 3 | 4 | 1 | 4 | 4 | 4 | 4 | 23 | | 2 | 8 | 1 | | 7 | | | |
| 1584 | 1 | | | | | | | | 3 | | | | | | | 1 | | | |
| 1585 | | | | | | | | | | | | | | | | 1 | | | |
| 1602 | | | | | | | | | | 1 | | | 1 | | | | | | |
| 1622 | | | | 1 | | | | | | | | | | | | | | | |
| 1623 | | | | | | | | | | | | | | | | | | | |
| 1637 | 4 | | 3 | | | | | | | 8 | 4 | | | | | | | | |
| 1643 | 11 | | | | | | | | 2 | 1 | | | | | | | | | |
| 1660 | 3 | | | | | | | | | 5 | | | | | | | 1 | | |
| 1661 | | | | | | | | | | | 1 | | | | | | | | |
| 1662 | | | | | | | | | | 2 | | | | | | | | | |
| 1663 | 1 | | | 4 | | | | | | 3 | | | | | | | | | |
| 1680 | 8 | | | 2 | | | | 1 | | 3 | | 1 | 1 | | | | | | |
| 1681 | 1 | 3 | 4 | | | | 4 | | | 6 | | | 1 | | | 1 | | | |
| 1682 | 3 | | | | 3 | | | | | | | | | | | | | | |
| 1683 | 11 | | 1 | 3 | | | | | | 10 | 1 | 9 | 3 | | | | 1 | | |
| 1684 | | 2 | | | | | | | | | 1 | | | 4 | | | | | |
| 1685 | 2 | 3 | | | | | | | 3 | | | | | 1 | | 2 | | | |
| 1686 | 7 | | 1 | | | | | | | 1 | | | | | 1 | | | | |
| 1715 | 12 | | | | | | | | | 7 | | | 3 | | | | | 1 | |
| 1730 | | | 6 | | | | | 2 | | 1 | | | 2 | | | | | | |
| 1737 | 6 | | | | | | | | | 9 | | | 4 | | 3 | 5 | | | |
| 1760 | 60 | | | | | | | | 1 | | | 5 | 1 | | | | | | |
| 1761 | 4 | | 2 | | | | | | 1 | 6 | | | | 3 | | | | | |
| 1762 | 4 | | | | | | | | | 1 | | | | 6 | | 3 | | | |

**Tabell 2 (forts) Inrikes omflyttning mellan kommuner samt immigranter, emigranter och överförda från och till obefintlig-
registret kommunvis 1975**

| INFLYTT. TILL | UTFLYTTADE FRÅN | | | | | | | | | | | | | | | | | |
|------------------|-----------------|------|------|------|------|------|------|------|------|------|------|------|------|------|------|------|------|------|
| | 1883 | 1884 | 1885 | 1904 | 1907 | 1917 | 1960 | 1961 | 1962 | 1980 | 1981 | 1982 | 1983 | 1984 | 2021 | 2023 | 2026 | 2029 |
| 1763 | 3 | | | | | | | 2 | | 9 | | 1 | | 5 | | 2 | | |
| 1764 | | | | | 1 | | | 2 | | | | 6 | | | 2 | | | |
| 1765 | 5 | | | | 1 | | | | | | | | 2 | 2 | | | | 1 |
| 1766 | 3 | | | | | | | | | 3 | | 1 | 1 | 1 | | | | 3 |
| 1780 | 56 | 2 | 12 | 1 | 1 | 2 | 6 | 6 | 5 | 52 | 7 | 3 | 3 | 9 | 3 | 15 | | |
| 1781 | 88 | | 3 | | | 2 | | 8 | | 10 | | 8 | | | | 1 | | 1 |
| 1782 | 19 | 4 | 3 | | | 1 | | 1 | | 8 | | | | 1 | 2 | 3 | | |
| 1783 | 15 | 3 | | | | | | 1 | | 16 | | 4 | 1 | 2 | 1 | 6 | | 2 |
| 1784 | 19 | | 1 | | 2 | | | | | 20 | | 5 | | 3 | | | | |
| 1785 | 5 | | 4 | | | | | 2 | | 2 | | 1 | | | | | 5 | 1 |
| 1860 | 32 | 2 | 5 | | | | | | | 10 | | | | | | | | |
| 1861 | 2 | | 14 | | | | 2 | | | 13 | | 3 | 6 | | 1 | | | 1 |
| 1862 | 320 | | | | | | | | 1 | | 2 | 3 | 1 | | 2 | | | |
| 1863 | 8 | 7 | 23 | 2 | | | | 4 | | 7 | | 1 | | | | 2 | | |
| 1864 | 13 | 8 | 20 | 1 | 1 | | | | 1 | 16 | | 4 | 1 | | | | | 1 |
| 1880 | 190 | 128 | 220 | 9 | 6 | 5 | 9 | 30 | 4 | 107 | 5 | 7 | 35 | 67 | 1 | 12 | 2 | 4 |
| 1881 | 13 | 3 | 10 | 1 | 4 | | 2 | | 1 | 13 | 2 | 1 | 4 | 4 | | | | |
| 1882 | 15 | 2 | 9 | | | | | | | 9 | | 1 | 3 | 1 | | | | |
| 1883 | | 14 | 13 | 1 | 10 | | | 6 | | 8 | 2 | 7 | 8 | 8 | | 1 | | 2 |
| 1884 | 16 | | 42 | | 1 | | | 2 | 1 | 3 | | 3 | | 2 | | | | |
| 1885 | 18 | 44 | | 5 | 1 | 1 | 3 | 4 | | 27 | | | 35 | 53 | | 4 | | 1 |
| 1904 | | | 5 | | | 2 | | 3 | 10 | 42 | 3 | 54 | 42 | | | 1 | | 2 |
| 1907 | 6 | | 5 | 2 | | 7 | | 55 | 3 | 249 | 3 | 25 | 12 | | | | | 1 |
| 1917 | | 4 | 1 | 2 | 6 | | | 11 | | 47 | 85 | 1 | 5 | | | | | 3 |
| 1960 | 3 | | 2 | | 1 | | | 12 | | 27 | 6 | 4 | 133 | 79 | | | | |
| 1961 | 5 | | 2 | 3 | 101 | | 7 | | 2 | 250 | 8 | 10 | 50 | 11 | | | 6 | |
| 1962 | | | | 6 | 18 | | | | | 16 | 1 | 72 | 9 | | | | 3 | 1 |
| 1980 | 15 | | 11 | 31 | 128 | 36 | 25 | 240 | 23 | | 194 | 96 | 169 | 37 | 7 | 9 | 3 | 3 |
| 1981 | 1 | | 5 | 1 | 11 | 66 | 4 | 12 | 3 | 299 | | 11 | 9 | 8 | | 5 | 2 | 6 |
| 1982 | 4 | | 2 | 54 | 28 | | 4 | 8 | 35 | 46 | 11 | | 14 | 2 | | | 1 | 2 |
| 1983 | 3 | | 19 | 34 | 30 | | 91 | 80 | 3 | 136 | 12 | 11 | | 68 | 1 | | 1 | 1 |
| 1984 | 1 | 2 | 44 | 4 | 6 | | 42 | 12 | | 46 | 2 | | 81 | | 1 | | | |
| 2021 | 1 | | | 2 | | | | | | 10 | | | | | | | 17 | 2 |
| 2023 | | | | | 1 | | | 2 | | 4 | 5 | 1 | | | 5 | | 2 | 1 |
| 2026 | 5 | | | | | | | | | 23 | | 1 | | | 10 | 6 | | 22 |
| 2029 | | | | 2 | 2 | | | | 1 | 13 | 5 | | 3 | | 7 | 1 | 41 | |
| 2031 | 1 | 1 | 1 | | | | | 1 | | 9 | 1 | 5 | | | 3 | 6 | 3 | 13 |
| 2034 | | 7 | | | | | | 1 | | 4 | | | 1 | | 5 | 3 | 1 | |
| 2039 | 4 | | | | | | | | 4 | 4 | | 1 | | | 7 | 8 | | 4 |
| 2061 | 1 | | 5 | 1 | 1 | 2 | | | 9 | 12 | 3 | 91 | 2 | | 3 | 3 | | 1 |
| 2062 | 1 | | | | | | 4 | | | 16 | 4 | 4 | 8 | 1 | 20 | 14 | 3 | 5 |
| 2080 | 1 | | 4 | 7 | 1 | 6 | 7 | 5 | 12 | 30 | 4 | 14 | | 2 | 17 | 24 | 30 | 39 |
| 2081 | 13 | 3 | 3 | | 18 | 2 | 4 | 18 | 9 | 47 | 12 | 17 | 7 | 14 | 19 | 15 | 109 | 64 |
| 2082 | 2 | | | | | | | 6 | 3 | 1 | 1 | 1 | 10 | | 1 | 1 | | 2 |
| 2083 | 1 | | | 1 | 3 | 4 | 1 | 7 | 2 | 22 | 14 | 4 | 5 | 2 | | 1 | 2 | 1 |
| 2084 | 1 | | 2 | | 5 | 5 | 7 | 15 | 26 | 54 | 31 | 19 | 2 | 4 | | | 2 | 5 |
| 2085 | 9 | 1 | 26 | 3 | 10 | 8 | 2 | 10 | 7 | 40 | | 19 | 5 | 5 | 21 | 11 | 7 | 10 |
| 2101 | | | | | | | | | 1 | 6 | | | 2 | | | | | |
| 2104 | 1 | | 2 | 1 | 2 | 2 | 2 | 1 | 2 | 2 | | | 2 | 2 | | | | 2 |
| 2121 | 2 | 1 | | | | | | | | 6 | | 1 | | | 2 | 2 | | |
| 2132 | | | | | | 4 | | | | 6 | | 1 | | | | | | |
| 2161 | | | | | | | | | 1 | 10 | | | | | 2 | | | |
| 2180 | 10 | 5 | 9 | | 4 | 5 | 2 | 6 | 3 | 66 | 14 | 6 | 12 | 2 | 3 | | 3 | 9 |
| 2181 | 6 | | 3 | | | 9 | | 6 | 8 | 34 | 7 | 3 | 8 | 3 | | 2 | | |
| 2182 | 1 | 1 | | | | 3 | | | | 21 | | 7 | 10 | 4 | | 1 | | |
| 2183 | 4 | | 2 | 2 | | | | 2 | | 22 | | 4 | 2 | | | | 1 | 1 |
| 2184 | 2 | 3 | 1 | | | | | 1 | | 8 | | | 2 | | | | | |
| 2260 | | | 2 | | | | | | | 9 | | 1 | | 1 | | 2 | | |
| 2262 | 2 | | | | 2 | | | | | 15 | | 1 | | | | 3 | | |
| 2280 | 1 | | | 3 | | | | | 2 | 25 | | 2 | 2 | | | | | |

| INFLYTT. TILL | UTFLYTTADE FRÅN | | | | | | | | | | | | | | | | | |
|------------------|-----------------|------|------|------|------|------|------|------|------|------|------|------|------|------|------|------|------|------|
| | 1883 | 1884 | 1885 | 1904 | 1907 | 1917 | 1960 | 1961 | 1962 | 1980 | 1981 | 1982 | 1983 | 1984 | 2021 | 2023 | 2026 | 2029 |
| 2281 | 6 | 4 | 1 | 1 | | | 4 | 3 | 7 | 83 | 10 | 2 | 3 | | 1 | 6 | 2 | |
| 2282 | 7 | | 2 | | | | | 5 | | 10 | 1 | 1 | 3 | 3 | | 7 | | |
| 2283 | | | | | | 1 | | | 4 | 6 | | 2 | 1 | 1 | | | | |
| 2284 | 13 | | 1 | | 7 | | | 1 | 6 | 66 | 3 | 1 | 8 | 6 | | | | |
| 2303 | 1 | | | | | | | | | 5 | | | | 4 | | | | |
| 2305 | 1 | | | 5 | | | 1 | | | | | | 2 | | | | | 1 |
| 2309 | 1 | | | 2 | | 3 | | | | 7 | | | | | | | | |
| 2313 | 4 | | 8 | 3 | 1 | | | | | 2 | 6 | | 1 | 2 | | | | |
| 2321 | | | 1 | | | | | | 4 | 4 | 4 | 7 | 2 | | | | | |
| 2326 | | | | 4 | | | | | | 3 | 2 | | | | | | | |
| 2361 | 2 | 1 | 8 | | | | 3 | 3 | | 8 | 2 | 1 | | | 1 | | | 1 |
| 2380 | | | 3 | | 7 | | | 6 | | 69 | 3 | 1 | 5 | 6 | | 5 | 1 | 2 |
| 2401 | | | | | | | 3 | | 2 | 1 | | | | | | | | |
| 2404 | | | | | | | | 2 | | 1 | | | | 1 | | | | |
| 2409 | | | | 2 | | | | | | 6 | | | | | | | | |
| 2417 | | | | | 2 | 6 | | | | 2 | | | | | | | | |
| 2421 | | | | 1 | 5 | 4 | | | | 2 | 1 | | 1 | | | | | |
| 2422 | 1 | | | | | | | | | | | | | | | | | |
| 2460 | 2 | | 2 | | | | | | | 6 | | | | | | | | |
| 2462 | | | | | | | | | | 4 | 1 | | 1 | | | | | |
| 2463 | | | | 1 | | | | | | 11 | | 1 | | | | | | |
| 2480 | 8 | | 1 | | 6 | 3 | | 12 | 1 | 72 | 3 | 10 | 6 | 2 | 4 | 2 | | |
| 2481 | 1 | | 2 | | | 2 | 1 | | 1 | 3 | | 2 | 1 | 5 | | | | |
| 2482 | 5 | | 1 | | 2 | 15 | | | 1 | 44 | 2 | 5 | 2 | 4 | 2 | 1 | 1 | |
| 2505 | | 1 | | | 1 | | | | | | | | 4 | | | | | 1 |
| 2506 | | | | | | | | | | | | | | | | | | |
| 2510 | 1 | | | | | | | | | 5 | | | 1 | 4 | | | | |
| 2513 | | | | | | | | | | 6 | | | | | | 1 | | |
| 2514 | | | | | 2 | | 2 | 4 | | 8 | 3 | | 4 | | | | | 1 |
| 2518 | | | | | | | | 1 | | 2 | | | | | | | | |
| 2521 | | | | | | | | | | 1 | | | | | 1 | | | |
| 2523 | 7 | | | | | 1 | | 5 | | 4 | | | | | | | | |
| 2560 | | | | | | | | | | | 4 | | | | | | | |
| 2580 | 7 | | 1 | | 12 | 4 | 9 | 11 | | 109 | 4 | 9 | 9 | | | | 4 | |
| 2581 | | 2 | | | 4 | 4 | | 1 | | 16 | 1 | | | | | | 1 | 1 |
| 2582 | 1 | | | | 1 | | | 1 | | 2 | | | | 4 | | 2 | | |
| 2583 | 4 | | 4 | 1 | | | 4 | | | 7 | | | | | | | | |
| 2584 | | 5 | | 1 | 5 | | | 5 | | 4 | | | 2 | 1 | | 2 | | |
| OB | | | | | | 1 | 2 | | 1 | 3 | 1 | | 3 | 4 | | | | |
| UTLANDET | 233 | 12 | 55 | 26 | 169 | 6 | 29 | 108 | 28 | 442 | 23 | 97 | 162 | 33 | 5 | 18 | 8 | 14 |
| DÅRAV | | | | | | | | | | | | | | | | | | |
| DANMARK | 148 | 3 | 8 | 1 | 36 | | 1 | 3 | 24 | 3 | 16 | 24 | 7 | 2 | 2 | | | 1 |
| FINLAND | 61 | 4 | 22 | 24 | 121 | 4 | 23 | 58 | 18 | 181 | 11 | 65 | 89 | 5 | 2 | | | |
| NORGE | 6 | | 5 | | 3 | | 1 | 14 | 2 | 32 | 3 | 1 | 18 | 4 | | 11 | 3 | 1 |
| GREKLAND | | | | | | | | | | 12 | | | 1 | | | | | |
| JUGOSLAV | 1 | | | 1 | | | | 2 | | 10 | | | 13 | 2 | | | | |
| POLEN | 1 | | | | | | | | | | | | 1 | | | | | |
| TYSKLAND | 7 | 1 | 2 | | | | | 1 | | 11 | 1 | 4 | 1 | 4 | 1 | 2 | | 1 |
| USA | | | 4 | | | | | 10 | | 24 | | 6 | | | 1 | 1 | 2 | 7 |
| SAMTLIGA | 1944 | 375 | 916 | 294 | 829 | 427 | 433 | 1053 | 307 | 5786 | 791 | 939 | 1400 | 715 | 246 | 342 | 290 | 390 |

| INFLYTT. TILL | UTFLYTTADE FRÅN | | | | | | | | | | | 2101 | 2104 | 2121 | 2132 | 2161 | 2180 | 2181 |
|------------------|-----------------|------|------|------|------|------|------|------|------|------|------|------|------|------|------|------|------|------|
| | 2031 | 2034 | 2039 | 2061 | 2062 | 2080 | 2081 | 2082 | 2083 | 2084 | 2085 | | | | | | | |
| 0761 | | | | | | | 3 | | | | | | | 1 | | | | |
| 0763 | | | | | | | | | | | | | | | | | | |
| 0764 | | | | | | | | | | | | | | | | | | |
| 0765 | | | | 4 | | | 2 | | | 6 | | | | | | 2 | 2 | |
| 0767 | | | | | | | 1 | | | | | | | | | 2 | 1 | |
| 0780 | | | | 3 | | 7 | 3 | | 3 | 3 | 4 | | 3 | 4 | | | 11 | |
| 0781 | | | | | | | 6 | | | | | | | | | | | |
| 0821 | | | | | 4 | | | | | | | | | | | | | |
| 0834 | | | | | | | | | | | | | | | | | | |
| 0840 | | | | | | | | | | | | | | 1 | | | | |
| 0860 | | | | | | | | | | 5 | | | | | | 4 | 1 | |
| 0861 | | | | | | | | | | | | | | | 1 | 1 | | |
| 0862 | | | | | | | | | | | | | | | | | | |
| 0880 | 4 | 3 | | 1 | 5 | 2 | | | | 6 | | | | | | 5 | 1 | |
| 0881 | | | | 3 | 2 | | | | | | | | | | | | | |
| 0882 | | | 1 | | | 3 | 2 | 1 | | 3 | | 1 | | | | 1 | 5 | |
| 0883 | | | 5 | | | 2 | | | | | | | | 3 | 6 | 3 | | |
| 0884 | | | | | | 1 | 3 | | 1 | | | | | | | 5 | | |
| 0885 | | | | | | | | | | | | | 4 | | | 4 | | |
| 0980 | | | 4 | | | 5 | 2 | 1 | | 4 | | | | | 1 | 10 | 3 | |
| 1060 | | | | | | | | | | | | | | | | | | |
| 1080 | | 2 | | 1 | | 2 | | | | 4 | 1 | | 1 | | | 7 | 5 | |
| 1081 | | | | | | | 3 | | 2 | 4 | 6 | | 1 | | 1 | 1 | 5 | |
| 1082 | | 1 | | | | | | | 1 | 1 | | | 1 | | 1 | 7 | | |
| 1083 | | | | | | | | | | | | | | | | 5 | | |
| 1121 | | | | | | | 1 | | | | | | | | | | | |
| 1137 | | | | | | | | | | | | | | | | | | |
| 1160 | | | | | | | | | | | | | | | | | 1 | |
| 1162 | | | | | | | | | | | | | | | | | | |
| 1163 | | | | | | | 4 | | | | | | | | | | 3 | |
| 1165 | | | | | | | | | | | | | | 2 | | | | |
| 1166 | | | | | | | 1 | | | | | | | | | 1 | | |
| 1167 | | | | | 1 | | | | | | | | | | | 1 | 2 | |
| 1168 | | | | | | | | | | | | | 1 | | | 2 | 3 | |
| 1180 | 1 | 5 | | | | 5 | | | | | 1 | 1 | | | 4 | 8 | | |
| 1181 | | | | | | | 1 | | | | | | | | | | | |
| 1182 | | | | | | | | | | 5 | | | | | | | 4 | |
| 1183 | | | | | 1 | | 4 | | | | | | | | | 1 | | |
| 1214 | | | | | | | 1 | | | | 2 | 2 | | | | 5 | 1 | |
| 1229 | | | | | | | | | | | | | | | | | | |
| 1230 | | | | | | 1 | 4 | | | | | | | | | | 2 | |
| 1231 | | | | | | | 2 | | | | | | | | | | 1 | |
| 1233 | | | | | | | | | | | | | 4 | | | 7 | | |
| 1260 | | | | | | | | | | | | | | | | 3 | | |
| 1261 | | | | | | | | | | | | | | | | | | |
| 1262 | | | | | | | | | | | | | | | 1 | 5 | | |
| 1263 | | | | | | | | | | | | | | | | | | |
| 1264 | | | | | | | 3 | | | | | | | | | | | |
| 1265 | | | | | | | | | | | | | | | | | | |
| 1266 | 2 | | | | | | | | | | | | | | | | | |
| 1267 | | | | | | | | | | | | | | | | | 2 | |
| 1280 | 3 | 1 | 1 | 2 | 1 | 12 | 24 | | 4 | 4 | 5 | | 4 | 1 | 1 | 21 | 7 | |
| 1281 | | | | | | 4 | 6 | | 2 | 3 | 1 | | 1 | 3 | 4 | 5 | 5 | |
| 1282 | | | | | | | 2 | | 1 | | | | | | | 5 | | |
| 1283 | | 5 | | | | 3 | 3 | 4 | 1 | 1 | 2 | | | 1 | | 2 | 7 | |
| 1284 | | | | | | | 1 | 4 | | 2 | | | | | | | 1 | |
| 1285 | | | | 1 | | | 4 | | | | 1 | | | | | | 1 | |
| 1286 | | | | | | | 1 | | 1 | | 1 | | | | | 2 | | |
| 1287 | | | | | | | 3 | | | | 3 | | | | | 10 | | |
| 1315 | | 1 | | | | | | | 1 | | | | 1 | | | 1 | | |

| INFLYTT. TILL | UTFLYTTADE FRÅN | | | | | | | | | | | | | | | | | | |
|------------------|-----------------|------|------|------|------|------|------|------|------|------|------|------|------|------|------|------|------|------|---|
| | 2031 | 2034 | 2039 | 2061 | 2062 | 2080 | 2081 | 2082 | 2083 | 2084 | 2085 | 2101 | 2104 | 2121 | 2132 | 2161 | 2180 | 2181 | |
| 1763 | | | | | 1 | | | | | 3 | | | | | | | | 2 | |
| 1764 | | | | 1 | | | 5 | | | | 1 | | | 1 | | | | | |
| 1765 | | | | | | | | | | | 1 | | | | | | | 2 | |
| 1766 | | 1 | | | | 4 | 1 | | 1 | | 4 | | | | | | | 1 | |
| 1780 | | 5 | | 2 | 6 | 18 | 21 | | 1 | 2 | 10 | | 6 | | 1 | | 11 | 7 | |
| 1781 | | 4 | | 1 | | 2 | 2 | 2 | | | | | | | | | | 7 | |
| 1782 | | | | | | 2 | | 2 | | | 7 | | | | | | | 5 | |
| 1783 | | | | 8 | | 1 | 3 | | 2 | 2 | 7 | | | | | | | | 4 |
| 1784 | 1 | | | 1 | | 2 | 2 | | 1 | 5 | 1 | | | 1 | | | 1 | 8 | 2 |
| 1785 | | 4 | | | | | 3 | | | | | | | | | | | | |
| 1860 | | | | | | 1 | 1 | | | | 4 | | | | | 6 | 1 | 5 | |
| 1861 | 1 | | 2 | 4 | | | | | | | 2 | | | | | | 1 | | |
| 1862 | | | | 1 | | | 4 | 1 | | | | | | | | | | | 5 |
| 1863 | | | | 2 | | | 2 | | | 8 | 9 | | | 9 | | | | | |
| 1864 | 1 | 2 | | 8 | 1 | 10 | | 4 | 2 | 2 | 83 | | | | | | 2 | | |
| 1880 | 8 | 2 | 6 | 6 | 12 | 16 | 19 | 7 | 5 | 14 | 47 | 1 | 5 | 1 | | 4 | 28 | 27 | |
| 1881 | | | 1 | 1 | | | 2 | | 1 | 1 | 9 | | 1 | | | 2 | | 5 | |
| 1882 | | | | | | 1 | 8 | | | 1 | 9 | | 5 | | | | | 2 | |
| 1883 | | 2 | 1 | 7 | | 4 | 3 | 2 | 1 | 4 | 3 | | | | | 6 | 9 | 7 | |
| 1884 | | | | 2 | | | 1 | | 1 | | 3 | | | 1 | | | | 5 | |
| 1885 | | 4 | | 3 | | 4 | 2 | | | 6 | 20 | | | | | 4 | | | |
| 1904 | | | 1 | 4 | | 6 | | 2 | | 2 | | | | | | | 4 | | |
| 1907 | | | | 10 | | 5 | 5 | | | 2 | 1 | | | | 1 | | 1 | | |
| 1917 | | | | 1 | | | 2 | | | 3 | 1 | 1 | | | | | 12 | 7 | |
| 1960 | | | | | | 1 | | | | 2 | | | | | | | 1 | 2 | |
| 1961 | | 2 | | 5 | | 2 | 3 | | | 3 | 7 | | | 4 | | | 2 | 1 | |
| 1962 | | | | | | 5 | 2 | 2 | 2 | 66 | 1 | | | | | | 1 | 6 | |
| 1980 | 5 | | 9 | 15 | 7 | 28 | 26 | 4 | 15 | 56 | 26 | | 9 | 1 | 3 | 4 | 47 | 22 | |
| 1981 | | 1 | 1 | 6 | 1 | 8 | 9 | 2 | 3 | 57 | 2 | 3 | 6 | | | 4 | 4 | | |
| 1982 | | | | 32 | 1 | 7 | 4 | | 7 | 21 | 13 | | | | 1 | | 7 | 5 | |
| 1983 | 1 | | 4 | 2 | | 7 | | | 7 | 6 | 6 | | 4 | 1 | | | 10 | 6 | |
| 1984 | 1 | | 4 | 2 | | | 3 | 1 | 3 | 2 | | | | | | 3 | 4 | 2 | |
| 2021 | | | 3 | 4 | 6 | 28 | 15 | 2 | 1 | | 20 | 8 | | | 2 | | 6 | | |
| 2023 | 1 | 1 | 8 | | 11 | 16 | 8 | 5 | 5 | 4 | 14 | | | | | 1 | | 2 | |
| 2026 | 18 | | 4 | 1 | 2 | 33 | 242 | 2 | 4 | 9 | 14 | | | | | | 5 | | |
| 2029 | 31 | | 1 | 1 | 9 | 63 | 62 | 1 | 2 | 6 | 3 | | 5 | | | | 10 | 5 | |
| 2031 | | 5 | 7 | | 25 | 62 | 31 | 2 | 8 | 11 | 3 | | 3 | | 1 | | 4 | 10 | |
| 2034 | 11 | | 8 | | 106 | 11 | 14 | | | 1 | 4 | | | 1 | | 9 | 5 | 3 | |
| 2039 | 4 | 4 | | | 25 | 22 | 34 | 4 | 1 | | 4 | | 1 | | | | 8 | | |
| 2061 | | | 1 | | 3 | 5 | 19 | 8 | 4 | 4 | 162 | | | | | | | | |
| 2062 | 49 | 72 | 39 | 5 | | 50 | 45 | 2 | 9 | 7 | 9 | | | 6 | | | 4 | 6 | |
| 2080 | 88 | 21 | 35 | 19 | 51 | | 273 | 35 | 57 | 37 | 45 | 2 | 26 | 7 | 2 | 10 | 35 | 21 | |
| 2081 | 25 | 11 | 25 | 35 | 33 | 225 | | 115 | 38 | 35 | 97 | | 20 | 5 | 1 | 2 | 35 | 27 | |
| 2082 | 3 | | 2 | 13 | 5 | 44 | 219 | | 72 | 17 | 12 | | | | 1 | 1 | 10 | 1 | |
| 2083 | 4 | 2 | 2 | 1 | 5 | 18 | 28 | 47 | | 127 | 15 | | 10 | | | 2 | 10 | 13 | |
| 2084 | 1 | 3 | 3 | 5 | 11 | 32 | 26 | 7 | 57 | | 23 | 2 | 11 | | | 2 | 23 | 15 | |
| 2085 | 4 | 7 | 4 | 184 | 9 | 62 | 67 | 15 | 5 | 17 | | | 9 | 1 | 3 | 7 | 2 | 3 | |
| 2101 | | | | | | | 1 | | | | 2 | | 5 | 4 | 2 | | 62 | 51 | |
| 2104 | | | 2 | 8 | | 8 | 8 | | 9 | 8 | 6 | 2 | | | | 16 | 40 | 56 | |
| 2121 | 5 | | | | | 6 | | | | | | | | 5 | | 9 | 2 | 6 | |
| 2132 | | | | | | | | | | | 1 | | 1 | 10 | | 14 | 15 | | |
| 2161 | | 8 | 1 | | 1 | 4 | 3 | | 1 | 2 | 1 | 1 | 12 | 4 | 9 | | 33 | 26 | |
| 2180 | 1 | 6 | 5 | 6 | 18 | 49 | 26 | 4 | 10 | 26 | 9 | 38 | 51 | 10 | 21 | 54 | | 381 | |
| 2181 | | | 1 | 14 | 1 | 30 | 16 | 2 | 21 | 11 | 1 | 54 | 117 | 7 | 11 | 42 | 241 | | |
| 2182 | | | 1 | 3 | 2 | 7 | 9 | | 4 | 8 | 12 | 10 | 12 | 11 | 18 | 24 | 97 | 36 | |
| 2183 | 3 | | 1 | | | 14 | 6 | 1 | 8 | 6 | 6 | 15 | 7 | 59 | 2 | 48 | 54 | 39 | |
| 2184 | 11 | 1 | 1 | 4 | | 5 | 2 | 2 | | | 2 | 1 | 9 | 1 | 128 | 76 | 67 | 17 | |
| 2260 | | | | | | 2 | 2 | | | 8 | | | 6 | | 1 | 13 | 6 | 2 | |
| 2262 | 1 | | | | | 1 | 1 | | | | | | 4 | | 10 | 1 | 5 | 8 | |
| 2280 | | 4 | 5 | 1 | 1 | 1 | 2 | | 3 | 4 | | | 4 | | | 5 | 8 | 3 | |

**Tabell 2 (forts) Inrikes omflyttning mellan kommuner samt immigranter, emigranter och överförda från och till obefintlig-
registret kommunvis 1975**

| INFLYTT. TILL | UTFLYTTADE FRÅN | | | 2061 | 2062 | 2080 | 2081 | 2082 | 2083 | 2084 | 2085 | 2101 | 2104 | 2121 | 2132 | 2161 | 2180 | 2181 |
|------------------|-----------------|------|------|------|------|------|------|------|------|------|------|------|------|------|------|------|------|------|
| | 2031 | 2034 | 2039 | | | | | | | | | | | | | | | |
| 2281 | 1 | 1 | 2 | 2 | 1 | 38 | 12 | | 1 | 17 | 10 | 3 | 4 | 5 | 40 | 27 | 77 | 15 |
| 2282 | | 2 | | | 1 | 1 | 1 | | | | | | 1 | | 3 | 1 | 2 | 5 |
| 2283 | | 1 | 3 | | 3 | 7 | 4 | | | | 5 | | | | | 2 | 14 | 2 |
| 2284 | | | | 5 | | 3 | 11 | 1 | | | 7 | 6 | 1 | | 4 | | 15 | 6 |
| 2303 | | | | | | 3 | | | | | 1 | | | | | | 5 | 2 |
| 2305 | | | 1 | | | | 3 | | | 1 | 1 | | | | | 1 | 4 | |
| 2309 | | | | | | | 7 | | | | 4 | 1 | 1 | | | 2 | 7 | 1 |
| 2313 | | | | | 2 | 3 | 6 | | 1 | 6 | 1 | | 4 | | 1 | 2 | 2 | 6 |
| 2321 | 2 | | | | | | 1 | | 1 | 2 | 1 | | 3 | | | 1 | 4 | 1 |
| 2326 | | | | | | 1 | | | 4 | 1 | 1 | | | | 1 | 6 | 1 | |
| 2361 | 1 | 1 | 1 | | 6 | 2 | 7 | | 7 | 2 | 7 | | 5 | | 3 | 21 | 7 | 1 |
| 2380 | 2 | 1 | 7 | 1 | 2 | 12 | 9 | 1 | 3 | 4 | 17 | | 2 | | 3 | 15 | 24 | 17 |
| 2401 | | | | 6 | | | | | | | | | | | | | 1 | |
| 2404 | | 3 | | | | | 3 | | | | | | | 1 | | | | |
| 2409 | | | | | | | | | | 1 | | | | | 4 | | 1 | 1 |
| 2417 | | | | | | | 4 | 1 | | | 1 | | | | | | | 4 |
| 2421 | | | | 3 | | | | | | 1 | 9 | | | | | 4 | 1 | |
| 2422 | | | | | | | | | | | | | | | | | | |
| 2460 | | | | | | 1 | | | | | | | | | | | 3 | |
| 2462 | | | | | | | | | | 2 | | 1 | | | 1 | 1 | | |
| 2463 | | | | 11 | | | 1 | | | | | | 4 | | 3 | | 1 | 2 |
| 2480 | | | | 2 | 8 | 12 | 24 | | 1 | 10 | 8 | 3 | | | 2 | 7 | 36 | 21 |
| 2481 | | | | 2 | 5 | | 1 | | | | 5 | | | | 1 | | 1 | |
| 2482 | | | 4 | | | 2 | 18 | | 5 | 5 | 25 | | | 2 | | | 14 | 11 |
| 2505 | | | | 1 | | | | | | | | | | | | | 4 | |
| 2506 | | | | | | | | | | | | | | | | | | |
| 2510 | | | 5 | | 1 | | | | | | | | | | | | | 3 |
| 2513 | | | | | | | | | | | | | | | | | | |
| 2514 | | | | | | 5 | | | | | 1 | | 1 | | | | 6 | |
| 2518 | | | | | | | | | | | | | | | | | | |
| 2521 | | | | | 1 | | 1 | | | | | | 4 | | | | 1 | |
| 2523 | | | 1 | 4 | | 11 | | 1 | 1 | 6 | 3 | | 5 | 1 | | 1 | | 2 |
| 2560 | | | | | | | | | | | | | 4 | | | 1 | 3 | |
| 2580 | | | | 6 | 3 | 3 | 15 | | 8 | 18 | 14 | | 14 | | 1 | | 26 | 15 |
| 2581 | | | 1 | | 2 | 1 | 1 | 1 | 2 | 1 | 6 | | | | | 2 | 4 | |
| 2582 | | | | | | 5 | 5 | 2 | | 5 | 3 | | 1 | | | 1 | 10 | |
| 2583 | | | | | | | 5 | | | | | | | | | | | |
| 2584 | | | | 1 | 1 | 1 | 4 | | 1 | 2 | 1 | | 2 | | | | 2 | 3 |
| OB | | | | 2 | 2 | 3 | | | | | 2 | | | | | | | 7 |
| UTLANDET | 9 | 5 | 4 | 24 | 16 | 46 | 168 | 5 | 37 | 59 | 65 | 4 | 62 | 1 | 9 | 2 | 168 | 134 |
| DÖRAV | | | | | | | | | | | | | | | | | | |
| DANMARK | | | 1 | 1 | 2 | 3 | 27 | 1 | 2 | 15 | 19 | | 35 | | | | 7 | 2 |
| FINLAND | 1 | 1 | 1 | 18 | 1 | 3 | 95 | 1 | 24 | 16 | 13 | 2 | 20 | | 2 | 54 | 25 | |
| NORGE | 4 | | 1 | 1 | 6 | 8 | 13 | 2 | 1 | 13 | 19 | | 2 | | | 17 | 7 | |
| GREKLAND | | | | | | | 4 | | | | | | | | | | 8 | |
| JUGOSLAV | | | | 1 | | | | | | | 1 | | | | | | 9 | 1 |
| POLEN | | | | | | | 1 | | | | | | | | | | 1 | |
| TYSKLAND | | 1 | | 1 | 1 | 6 | 5 | | | 1 | 2 | | 1 | | | | 5 | 18 |
| USA | 3 | 3 | | | 1 | 6 | 4 | | 1 | 1 | 6 | | 1 | | 5 | | 16 | 19 |
| SAMTLIGA | 421 | 264 | 311 | 630 | 579 | 1656 | 2220 | 379 | 688 | 1128 | 1362 | 196 | 687 | 190 | 404 | 744 | 2760 | 1631 |

| INFLYTT- TILL | UTFLYTTADE FRÅN | | | | | | | | | | | | | | | | | |
|------------------|-----------------|------|------|------|------|------|------|------|------|------|------|------|------|------|------|------|------|------|
| | 2182 | 2183 | 2184 | 2260 | 2262 | 2280 | 2281 | 2282 | 2283 | 2284 | 2303 | 2305 | 2309 | 2313 | 2321 | 2326 | 2361 | 2380 |
| 0114 | | 7 | 11 | 13 | 1 | 6 | 24 | 6 | 17 | 12 | 2 | | 2 | 6 | 1 | | 3 | 12 |
| 0115 | | | 4 | | | 2 | 6 | | 2 | | | 3 | | | | | 1 | 3 |
| 0120 | 1 | 2 | 3 | | 3 | | 5 | | 1 | | | | 1 | 3 | | | 2 | 4 |
| 0123 | 11 | 4 | 4 | 1 | 7 | 8 | 10 | 3 | 5 | 5 | | | | 2 | 1 | | 6 | 27 |
| 0125 | | | | | | 4 | | 1 | | 1 | | | | 1 | 1 | | | 1 |
| 0126 | 10 | 2 | 4 | 1 | 1 | 7 | 32 | 11 | 7 | 13 | | | | 9 | 7 | | 4 | 15 |
| 0127 | 6 | 5 | 12 | 1 | 11 | 9 | 43 | 9 | 6 | 22 | | 1 | 4 | 2 | 2 | 3 | 3 | 20 |
| 0136 | 5 | 8 | 1 | | | 1 | 29 | 11 | 2 | 6 | 9 | | 2 | 1 | 1 | 3 | 3 | 14 |
| 0138 | 1 | 4 | 3 | 1 | | 4 | 10 | 1 | 1 | 6 | | 1 | | 2 | | | 1 | 7 |
| 0139 | 1 | | | | 1 | | 6 | 2 | | 9 | 2 | 1 | | | | | | 4 |
| 0160 | | 2 | 13 | 2 | | 6 | 12 | 1 | 3 | 8 | 1 | 1 | | 2 | 3 | | | 1 |
| 0162 | 3 | 2 | 2 | | 1 | 4 | 3 | 3 | 4 | 8 | | | | 2 | 2 | 2 | 1 | 5 |
| 0163 | 8 | 8 | 3 | 1 | 1 | 8 | 14 | 7 | 4 | 8 | 1 | 4 | | 2 | 1 | | 3 | 18 |
| 0180 | 61 | 98 | 88 | 23 | 38 | 76 | 260 | 64 | 48 | 125 | 11 | 21 | 25 | 30 | 12 | 12 | 25 | 171 |
| 0181 | 4 | 9 | 21 | 5 | 5 | 12 | 44 | 8 | 7 | 11 | | 1 | | 3 | 1 | 1 | 3 | 14 |
| 0182 | 6 | 3 | 5 | 3 | 8 | 2 | 18 | 9 | 12 | 6 | | 3 | 2 | 4 | | 2 | 2 | 19 |
| 0183 | 5 | 2 | 8 | 5 | | 2 | 8 | 6 | 8 | 4 | 1 | 1 | | 1 | 5 | 1 | 2 | 2 |
| 0184 | 4 | 5 | 13 | | 1 | 5 | 33 | 4 | 10 | 8 | 1 | 3 | 2 | 6 | 2 | 2 | 7 | 18 |
| 0186 | 2 | 7 | 6 | | 1 | 5 | 17 | 5 | 2 | 5 | | 1 | 1 | 5 | 1 | | 2 | 7 |
| 0187 | 5 | 1 | 1 | 1 | 5 | 4 | 13 | 2 | | | 4 | | | | | | 2 | 9 |
| 0188 | 1 | 4 | 3 | 2 | | | 5 | | 2 | 6 | 2 | | 1 | | | 1 | | 3 |
| 0191 | 5 | | 5 | 4 | | 2 | 13 | 10 | 4 | 3 | | | | 1 | 1 | | | 6 |
| 0192 | 3 | | | | | | 3 | | 2 | 1 | | | | 1 | | 1 | | 6 |
| 0305 | 1 | 1 | | | | | 1 | 2 | 4 | | | | | | | | 5 | |
| 0319 | 4 | | 5 | | | | 10 | 4 | | | | | | | | | 4 | 2 |
| 0360 | 6 | | 2 | | 1 | | 10 | | 1 | 1 | | | 1 | 2 | | | 4 | 4 |
| 0380 | 51 | 50 | 40 | 19 | 15 | 38 | 104 | 15 | 33 | 39 | 9 | 8 | 6 | 28 | 5 | 3 | 14 | 78 |
| 0381 | 3 | 2 | 3 | | | 2 | 6 | | 1 | 2 | | | 1 | 1 | | | 3 | 8 |
| 0382 | 2 | 4 | 3 | | | 9 | 1 | 1 | 1 | | | | | | | | 2 | 6 |
| 0428 | 1 | 2 | 1 | | | | | | | 2 | | 1 | | | 1 | 1 | | |
| 0480 | 2 | 9 | 3 | | 7 | 1 | 21 | 4 | 1 | 2 | 6 | 1 | | 3 | | | | 5 |
| 0481 | | | 4 | 1 | | 3 | 1 | | 1 | | | | | | 1 | | | |
| 0482 | | | 1 | | | 1 | 7 | | | | | | | | | | | |
| 0483 | 9 | | 3 | | | 1 | 10 | 1 | | 5 | 1 | | 2 | | 1 | | 1 | 6 |
| 0484 | 15 | 8 | 7 | 1 | 8 | 8 | 31 | | 8 | 20 | | 2 | | 3 | 1 | 1 | 5 | 11 |
| 0486 | 4 | 1 | 3 | | 1 | 2 | 3 | | 2 | 1 | | | | 2 | 3 | | | 2 |
| 0509 | | 2 | 2 | | | | | | | | | | | 1 | | | | |
| 0512 | | | | | | | | | | | | | | | | | | |
| 0513 | | | | 4 | | | 1 | | | | | | | | | | | 1 |
| 0560 | | | | | | | 4 | | | | | | | | | | 1 | |
| 0561 | | | | | | | | | | 1 | | | | | | | | |
| 0562 | | 3 | 1 | | 4 | 3 | 8 | | | 5 | | 1 | | | 1 | | 1 | 2 |
| 0563 | | | | | | | | | | | | | | | | | | 1 |
| 0580 | 4 | 9 | 1 | | 5 | 16 | 12 | 6 | 4 | 10 | 4 | | 2 | | 4 | 1 | 1 | 18 |
| 0581 | 2 | 2 | 2 | 3 | 3 | 7 | 22 | 10 | 3 | 7 | | 1 | 1 | 4 | 1 | 2 | | 7 |
| 0582 | | | | 2 | | 3 | | | | | | | | | 1 | | | 4 |
| 0583 | 2 | 1 | 2 | | 4 | 4 | 11 | 1 | 2 | | | | | | | | | 5 |
| 0586 | | 10 | | | | | | | | | | | | | 1 | 1 | 1 | |
| 0604 | | | | | | | 2 | | | | | | | | | | | |
| 0617 | | | 3 | | | | 1 | | | 1 | | | | | | | | 2 |
| 0662 | 5 | | 4 | | | 3 | 1 | 5 | | | | | | | | | | |
| 0665 | | 2 | | | | | 4 | | | 1 | | | | | | | | |
| 0680 | 2 | 3 | 5 | | 5 | 16 | 27 | 2 | 2 | 4 | | | 2 | 2 | 2 | | | 9 |
| 0682 | 1 | 1 | 2 | | | | | | 4 | 2 | | | | | | | | |
| 0683 | 5 | | | 1 | 2 | 2 | 15 | 4 | 2 | 4 | | 3 | | | | | | |
| 0684 | | | | | | | | | | | | | | | | | | |
| 0685 | | | 1 | | 1 | 2 | 3 | | | 2 | | | | | 1 | | | |
| 0686 | | | | | 1 | | | | | | 2 | | | | | | | 3 |
| 0687 | | | | | | 3 | 8 | | | 4 | | | | | | | | 5 |
| 0760 | | | | | 1 | 2 | | | | | | | | | | | | |

Tabell 2 (forts) Inrikes omflyttning mellan kommuner samt immigranter, emigranter och överförda från och till obefintlig-registret kommunvis 1975

| INFLYTT. TILL | UTFLYTTADE FRÅN | | | | | | | | | | | | | | | | | |
|------------------|-----------------|------|------|------|------|------|------|------|------|------|------|------|------|------|------|------|------|------|
| | 2182 | 2183 | 2184 | 2260 | 2262 | 2280 | 2281 | 2282 | 2283 | 2284 | 2303 | 2305 | 2309 | 2313 | 2321 | 2326 | 2361 | 2380 |
| 1763 | | 1 | | | | | 2 | 2 | | | | | | | | | | |
| 1764 | | | | 1 | | | 8 | | | | | | | | | | | |
| 1765 | 1 | | | | | | | | | | | | | | | | | |
| 1766 | | | | | | | | | 1 | | | | | | | | | |
| 1780 | 11 | | 3 | | 1 | 8 | 26 | | 1 | | 2 | | 2 | 2 | 1 | | 2 | 2 |
| 1781 | 4 | | 2 | | | | | 3 | 2 | 1 | | | | | 1 | 1 | | 12 |
| 1782 | | | | 1 | | | | | | | 4 | 1 | | | | | | |
| 1783 | | | 1 | 2 | | 1 | | | 6 | 2 | | | 2 | | 1 | | | 7 |
| 1784 | 5 | 1 | 1 | 4 | | 3 | 9 | | 7 | 1 | 1 | | | | | | | 2 |
| 1785 | 1 | | 1 | | | | 13 | | | | | | | | | | | |
| 1860 | 5 | 1 | | | | | 2 | 1 | 5 | | | | | | | | | |
| 1861 | 2 | 3 | | | | 1 | | | 1 | | | | 1 | | | | | 3 |
| 1862 | | 2 | 2 | | | 4 | | 1 | | | | | | | | | | 2 |
| 1863 | | 1 | | | | | | | | | | | | | | | | |
| 1864 | | | | | | | 2 | | | | | | 5 | | | | | |
| 1880 | 10 | 7 | 14 | | 3 | 13 | 15 | 8 | 6 | 12 | | | 3 | 3 | | 2 | 9 | 23 |
| 1881 | | | | | 1 | | 1 | 3 | | | | | | 1 | | | | |
| 1882 | 4 | | | | 3 | | | 1 | | | | | | | | | | 3 |
| 1883 | 1 | | 1 | 1 | 4 | | 11 | | 4 | 1 | | 1 | | | | | | 6 |
| 1884 | 1 | | 1 | | | | | | | 3 | | | | | | | | |
| 1885 | 4 | | | | | 1 | 3 | 1 | 1 | 6 | | | | | 1 | | 1 | 3 |
| 1904 | | | | 4 | | 1 | | | | | | | 1 | | | | | |
| 1907 | | 2 | | 3 | | | | | | 3 | | | | | | | | 1 |
| 1917 | | | 3 | 4 | | | 4 | 4 | 1 | | | | | | | | 4 | |
| 1960 | | | | | | | 2 | | | 1 | | | | | | | | 2 |
| 1961 | | 3 | 3 | 6 | | | | | | | | | | 1 | 1 | | 3 | |
| 1962 | 3 | | | | | | 1 | | | | | | | | | | | |
| 1980 | 14 | 18 | 9 | 6 | 3 | 14 | 47 | 12 | 9 | 40 | 3 | 6 | 9 | 2 | 7 | 2 | 3 | 36 |
| 1981 | | 1 | 1 | | 6 | | 11 | | | 1 | | | | | | | | 2 |
| 1982 | 4 | | | | 3 | 1 | | | | | | | 1 | | | | | 2 |
| 1983 | 1 | 9 | | 1 | | 5 | 7 | 1 | 3 | 1 | 3 | 1 | | 3 | 1 | | 1 | 2 |
| 1984 | 1 | | | | | | | 2 | 2 | | | 3 | | 3 | | | | 4 |
| 2021 | | | | | | | | | | 1 | | | | 2 | | | | 1 |
| 2023 | | 8 | 2 | 4 | 1 | | 3 | 1 | | 1 | | | 4 | | | | 1 | 4 |
| 2026 | | 1 | 12 | | | | 3 | | | | | | | | | | 5 | |
| 2029 | 5 | 4 | | 1 | 2 | | | | 1 | | | 1 | 4 | | | | | 5 |
| 2031 | 3 | 4 | | | | | 4 | | | 4 | 3 | | | | | | | 5 |
| 2034 | 3 | 1 | 4 | | | | 3 | 3 | 1 | | | | 2 | 1 | | | 2 | 4 |
| 2039 | 3 | 4 | | | | | | | 5 | | | | | | | | 7 | 1 |
| 2061 | | | | | 1 | | 5 | | | 1 | | 1 | | | 7 | 1 | 1 | 1 |
| 2062 | 1 | 1 | 5 | | 2 | 1 | 13 | 2 | | 5 | | | | 1 | | | | 7 |
| 2080 | 10 | 11 | 9 | | 1 | 14 | 9 | 5 | 6 | 7 | 5 | | 9 | 3 | | 3 | 10 | 24 |
| 2081 | | 3 | 8 | | 3 | 4 | 16 | 2 | 3 | 3 | 4 | 1 | 3 | 1 | 3 | 1 | 1 | 3 |
| 2082 | | | | | | | | | | | | | 1 | 2 | | | | 3 |
| 2083 | 1 | 8 | | | | 3 | 3 | 7 | | 3 | | 1 | | | | | 1 | 1 |
| 2084 | | | 11 | 3 | | | 19 | 2 | 7 | 3 | | 2 | | | 1 | | 4 | 9 |
| 2085 | | 2 | 2 | 1 | 1 | 7 | 12 | 4 | 4 | 1 | | 6 | 1 | 1 | 1 | | 2 | 12 |
| 2101 | 6 | 2 | 1 | | | 2 | | | | | | | | | | | | 1 |
| 2104 | 2 | 6 | 4 | 1 | 1 | 5 | 5 | | 1 | | | | | 1 | 3 | 1 | 1 | |
| 2121 | 7 | 92 | 1 | | 1 | | 4 | | | | | | | | | | | |
| 2132 | 11 | 7 | 149 | 2 | 10 | 2 | 58 | | 1 | 6 | | | | | | | 2 | 7 |
| 2161 | 29 | 32 | 54 | 4 | 1 | 1 | 20 | | 2 | 1 | | | | 1 | 2 | 2 | 9 | 7 |
| 2180 | 138 | 93 | 68 | 3 | 7 | 36 | 86 | 12 | 13 | 13 | 4 | 2 | 2 | 3 | 1 | 5 | 6 | 31 |
| 2181 | 42 | 27 | 24 | 4 | | 9 | 18 | 4 | 12 | 8 | 1 | 2 | | 7 | 5 | 3 | 7 | 3 |
| 2182 | | 134 | 49 | 2 | 2 | 1 | 16 | | 1 | 6 | 2 | | 2 | 1 | 1 | | 3 | 2 |
| 2183 | 110 | | 29 | 7 | 4 | 6 | 28 | 2 | 1 | 9 | | 1 | 2 | 9 | 1 | | 18 | 13 |
| 2184 | 75 | 59 | | 3 | | 14 | 47 | 7 | 6 | 8 | 1 | | 3 | 2 | 1 | | 6 | 4 |
| 2260 | 2 | 4 | 7 | | 4 | 9 | 97 | 2 | 6 | 5 | 6 | 5 | | 3 | | 4 | 4 | 13 |
| 2262 | 11 | | 4 | 13 | | 61 | 481 | 20 | 20 | 13 | 3 | 2 | 2 | 6 | | | 3 | 5 |
| 2280 | 8 | 6 | 7 | 2 | 50 | | 125 | 150 | 41 | 67 | | 2 | 1 | 1 | | 1 | 1 | 22 |

| INFLYTT. TILL | UTFLYTTADE FRÅN | | | 2260 | 2262 | 2280 | 2281 | 2282 | 2283 | 2284 | 2303 | 2305 | 2309 | 2313 | 2321 | 2326 | 2361 | 2380 |
|------------------|-----------------|------|------|------|------|------|------|------|------|------|------|------|------|------|------|------|------|------|
| | 2182 | 2183 | 2184 | | | | | | | | | | | | | | | |
| 2281 | 32 | 22 | 48 | 170 | 437 | 156 | | 60 | 92 | 81 | 34 | 21 | 21 | 38 | 6 | 6 | 8 | 83 |
| 2282 | 6 | 4 | 4 | 2 | 14 | 132 | 40 | | 75 | 57 | 5 | | 4 | 11 | | 1 | 9 | 17 |
| 2283 | 5 | 1 | 7 | 5 | 21 | 50 | 49 | 92 | | 61 | 16 | 10 | 10 | 29 | 3 | | 8 | 14 |
| 2284 | 5 | 14 | 4 | 2 | 14 | 57 | 53 | 56 | 53 | | 5 | 1 | 2 | 9 | | 1 | 6 | 20 |
| 2303 | 1 | | 9 | 2 | 3 | | 33 | 1 | 8 | | | 19 | 5 | 5 | 6 | 2 | 3 | 32 |
| 2305 | | | 1 | 22 | 8 | 3 | 18 | | | 1 | 13 | | 6 | 10 | 6 | 7 | 7 | 101 |
| 2309 | 4 | 1 | | 1 | | 7 | 4 | 5 | 3 | 9 | 1 | 9 | | 14 | 27 | 9 | 10 | 237 |
| 2313 | | | 2 | 5 | 10 | 4 | 14 | 6 | 21 | 12 | 7 | 5 | 24 | | 17 | 12 | 5 | 91 |
| 2321 | 1 | | | 2 | 2 | | 9 | 1 | 9 | 3 | 2 | 6 | 23 | 15 | | 6 | 6 | 75 |
| 2326 | | | | | | | 10 | | 4 | 3 | | 12 | 1 | 1 | 3 | | 8 | 82 |
| 2361 | 1 | 6 | 3 | 6 | 4 | 6 | 29 | 4 | 2 | 3 | 7 | | 1 | 4 | 16 | 9 | | 61 |
| 2380 | 10 | 11 | 10 | 45 | 16 | 36 | 91 | 15 | 46 | 28 | 83 | 121 | 274 | 199 | 140 | 137 | 61 | |
| 2401 | | 1 | | | | | 3 | 2 | 1 | 36 | | | | 1 | 3 | | | 1 |
| 2404 | 4 | | | | 3 | 1 | 1 | | 4 | 16 | | 4 | | | | | 1 | 5 |
| 2409 | | | | 8 | 1 | 4 | 1 | 1 | 4 | 4 | | | | | 1 | | 10 | 5 |
| 2417 | | | | | | | 2 | 4 | 2 | 4 | | | | | | | | 3 |
| 2421 | 13 | | 4 | | 4 | | 4 | 4 | 2 | 13 | | 5 | | | | | | 4 |
| 2422 | | 2 | | | | | 4 | 3 | | | | | | 1 | 2 | | | 1 |
| 2460 | | | 2 | 3 | | 5 | 7 | | | 7 | | | | 3 | | | | 1 |
| 2462 | 5 | 1 | 1 | 2 | | | 3 | | 3 | 8 | | | 10 | 10 | | 3 | | 15 |
| 2463 | | | 1 | | 4 | 1 | 3 | 7 | 4 | 15 | | 2 | 2 | 9 | 1 | | | 11 |
| 2480 | 23 | 13 | 20 | 5 | 10 | 56 | 145 | 39 | 42 | 147 | 5 | 4 | 1 | 18 | 3 | 5 | 3 | 66 |
| 2481 | | | | 2 | 1 | | 9 | 1 | 3 | 9 | | 1 | 4 | 8 | 2 | | | 6 |
| 2482 | 8 | 1 | 10 | 5 | 6 | 12 | 33 | 8 | 15 | 34 | | 2 | 4 | 5 | | | 4 | 6 |
| 2505 | | | 1 | | | | | 5 | | 2 | | | | 1 | | | | |
| 2506 | | | | | | | | | | | | | | | | | 4 | 1 |
| 2510 | | | | | | | 2 | 1 | 1 | | | | | | | | 2 | 2 |
| 2513 | | | | | 2 | | | | | | | | | | | | | 1 |
| 2514 | | | | | 2 | 2 | 14 | 8 | 2 | 1 | 1 | | | | | | | 2 |
| 2518 | | | 2 | | | | 3 | 1 | | | | | | | | | | |
| 2521 | | | | | | 1 | | | 3 | 3 | | | | 2 | | | | 4 |
| 2523 | 1 | 1 | 1 | | 7 | 2 | 5 | 1 | 3 | 4 | | | | | | 1 | | 8 |
| 2560 | 4 | | | | | | 4 | | 2 | 1 | | | | | | | | |
| 2580 | 5 | 3 | 2 | 1 | 9 | 14 | 90 | 22 | 7 | 44 | 2 | 1 | 1 | 1 | | 2 | | 13 |
| 2581 | 4 | 1 | | | 1 | 2 | 20 | 3 | 10 | 14 | | | 2 | 1 | | | 2 | 7 |
| 2582 | 5 | | 3 | 4 | 2 | 2 | 7 | 3 | 7 | 5 | | | 3 | | | 1 | 3 | 2 |
| 2583 | | | 7 | | | | 3 | 2 | | 6 | | 1 | | | | 5 | | 3 |
| 2584 | 1 | 2 | | | 1 | 3 | 18 | 1 | 3 | 2 | | | | 3 | | | 6 | 3 |
| OB | 5 | | | | | | | | | | | | | | | | 1 | |
| UTLANDET | 58 | 18 | 46 | 4 | 22 | 34 | 77 | 16 | 19 | 61 | 8 | 8 | 8 | 29 | 18 | 1 | 23 | 63 |
| DYRAV | | | | | | | | | | | | | | | | | | |
| DANMARK | 12 | 4 | 4 | | 1 | 1 | 3 | 1 | 7 | 1 | 1 | 5 | | 1 | | | 3 | 10 |
| FINLAND | 26 | 8 | 23 | | 12 | 8 | 27 | 14 | 6 | 29 | 6 | 2 | 1 | 1 | 1 | | | 11 |
| NORGE | 4 | 2 | 2 | 1 | 5 | 5 | 15 | | | 3 | | | 5 | 17 | 16 | 1 | 8 | 8 |
| GREKLAND | 1 | | | | | 1 | | | | | | | | | | | | |
| JUGOSLAV | | | 1 | | | | | | | | | | | | | | | |
| POLEN | | 1 | | | | | | | | | | | | | | | | |
| TYSKLAND | 1 | | 1 | | | | 6 | | | 1 | 1 | | | | | | | 3 |
| USA | 6 | 2 | 4 | 1 | 1 | 10 | 4 | 1 | | 5 | | | | | | | 1 | 2 |
| SAMTLIGA | 1095 | 1013 | 1071 | 505 | 917 | 1223 | 3331 | 970 | 905 | 1435 | 314 | 360 | 550 | 680 | 391 | 281 | 432 | 2171 |

**Tabell 2 (forts) Inrikes omflyttning mellan kommuner samt immigranter, emigranter och överförda från och till obefintlig-
registret kommunvis 1975**

| INFLYTT. TILL | UTFLYTTADE FRÅN | | | | | | | | | | | | | | | | | |
|------------------|-----------------|------|------|------|------|------|------|------|------|------|------|------|------|------|------|------|------|------|
| | 2401 | 2404 | 2409 | 2417 | 2421 | 2422 | 2460 | 2462 | 2463 | 2480 | 2481 | 2482 | 2505 | 2506 | 2510 | 2513 | 2514 | 2518 |
| 0114 | 1 | 1 | 1 | 1 | 4 | | 4 | 4 | 1 | 21 | 1 | 7 | | | 2 | 1 | 8 | 2 |
| 0115 | | | 2 | | | 1 | | | | 7 | 2 | | | | | | | |
| 0120 | | | | | | | | | | | 1 | 1 | 1 | | 1 | | | |
| 0123 | 3 | 1 | 1 | | | | 1 | 2 | 1 | 22 | 4 | 7 | 1 | | 1 | | 3 | |
| 0125 | | | | | | | | | 1 | 3 | | 1 | | | 1 | | | |
| 0126 | | 1 | 2 | | | | 1 | 2 | 3 | 25 | 1 | 8 | 4 | | | | 5 | 3 |
| 0127 | 1 | | 9 | 1 | 2 | | | 1 | 2 | 26 | 5 | 11 | 1 | 2 | | | 8 | |
| 0136 | | | | 2 | | | | 4 | 4 | 15 | | 8 | | | 2 | | | |
| 0138 | | | | | | | | 1 | | 9 | | 11 | | | 4 | | | |
| 0139 | | 1 | | | | | | | | 23 | | 1 | | | 3 | | 3 | |
| 0160 | 1 | | 1 | 1 | | | | | | 14 | 2 | 8 | | | | | 3 | 1 |
| 0162 | | | | 1 | 1 | 2 | | | 1 | 8 | 2 | 11 | | | | 4 | 3 | 2 |
| 0163 | 1 | 1 | | | | 1 | 2 | | | 19 | 2 | 13 | | | 1 | | 5 | 1 |
| 0180 | 14 | 12 | 5 | 10 | 9 | 4 | 21 | 16 | 18 | 250 | 21 | 121 | 9 | 3 | 4 | 14 | 16 | 24 |
| 0181 | 1 | | | | 2 | 1 | 1 | 3 | | 31 | 7 | 12 | 1 | | 3 | | 6 | 3 |
| 0182 | 2 | 6 | 1 | | | | | 1 | 3 | 16 | 1 | 13 | 5 | | 3 | 4 | 3 | 4 |
| 0183 | | | 1 | 1 | | 1 | 2 | | 1 | 16 | 1 | 5 | 2 | 1 | 1 | 1 | | 1 |
| 0184 | | 4 | | 2 | | 1 | 2 | 3 | 1 | 33 | 3 | 18 | 1 | | 3 | 1 | 2 | |
| 0186 | 1 | | | | 1 | | 2 | | 3 | 6 | | 8 | 1 | | 5 | 3 | 6 | 1 |
| 0187 | | | | | | | | | | 14 | | 6 | | | 2 | 1 | 6 | |
| 0188 | | | | | 1 | | 1 | | 2 | 8 | | 10 | | | | | 1 | |
| 0191 | | 2 | | 3 | | | | | | 5 | 1 | 5 | 1 | | 1 | | | |
| 0192 | | | | | | | | 1 | 2 | 4 | | 9 | | | 1 | | | |
| 0305 | | | 4 | | | | 1 | | 1 | 7 | | | | | | | | |
| 0319 | | | | 1 | | | | | | | | | | | | | | |
| 0360 | | | | | | | | 2 | 1 | 3 | | 1 | | | | | | 5 |
| 0380 | 5 | 2 | | 4 | 2 | 1 | 7 | 8 | 3 | 120 | 5 | 55 | | 1 | 2 | 5 | 13 | 11 |
| 0381 | | 7 | | | | 2 | | 5 | | 4 | | 9 | | | | 1 | 1 | |
| 0382 | | | | | | | 2 | | | 5 | | | | | 4 | 1 | 2 | |
| 0428 | | | | | | | | | | | 1 | | | | | | | |
| 0480 | | | | 1 | | | 1 | 2 | | 11 | | 3 | 1 | | | | | |
| 0481 | | | | | | | | | | 1 | | 1 | | | | 1 | | 1 |
| 0482 | | 4 | | | | | | | 2 | | | 2 | | | | | | |
| 0483 | | 2 | 2 | | 1 | | | | | 7 | | 1 | 1 | | | 1 | | |
| 0484 | | 1 | | 1 | 5 | | 1 | | 3 | 21 | 4 | 4 | 1 | | 1 | | 5 | 6 |
| 0486 | | | | | 1 | | | | | 9 | | 4 | | | | | | 1 |
| 0509 | | | | | | | | | | 1 | | | | | | | | |
| 0512 | | | | | | | | | | 1 | | | | | | | | 2 |
| 0513 | | | | | 1 | | | | | | | | | | | | | |
| 0560 | | | | | | | | | | 2 | | | | | | | | |
| 0561 | | | | | | | | | | 3 | | | | 2 | | | | |
| 0562 | | | | | | | | | | 1 | | 3 | | | | | | 1 |
| 0563 | | | | | | | | | | | | | | | | | | |
| 0580 | | 2 | | 1 | 1 | 2 | 3 | 1 | | 41 | 8 | 10 | | | | 1 | 11 | |
| 0581 | 1 | | | 3 | 1 | | | 2 | | 15 | 5 | 14 | 2 | | | | 1 | |
| 0582 | | | | | | | | | | 5 | | | | | | | | 4 |
| 0583 | 1 | | | | | | | 4 | | 2 | 2 | | 1 | | 2 | 1 | | |
| 0586 | | | | | | | 3 | | | 3 | | | | | | | | |
| 0604 | | | | | | | | | | | 5 | | | | | | | |
| 0617 | | | | | | | | | | | | | 1 | | | | | |
| 0662 | | | | 7 | | | | | | 4 | | 1 | | | | | | |
| 0665 | | | | | | | | | | | | | | | | | | |
| 0680 | | | | | | | 1 | 1 | 1 | 19 | 4 | 12 | | | 2 | | | |
| 0682 | | | 1 | | 3 | | | | | 2 | | 1 | | | | | | |
| 0683 | | | | | | | | | | 5 | | 5 | | | 1 | | | |
| 0684 | | | | | | | | | | | | | | | | | | |
| 0685 | | | 1 | | | | | | | 1 | | 4 | 1 | | | | 1 | |
| 0686 | | 8 | | | | | | | | 1 | | 1 | | | | | 2 | |
| 0687 | | | | | | | | | | 3 | | 1 | | | | | | |
| 0760 | | | | | | | | | | 1 | 2 | | | | | | | |

| INFLYTT. TILL | UTFLYTTADE FRÅN | | | | | | | | | | | | | | | | | |
|------------------|-----------------|------|------|------|------|------|------|------|------|------|------|------|------|------|------|------|------|------|
| | 2401 | 2404 | 2409 | 2417 | 2421 | 2422 | 2460 | 2462 | 2463 | 2480 | 2481 | 2482 | 2505 | 2506 | 2510 | 2513 | 2514 | 2518 |
| 0761 | | | | | | | | | | | | | | | | | | |
| 0763 | | | | | | | | | | 5 | | | 2 | | | | | |
| 0764 | | | | | | | | | | | | | | | | | | |
| 0765 | | | | | | | | | | | | | | | | | | |
| 0767 | 1 | | | | | | | | | 1 | | | | | | | 2 | |
| 0780 | | | | | | | | | | 10 | 5 | | | | | | | |
| 0781 | | | | | | | | | | 1 | | | 1 | | | | | |
| 0821 | | | | | | | | | | 1 | | | | | | | | |
| 0834 | | | | | | | | | | | | 4 | | | | | | |
| 0840 | | | | | | | 4 | | | | | | | | | | | |
| 0860 | | | | | | | | | | 2 | | | | | | | | |
| 0861 | | | | | | | | | | 2 | | 1 | | | | | | |
| 0862 | | | | | | | | | | 1 | | 4 | | | | | | |
| 0880 | | | | | | | | | | 11 | 1 | | | | | | 1 | |
| 0881 | | | 1 | | | | | 2 | | 1 | | | | | | | | |
| 0882 | | | | | | | | | | | 3 | | | | | | | |
| 0883 | | | | | | | | | | 4 | | 7 | | | | | 1 | |
| 0884 | | | | | | | | | | 4 | | 1 | | | | | | |
| 0885 | | | | | | | | 5 | | | | | | | | | | |
| 0980 | | | | 1 | | | 1 | | | 10 | | | | | 3 | 2 | | |
| 1060 | | | | | | | | | | 2 | 2 | | | | | | 1 | 1 |
| 1080 | 2 | | | | | | | | | 4 | | 3 | | | | | 1 | |
| 1081 | | | | | | | | | | 2 | | 4 | | | | | | |
| 1082 | | | | | | 2 | | | | 8 | | 2 | | 1 | | | 4 | |
| 1083 | | | | | | | | | | | | | | | | | | |
| 1121 | | | | | | | | | | 1 | | | | | | | | |
| 1137 | | | | | | | | | | 1 | | | | | | | | |
| 1160 | | | | | | | | | | 1 | | | | | | | | |
| 1162 | | | | | | | | | | | | | | | | | | |
| 1163 | | | | | | | | | | 1 | | | | | | 1 | | |
| 1165 | | | | | | | | | | | | | | | | | | |
| 1166 | | | 1 | | | | | | | 1 | | 2 | 4 | | 1 | 1 | | |
| 1167 | | | | | | | | | | | | | | | | | 4 | |
| 1168 | | | | | | | | | | | | | | | | | | |
| 1180 | | | | | | | 1 | 1 | | 11 | 2 | 6 | | | | | | 3 |
| 1181 | | | | | | | | | | 1 | | 1 | | | | | | |
| 1182 | | | | | | | | | | 6 | | | | | | | | |
| 1183 | | | | | | | | | | 8 | 2 | 9 | | | | | 1 | |
| 1214 | | | | | | | | | | | | 2 | | | | | | |
| 1229 | | | | | | | | | | | | | | | | | | |
| 1230 | | | | | | | | | | 4 | | | | | | | | |
| 1231 | | | | | | | | | | | | | | | | | | |
| 1233 | | | | | | | | | | | | | | | | | | |
| 1260 | | | | | | | | | | | | | | | | | | |
| 1261 | | | | | | | | | | 2 | | | | | | | | |
| 1262 | | | | | | | | | | 1 | | | | | | | | |
| 1263 | | | | | | | | | | | | | | | | | | |
| 1264 | | | | | | | | | | | | 4 | | | | | | |
| 1265 | | | | | | | | | | 4 | | | | | | | | |
| 1266 | | | | | | | | | | | | | 1 | | | | | |
| 1267 | | | | | | | | | | 2 | | | | | | | | |
| 1280 | | 1 | | | | | 2 | | | 37 | 3 | 16 | | | | | 3 | |
| 1281 | | 2 | 1 | | | 1 | | | 2 | 32 | 2 | 6 | | 1 | 10 | 1 | 7 | 1 |
| 1282 | | | 1 | | | | | | | 1 | 1 | 3 | | | | | 2 | |
| 1283 | | | 1 | | | | 2 | | | 11 | | | | | | | 2 | 1 |
| 1284 | | | 1 | | | | | | | | 1 | 1 | | | | | | |
| 1285 | | | | 1 | | | | | | | | | 3 | | | | | |
| 1286 | | | | | | | | | | 1 | | | | | | | | 1 |
| 1287 | | | | | | | | | | 2 | | | | | | | | |
| 1315 | | | | | | | | | | | | | | | 1 | | | |

**Tabell 2 (forts) Inrikes omflyttning mellan kommuner samt immigranter, emigranter och överförda från och till obefintlig-
registret kommunvis 1975**

| INFLYTT. TILL | UTFLYTTADE FRÅN | | | | | | | | | | | | | | | | | |
|------------------|-----------------|------|------|------|------|------|------|------|------|------|------|------|------|------|------|------|------|------|
| | 2401 | 2404 | 2409 | 2417 | 2421 | 2422 | 2460 | 2462 | 2463 | 2480 | 2481 | 2482 | 2505 | 2506 | 2510 | 2513 | 2514 | 2518 |
| 1380 | | | | | 3 | | | | | 9 | 1 | | | | | | 1 | |
| 1381 | | | | | | | | | | | 1 | | | | | | | |
| 1382 | | | | | | | 1 | | | | | | | | | | 3 | |
| 1383 | | 2 | | 1 | | 1 | | | | 9 | | | | | 4 | | | 1 |
| 1384 | | | | | | | | 1 | | 1 | | 4 | | | | | 1 | |
| 1401 | | | | | | | | | | | | | | | | | | |
| 1402 | | | | | | | | | | 2 | | 1 | | | | | | 4 |
| 1407 | | | | | | | | | | | 1 | 2 | | | | | | |
| 1415 | | | | | | | | | | | 3 | | | | | | | |
| 1419 | | | | | | | | 4 | | | | 4 | | | | | | |
| 1421 | | | | | | 4 | | | | | | | | | | | | |
| 1427 | | | | | | | | | | | | | | | | | | |
| 1430 | | | | | | | | | | | | | | | | | | |
| 1435 | | | | | | | | | | 3 | 1 | | | | | | | |
| 1480 | 7 | 1 | 1 | 5 | 3 | | 7 | 3 | 1 | 10 | 6 | 24 | 2 | | 4 | 2 | 11 | 4 |
| 1481 | | | | | | | | | | 1 | | | | | | | 1 | |
| 1482 | | | | | | | | | | 4 | | | | 1 | | | | |
| 1484 | | | | | | | | | | | | | | | | | | |
| 1485 | | | | | | | 1 | | 5 | 5 | 5 | 1 | | | | | | |
| 1486 | | | | | | | | | | 5 | | | | | | | | |
| 1504 | | | | | | | | | | | | | | | | | | |
| 1507 | | | | | | | | | 1 | | | | | | | | | |
| 1521 | | | | | | | | | | 7 | | | | | | | | |
| 1524 | | | | | 1 | | | | | 1 | | | | | | | | |
| 1527 | | | | | | | | | | 2 | | | | | | | | |
| 1552 | | | | | | | | | | | | 1 | | | | | | |
| 1560 | | | | | | | | | | | | | | | | | | |
| 1561 | | | | | | | | | | | | | | | | | | |
| 1562 | | | | | | | | | | | | | | | | | | |
| 1563 | | | | | | 1 | | | | 2 | | | | | | | 3 | 2 |
| 1565 | | | | | | | | | | | | | | | | 2 | | |
| 1566 | | | | | | | | | | | | 1 | | | | | | |
| 1580 | | | | | | | | | | 7 | | | | | | | | |
| 1581 | 1 | 1 | | | | | 1 | 1 | 3 | 20 | 3 | 12 | | 4 | | 2 | | 2 |
| 1582 | | | 1 | | | | | | | | | | | | | 1 | | |
| 1583 | | | | | | | | | | 11 | 4 | 9 | | | | | 3 | 2 |
| 1584 | | | | | | | | | | | 6 | | | | | | | |
| 1585 | | | | | | | | | | | | 4 | | | | 2 | | |
| 1602 | | | | 2 | | | | | | | | | | | | | | |
| 1622 | | | | | | | | | | | | | | | | | | |
| 1623 | | | | | | | | | | 4 | | | | | | | | |
| 1637 | | | | | | | 3 | | | | | | | | | | | |
| 1643 | | | | | | | | | | | 1 | | | 1 | | | | |
| 1660 | | | | | | | | | | | 2 | 4 | | | | | | |
| 1661 | | | | | | | | | | | | | | | | | | |
| 1662 | | | | | | | | | | | | 2 | | | | 4 | | |
| 1663 | | | | | | | | | | | | | | | | | | |
| 1680 | | | | | | 2 | | | | 3 | 2 | | 1 | | | | | 3 |
| 1681 | | | 1 | 5 | | 1 | | | | 1 | | 6 | | | | | | |
| 1682 | | | | | | | | | | | | | | | | | | |
| 1683 | | | | | 1 | | | | | 10 | 3 | 7 | 1 | | 1 | | | |
| 1684 | | | | | | | | | | | | 1 | | | | | | |
| 1685 | | | | | | | | | | | | | | | | | | |
| 1686 | | | | | | | | | 1 | 1 | | 1 | | | | | | |
| 1715 | | | | | | | | | | 2 | | | | | | | | |
| 1730 | | | | | | | | | | | | | | | | | | |
| 1737 | | | | | 1 | | | | | 4 | | | | | | | | |
| 1760 | | | | | | | | | | | | | 1 | | | | | |
| 1761 | | | | | | | | | | | 1 | | | | | | | |
| 1762 | | | | | | | | | | | | 5 | | | | | | |

| INFLYTT. TILL | UTFLYTTADE FRÅN | | | | | | | | | | | | | | | | | |
|------------------|-----------------|------|------|------|------|------|------|------|------|------|------|------|------|------|------|------|------|------|
| | 2401 | 2404 | 2409 | 2417 | 2421 | 2422 | 2460 | 2462 | 2463 | 2480 | 2481 | 2482 | 2505 | 2506 | 2510 | 2513 | 2514 | 2518 |
| 1763 | | | | | 1 | | | | | | | | | | | | | |
| 1764 | | | | | | | | 1 | | 3 | 1 | | | | | | | |
| 1765 | | | | | | | | | | | | 1 | | | | | | |
| 1766 | | | | | | | | | | | | | | | | | | 1 |
| 1780 | | 1 | | | | | 1 | | | 12 | 3 | 10 | | | | | | 4 |
| 1781 | 1 | | 1 | | | | | | | 3 | | | | | | | | |
| 1782 | | | | | | | | | | | 1 | 1 | | | 1 | 1 | | 3 |
| 1783 | | | | | | | | | | 1 | | | | | 4 | | | |
| 1784 | | | | | | | | | | 6 | | | | | | | | 2 |
| 1785 | | | | | | | | | | | | | | | | | | |
| 1860 | 1 | | | | | | | | | 2 | | | | | 1 | | | 1 |
| 1861 | | | | | | | | 2 | | 2 | | | | | | | | |
| 1862 | | | | | | | | | | | | | | | | | | |
| 1863 | | 2 | | | | | | | | 3 | | | | | | | | |
| 1864 | | | | 3 | | | | | | | | | | | | | | |
| 1880 | 6 | 2 | 1 | | 3 | 1 | | 1 | | 27 | 2 | 15 | 1 | | | | | 4 |
| 1881 | | | | | | | | | | 10 | 2 | 6 | | | 5 | | | |
| 1882 | | | | | | | | | | 2 | | | | 3 | | | | |
| 1883 | | 2 | 1 | | | | | 3 | 2 | | 1 | 6 | | | 1 | | | 5 |
| 1884 | | | 1 | 3 | | | | | | 1 | | | | | | | | |
| 1885 | | | | | | | | | 3 | 7 | 1 | 6 | | | | | | |
| 1904 | | | | | | | | | 1 | | 3 | 8 | | | | | | |
| 1907 | | | | | | | | | | | | 4 | | | | 1 | | |
| 1917 | 2 | | | | 1 | | | | | 1 | | 4 | | | | | | 2 |
| 1960 | | | | | | | | | | 1 | | | | | | | | 3 |
| 1961 | | | | | | | | | 1 | 1 | 2 | | | | | | | 7 |
| 1962 | | | | | 4 | | | | | | | 1 | | | | | | |
| 1980 | 3 | 2 | 6 | 2 | 2 | 1 | 3 | | 4 | 57 | 10 | 19 | | | 1 | | | 7 |
| 1981 | | | | | | | | | | 1 | | 3 | | | | | | 2 |
| 1982 | | | | | | | | | | 13 | | 1 | | | | 1 | | |
| 1983 | | 1 | | 1 | 1 | 1 | | | | 7 | | 3 | | | | | | 4 |
| 1984 | | | | | 1 | 1 | | | | 9 | | 4 | | | | | | |
| 2021 | | | | | | | | | | 5 | | | | | | | | |
| 2023 | | | | | | | | | | 2 | 2 | | | | | | | 2 |
| 2026 | | | | | | | | | | 4 | | | | | | | | |
| 2029 | | | | | | | | | | | | 1 | 3 | | | | | |
| 2031 | | | | | 1 | | | | | 2 | | 5 | | | | | | |
| 2034 | | | | 2 | 3 | | | 2 | | 6 | | 2 | | | | | | |
| 2039 | | | | | | | | | | | 5 | 2 | 5 | | | | | |
| 2061 | | | 1 | 1 | | | | | 4 | 1 | | 2 | | | | | | 1 |
| 2062 | 1 | | | | 1 | | | | | 1 | 3 | | | | | | | 1 |
| 2080 | | | | | | 1 | 1 | | 2 | 31 | 6 | 10 | | | | 4 | | 6 |
| 2081 | | | | | 2 | | 3 | 3 | 1 | 13 | | 9 | 2 | | | | | 1 |
| 2082 | | | | | | | | | | 6 | | | | | 4 | | | |
| 2083 | | | | | 2 | | | | | 14 | 1 | 7 | 3 | | | | | 2 |
| 2084 | | | 1 | | 1 | | | | | 18 | 1 | 3 | | | | | | |
| 2085 | 1 | | 3 | | | | | 1 | 2 | 4 | 14 | 3 | | | | | | 1 |
| 2101 | | | | | | | | 1 | | | | | | | | | | |
| 2104 | | | | | | | | | | | 2 | | | 1 | | | | 1 |
| 2121 | | | | | | | | | | 7 | | | | | | | | |
| 2132 | | | | | | | | | 1 | 6 | | | | | | | | |
| 2161 | | 1 | | | 3 | 3 | | | | 7 | | 4 | | | | | | |
| 2180 | 1 | 2 | | 5 | 1 | 1 | 1 | | | 43 | 8 | 13 | 2 | | 1 | | | 6 |
| 2181 | | 1 | 1 | | 6 | 1 | 3 | | 1 | 13 | | 2 | | | 5 | | | 7 |
| 2182 | | | | | | | | 1 | 1 | 19 | 7 | 7 | | | | | | |
| 2183 | | 1 | | | | | 1 | | | 14 | | 2 | | | | | | 1 |
| 2184 | | 1 | | 1 | | 2 | 2 | 1 | | 13 | | 4 | 3 | | 2 | | | |
| 2260 | | | | 2 | | | | | | 7 | | 3 | 2 | | 2 | | | |
| 2262 | | | 5 | | 1 | 2 | 3 | | | 3 | | 5 | | | | | | 7 |
| 2280 | | 1 | 1 | 1 | 2 | 1 | | 5 | 2 | 34 | 1 | 10 | 3 | 5 | | | | 5 |

Tabell 2 (forts) Inrikes omflyttning mellan kommuner samt immigranter, emigranter och överförda från och till obefintlig-registret kommunvis 1975

| INFLYTT. TILL | UTFLYTTADE FRÅN | | | | | | | | | | | | | | | | | |
|------------------|-----------------|------|------|------|------|------|------|------|------|------|------|------|------|------|------|------|------|------|
| | 2401 | 2404 | 2409 | 2417 | 2421 | 2422 | 2460 | 2462 | 2463 | 2480 | 2481 | 2482 | 2505 | 2506 | 2510 | 2513 | 2514 | 2518 |
| 2281 | 5 | 2 | 5 | 3 | | | 3 | 1 | 3 | 111 | 10 | 51 | 1 | | 5 | | 10 | 3 |
| 2282 | 2 | | 1 | | | | 5 | | 1 | 22 | 9 | 10 | | | 1 | | 5 | |
| 2283 | | | 1 | 1 | 2 | | 1 | 6 | 8 | 36 | 7 | 1 | | | 7 | | 1 | |
| 2284 | 12 | | 6 | 3 | 3 | | 15 | 14 | 32 | 99 | 18 | 31 | | 1 | 2 | | 7 | 2 |
| 2303 | | | | | 1 | | | | | 1 | | | 1 | 1 | | | | 1 |
| 2305 | | | | 1 | | 1 | | | | 1 | | 2 | | | | | | |
| 2309 | | | 1 | 2 | | | | | 6 | 1 | 2 | | | | 1 | | 1 | 1 |
| 2313 | | | 5 | 10 | 3 | | 1 | 4 | 7 | 6 | 3 | 7 | | | 2 | | | |
| 2321 | | | | 3 | | | | | 1 | 5 | | 3 | | | | | | |
| 2326 | | | | | | 1 | 3 | | | | | | | 1 | | | | |
| 2361 | | | 1 | | 2 | | | 1 | | 3 | | 1 | | | | | | |
| 2380 | | | 3 | | 6 | 1 | 2 | 5 | 10 | 50 | 9 | 2 | | 6 | 1 | | 1 | 1 |
| 2401 | | 1 | 2 | | 1 | | 15 | 2 | | 122 | 5 | | 1 | | | | | |
| 2404 | 8 | | 1 | 2 | | 2 | 6 | | 5 | 101 | 19 | 14 | 1 | 1 | | | | 4 |
| 2409 | | 5 | | 11 | 4 | | 3 | 6 | 2 | 171 | 6 | 63 | 3 | 4 | | | | |
| 2417 | | 3 | 1 | | 5 | 12 | 2 | 1 | 5 | 36 | 52 | 82 | 10 | 3 | 2 | | | |
| 2421 | | 5 | 3 | 15 | | 7 | 18 | 12 | 9 | 80 | 31 | 4 | 1 | | 1 | 4 | | |
| 2422 | | | | 11 | 13 | | 4 | 4 | | 21 | 15 | 6 | | 7 | | | | |
| 2460 | 15 | 5 | 1 | 4 | 4 | | | 2 | 13 | 271 | 23 | 7 | | | | | | |
| 2462 | | 6 | 1 | 18 | 13 | | 6 | | 10 | 29 | 34 | 40 | | 3 | 11 | | 2 | |
| 2463 | 6 | | 1 | 1 | 7 | 1 | 13 | 29 | | 40 | 18 | 2 | 1 | | 3 | | | |
| 2480 | 127 | 110 | 118 | 33 | 70 | 20 | 338 | 65 | 81 | | 126 | 313 | 17 | 9 | 22 | 7 | 26 | 9 |
| 2481 | 4 | 22 | 9 | 78 | 40 | 23 | 13 | 28 | 23 | 124 | 37 | 7 | | 1 | 1 | | 2 | |
| 2482 | 6 | 15 | 50 | 125 | 7 | 9 | 15 | 15 | 13 | 248 | 47 | | 23 | 26 | 2 | 1 | 5 | 4 |
| 2505 | 1 | | | 16 | 2 | 4 | 2 | | | 8 | | 45 | | 12 | 19 | | 1 | |
| 2506 | | | 1 | 13 | | 3 | | 3 | | 4 | | 15 | 6 | | 1 | 2 | | 3 |
| 2510 | | | 1 | 1 | | | | 2 | | 7 | | 8 | 7 | 1 | | | 5 | |
| 2513 | | | | | | | | | | 3 | | | | | | | 4 | 5 |
| 2514 | | | | | | | | | | 17 | | 6 | 1 | 1 | 1 | 36 | | 28 |
| 2518 | | | | | | | | | | 5 | 1 | 2 | | | 1 | | 7 | |
| 2521 | | | | 2 | 1 | 2 | 3 | | | 5 | 1 | 3 | | | 3 | 1 | 5 | 15 |
| 2523 | | | | 2 | 1 | | 1 | 2 | | 25 | 5 | 13 | 2 | 3 | 30 | 9 | 11 | 4 |
| 2560 | | 1 | | 1 | | | 5 | | | 6 | | 10 | 25 | 5 | 6 | 3 | 1 | 1 |
| 2580 | 1 | 4 | 2 | 16 | 2 | 6 | 16 | 2 | | 171 | 33 | 132 | 24 | 5 | 22 | 80 | 165 | 146 |
| 2581 | 7 | 2 | | 1 | 1 | 5 | 3 | | 2 | 55 | 7 | 66 | 50 | 24 | 8 | 4 | 17 | 5 |
| 2582 | 4 | | | 5 | 2 | 2 | 8 | 1 | | 55 | 5 | 22 | 14 | 4 | 57 | 11 | 47 | 8 |
| 2583 | | | | | | | | | | 14 | 5 | 4 | | | 1 | 3 | 38 | 17 |
| 2584 | | | | 2 | 1 | 1 | | 1 | | 40 | 2 | 14 | 3 | 5 | 3 | 7 | 18 | 37 |
| OB | | | | | | | | | | | | | | | | | | |
| UTLANDET | | | 3 | 7 | 2 | 2 | 9 | 9 | 3 | 144 | 16 | 46 | 2 | 9 | 3 | 1 | 27 | 42 |
| DÅRAV | | | | | | | | | | | | | | | | | | |
| DANMARK | | | 1 | 3 | | | | 3 | | 9 | 4 | 2 | | 2 | 1 | 1 | 1 | |
| FINLAND | | | 1 | 3 | 1 | | 4 | | 1 | 65 | 4 | 20 | | | 1 | | 9 | 33 |
| NORGE | | | | 1 | 1 | 2 | | 1 | 1 | 11 | 5 | 8 | | 4 | 1 | | 13 | 9 |
| GREKLAND | | | | | | | | | | 3 | | | | | | | | |
| JUGOSLAV | | | | | | | | | | 1 | | | | | | | | |
| POLEN | | | | | | | | | | | | | | | | | | |
| TYSKLAND | | | | | | | 4 | | | 1 | | 5 | | | | | 2 | |
| USA | | | 1 | | | | | 1 | | 14 | 1 | 3 | | | | | 2 | |
| SAMTLIGA | 259 | 260 | 277 | 462 | 274 | 144 | 607 | 319 | 332 | 3871 | 739 | 1841 | 268 | 159 | 334 | 222 | 665 | 431 |

Tabell 2 (forts) Inrikes omflyttning mellan kommuner samt immigranter, emigranter och överförda från och till obefintlig-registret kommunvis 1975

| INFLYTT. TILL | UTFLYTTADE FRÅN | | | | | | | |
|------------------|-----------------|------|------|------|------|------|------|------|
| | 2521 | 2523 | 2560 | 2580 | 2581 | 2582 | 2583 | 2584 |
| 1763 | | | | | | | | 4 |
| 1764 | | 4 | | 2 | | | | |
| 1765 | | | | | | | | |
| 1766 | | | | | 1 | | | 4 |
| 1780 | | | | 8 | 9 | 11 | | 3 |
| 1781 | | | | 11 | 4 | 6 | | |
| 1782 | | | | 2 | | 1 | 1 | 1 |
| 1783 | | | | | | | | |
| 1784 | | | | | | | | |
| 1785 | | | | 4 | | | | |
| 1860 | 4 | 6 | | | | | | |
| 1861 | | | | 4 | 3 | | | |
| 1862 | 4 | | | | | | | |
| 1863 | 1 | 1 | | 2 | 1 | | | |
| 1864 | | | | | | | | |
| 1880 | | 5 | 1 | 8 | 5 | 6 | 2 | 10 |
| 1881 | | | | | 1 | | | 2 |
| 1882 | | | | | | 7 | | |
| 1883 | | 1 | | 4 | | 2 | | |
| 1884 | | | | | | | | 4 |
| 1885 | | | | | 9 | | | 1 |
| 1904 | | | | | | | 1 | 2 |
| 1907 | | | | 3 | | | | |
| 1917 | 3 | | | 1 | 4 | 3 | | 5 |
| 1960 | | | | | | | | |
| 1961 | | 1 | | 10 | 5 | 1 | | 1 |
| 1962 | | | | | | | | |
| 1980 | 6 | 5 | 3 | 26 | 13 | 5 | 10 | 17 |
| 1981 | | 5 | | 5 | | | | |
| 1982 | | 2 | | 1 | | 1 | | 1 |
| 1983 | | | | 2 | 4 | | 2 | 1 |
| 1984 | | 2 | | | | | | 7 |
| 2021 | 1 | | | | | | | 4 |
| 2023 | | | | 1 | | | | |
| 2026 | | | | | | | | |
| 2029 | | | | | | 2 | | 5 |
| 2031 | | | | 2 | 1 | 1 | | 2 |
| 2034 | | | | | | | | 2 |
| 2039 | | | | | | 1 | | |
| 2061 | | | | 12 | | 1 | | 7 |
| 2062 | | | | 2 | | 4 | | |
| 2080 | | 15 | | 4 | 1 | 5 | | 18 |
| 2081 | 2 | 2 | | 27 | 3 | 1 | 7 | 8 |
| 2082 | | | | 5 | | | | 2 |
| 2083 | | | | | | | | 1 |
| 2084 | | 2 | | 5 | 7 | | | 6 |
| 2085 | | | 1 | 6 | 2 | | 2 | 7 |
| 2101 | | | | | | | | |
| 2104 | | 1 | | 7 | | | 4 | 3 |
| 2121 | | | | 3 | | | | |
| 2132 | | | | | | | | 5 |
| 2161 | | 1 | | 2 | 1 | | | 4 |
| 2180 | 2 | 2 | | 25 | 5 | 4 | 2 | 6 |
| 2181 | 1 | 2 | | 7 | 3 | 2 | 1 | 5 |
| 2182 | | 4 | | 5 | | | | |
| 2183 | | 1 | | | 3 | | 1 | 3 |
| 2184 | | | | 7 | | 1 | | 5 |
| 2260 | | 2 | | | 1 | 1 | 3 | |
| 2262 | | | 3 | 7 | 1 | | | 6 |
| 2280 | | 3 | | 16 | 11 | 4 | 1 | 6 |

| INFLYTT. TILL | UTFLYTTADE FRÅN | | | | | | | |
|------------------|-----------------|------|------|------|------|------|------|------|
| | 2521 | 2523 | 2560 | 2580 | 2581 | 2582 | 2583 | 2584 |
| 2281 | | 5 | | 51 | 13 | 14 | 8 | 10 |
| 2282 | 2 | | 4 | | 1 | | | 6 |
| 2283 | | 1 | | 8 | 3 | | | 1 |
| 2284 | | 7 | 3 | 28 | 14 | 3 | 1 | 6 |
| 2303 | | 2 | | 2 | | | | |
| 2305 | | | 2 | | 1 | 1 | | |
| 2309 | 6 | 1 | | | 2 | 4 | | 6 |
| 2313 | | 8 | | | | | | |
| 2321 | | 1 | | | | | | 2 |
| 2326 | | | | | | | | |
| 2361 | | | 2 | 3 | | | | 1 |
| 2380 | | 4 | 5 | 20 | 3 | 4 | | 6 |
| 2401 | 1 | | | | | | | |
| 2404 | | 2 | | | | | | |
| 2409 | | 2 | | 1 | | | | |
| 2417 | | 2 | | 4 | 4 | 4 | | |
| 2421 | | 7 | | 6 | 9 | 5 | 1 | 6 |
| 2422 | | 1 | | 1 | | 1 | | 3 |
| 2460 | | 1 | 1 | 2 | 3 | | 1 | 6 |
| 2462 | | | | | 4 | | | |
| 2463 | 3 | 4 | | 5 | | 8 | | |
| 2480 | 22 | 50 | 16 | 163 | 47 | 45 | 15 | 52 |
| 2481 | 5 | 15 | | 2 | 3 | 5 | | 4 |
| 2482 | 3 | 33 | 10 | 83 | 62 | 13 | 4 | 19 |
| 2505 | 1 | 7 | | 12 | 26 | 7 | 1 | 8 |
| 2506 | | 2 | 2 | 6 | 13 | 4 | 1 | 6 |
| 2510 | 1 | 42 | | 25 | 10 | 36 | | 2 |
| 2513 | 5 | 8 | 1 | 38 | 4 | 8 | | 8 |
| 2514 | 12 | 15 | 2 | 179 | 13 | 36 | 75 | 24 |
| 2518 | 6 | 6 | | 41 | 1 | 10 | 10 | 37 |
| 2521 | | 16 | | 33 | 3 | 7 | 4 | 89 |
| 2523 | 61 | | 7 | 57 | 24 | 33 | 10 | 109 |
| 2560 | 4 | 17 | | 85 | 82 | 31 | | 7 |
| 2580 | 144 | 188 | 58 | | 152 | 269 | 124 | 195 |
| 2581 | 5 | 54 | 77 | 411 | | 55 | 15 | 25 |
| 2582 | 11 | 51 | 15 | 334 | 52 | | 20 | 44 |
| 2583 | 6 | 6 | 2 | 57 | 3 | 4 | | 18 |
| 2584 | 140 | 99 | | 75 | 26 | 17 | 12 | |
| OB | | | | 4 | | | | 10 |
| UTLANDET | 22 | 29 | 5 | 128 | 24 | 13 | 96 | 162 |
| DÅRAV | | | | | | | | |
| DANMARK | | 2 | | 3 | 7 | 2 | | 6 |
| FINLAND | 17 | 6 | 5 | 80 | 3 | 5 | 95 | 118 |
| NORGE | | 3 | | 2 | 5 | | | 21 |
| GREKLAND | | | | | | | | |
| JUGOSLAV | | | | | | | | |
| POLEN | | | | | | | | 1 |
| TYSKLAND | | 2 | | 12 | 4 | | | |
| USA | | 1 | | 12 | | | 1 | |
| SAMTLIGA | 548 | 1074 | 274 | 2888 | 921 | 1086 | 577 | 1385 |

**Tabell 2 (forts) Inrikes omflyttning mellan kommuner samt immigranter, emigranter och överförda från och till obefintlig-
registret kommunvis 1975**

| INFLYTT. TILL | UTFLYTTADE FRÅN | | DÄRAV | | | | | | | | SAMTLIGA |
|------------------|-----------------|----------|---------|---------|-------|----------|----------|-------|----------|-----|----------|
| | OB | UTLANDET | DANMARK | FINLAND | NORGE | GREKLAND | JUGOSLAV | POLEN | TYSKLAND | USA | |
| 0114 | 3 | 323 | 50 | 174 | 13 | 1 | 3 | 1 | 8 | 10 | 3213 |
| 0115 | 4 | 55 | 8 | 13 | 4 | | 2 | 2 | 3 | 2 | 1239 |
| 0120 | 5 | 248 | 5 | 192 | 4 | | 2 | | 2 | 9 | 1539 |
| 0123 | 5 | 300 | 3 | 130 | 17 | | 8 | 6 | 9 | 12 | 3723 |
| 0125 | 3 | 69 | 10 | 8 | 13 | | 1 | | 3 | 1 | 1189 |
| 0126 | 3 | 512 | 25 | 216 | 14 | | 6 | 4 | 17 | 20 | 6818 |
| 0127 | 3 | 1059 | 160 | 421 | 37 | | 41 | 17 | 27 | 14 | 10140 |
| 0136 | 2 | 349 | 17 | 187 | 9 | | 19 | 5 | 5 | 12 | 4203 |
| 0138 | 2 | 147 | 13 | 68 | 2 | | 1 | 1 | 3 | 1 | 2421 |
| 0139 | | 124 | 3 | 66 | 1 | | 2 | 2 | 3 | 6 | 1946 |
| 0160 | | 276 | 17 | 45 | 6 | | 7 | 6 | 15 | 24 | 3835 |
| 0162 | | 267 | 12 | 24 | 11 | | 3 | | 17 | 30 | 2000 |
| 0163 | 1 | 286 | 8 | 75 | 19 | | 4 | 8 | 18 | 13 | 4106 |
| 0180 | 95 | 4696 | 220 | 1251 | 172 | | 115 | 115 | 173 | 277 | 36856 |
| 0181 | 6 | 1086 | 41 | 569 | 28 | | 27 | 7 | 84 | 25 | 4856 |
| 0182 | 7 | 681 | 49 | 272 | 21 | | 8 | 15 | 31 | 30 | 5472 |
| 0183 | 1 | 191 | 20 | 69 | 5 | | | 3 | 9 | 12 | 2422 |
| 0184 | 4 | 403 | 16 | 125 | 12 | | 18 | 17 | 10 | 13 | 5122 |
| 0186 | 3 | 352 | 40 | 67 | 15 | | 7 | 1 | 22 | 20 | 2976 |
| 0187 | 3 | 147 | 7 | 61 | 6 | | | 1 | 11 | 17 | 3001 |
| 0188 | 1 | 167 | 6 | 130 | 1 | | 1 | 1 | 5 | 1 | 1783 |
| 0191 | 1 | 243 | 25 | 114 | 4 | | 5 | 2 | 1 | 12 | 1783 |
| 0192 | | 38 | 1 | 3 | 1 | | 1 | | 3 | 4 | 1063 |
| 0305 | | 46 | | 33 | 2 | | | | 2 | | 1306 |
| 0319 | | 31 | 1 | 23 | 2 | | | | 1 | | 467 |
| 0360 | | 24 | 3 | 8 | | | | | | 2 | 696 |
| 0380 | 3 | 702 | 33 | 132 | 22 | | 41 | 12 | 34 | 43 | 7072 |
| 0381 | 1 | 136 | 10 | 82 | 3 | | 8 | | 3 | | 1371 |
| 0382 | 1 | 101 | 15 | 71 | 3 | | | | 6 | 1 | 1113 |
| 0428 | | 29 | | 22 | | | | 5 | | | 561 |
| 0480 | 1 | 96 | 17 | 20 | 15 | | | 2 | 3 | 3 | 3069 |
| 0481 | | 86 | 9 | 47 | 17 | | | 1 | 3 | 1 | 666 |
| 0482 | 1 | 409 | 61 | 53 | 32 | | 6 | 17 | 7 | 2 | 1189 |
| 0483 | 1 | 270 | 108 | 116 | 7 | | | 3 | 1 | 5 | 1733 |
| 0484 | 3 | 978 | 172 | 644 | 10 | | 7 | 13 | 2 | 13 | 4083 |
| 0486 | 1 | 58 | 2 | 23 | 5 | | 6 | | 7 | | 1384 |
| 0509 | | 4 | | 3 | 1 | | | | | | 386 |
| 0512 | | 2 | | | | | | | | 2 | 255 |
| 0513 | | 19 | 1 | 3 | | | | 6 | | 4 | 388 |
| 0560 | | 7 | 1 | 1 | | | | 1 | 1 | | 267 |
| 0561 | | 7 | | 1 | | | | 3 | | | 521 |
| 0562 | | 105 | 21 | 46 | 2 | | | 4 | 7 | 5 | 1059 |
| 0563 | | 19 | 1 | 13 | | | | | 3 | | 431 |
| 0580 | 2 | 248 | 113 | 24 | 19 | | 3 | 2 | 2 | 13 | 5136 |
| 0581 | 4 | 449 | 57 | 199 | 17 | | 24 | 5 | 10 | 9 | 4262 |
| 0582 | | 15 | | 2 | | | | 1 | | 1 | 717 |
| 0583 | 2 | 203 | 90 | 78 | 6 | | 1 | 4 | 2 | 7 | 1675 |
| 0586 | | 33 | 13 | 6 | 4 | | 1 | | 1 | 1 | 1226 |
| 0604 | | 13 | 3 | 3 | 3 | | | | 3 | | 306 |
| 0617 | 1 | 98 | 50 | 17 | 1 | | 22 | | 1 | | 532 |
| 0662 | | 381 | 210 | 109 | 13 | | 13 | 14 | 2 | 1 | 1262 |
| 0665 | | 44 | 32 | 5 | 5 | | 1 | | 2 | 1 | 558 |
| 0680 | | 388 | 145 | 60 | 17 | | 3 | 29 | 7 | 15 | 4301 |
| 0682 | | 63 | 46 | | 2 | | 1 | 2 | | 4 | 957 |
| 0683 | | 176 | 98 | 28 | | | 6 | 3 | 2 | 8 | 1301 |
| 0684 | | 29 | 21 | 1 | | | | 5 | | 1 | 407 |
| 0685 | | 42 | 21 | 1 | | | 2 | | 4 | 2 | 724 |
| 0686 | | 84 | 47 | 5 | 4 | | | 9 | | 3 | 802 |
| 0687 | | 25 | 3 | 4 | | | 9 | | 1 | 1 | 764 |
| 0760 | | 54 | 20 | | | | 6 | 7 | 3 | 3 | 485 |

| INFLYTT. TILL | UTFLYTTADE FRÅN OG UTLANDET | | DRÄV | | | | | | | USA | SAMTLIGA |
|------------------|--------------------------------|------|---------|---------|-------|----------|----------|-------|----------|-----|----------|
| | | | DANMARK | FINLAND | NORGE | GREKLAND | JUGOSLAV | POLEN | TYSKLAND | | |
| 0761 | | 80 | 30 | | | | 5 | 17 | 2 | | 554 |
| 0763 | | 102 | 80 | 1 | | | 6 | 4 | 1 | 2 | 634 |
| 0764 | | 712 | 48 | 5 | 1 | | 6 | 6 | | 7 | 1357 |
| 0765 | | 73 | 41 | 3 | 4 | | 5 | 2 | 2 | 3 | 588 |
| 0767 | | 138 | 100 | 6 | 3 | | 3 | 14 | 4 | 1 | 571 |
| 0780 | | 214 | 61 | 9 | 3 | | 10 | 12 | 9 | 10 | 3170 |
| 0781 | 2 | 143 | 109 | 9 | | | 3 | 4 | 1 | 6 | 1089 |
| 0821 | | 10 | 4 | | | | 3 | | 1 | | 264 |
| 0834 | | 4 | 1 | | | | | | | 1 | 351 |
| 0840 | | 12 | 7 | | | | | | | 1 | 771 |
| 0860 | | 205 | 146 | 16 | 1 | | 8 | 13 | | 5 | 902 |
| 0861 | 2 | 37 | 20 | 1 | | | 5 | 1 | | 1 | 548 |
| 0862 | | 79 | 31 | 3 | 2 | | 7 | 15 | | 5 | 496 |
| 0880 | | 100 | 11 | 11 | 8 | | 16 | 5 | 3 | 6 | 2354 |
| 0881 | 1 | 72 | 13 | 8 | | | 2 | 19 | | 5 | 733 |
| 0882 | | 134 | 54 | 30 | 5 | | 9 | 2 | 1 | | 1337 |
| 0883 | 1 | 152 | 61 | 44 | 9 | | 8 | 6 | | 6 | 1377 |
| 0884 | | 42 | 27 | | 3 | | 1 | 1 | | | 571 |
| 0885 | | 12 | 1 | 1 | 1 | | | | | 6 | 476 |
| 0980 | 1 | 50 | 11 | 1 | 6 | | | | | 2 | 1279 |
| 1060 | | 267 | 85 | 156 | 4 | | | 16 | 1 | 1 | 732 |
| 1080 | | 87 | 28 | 5 | 1 | | 5 | 3 | | 9 | 1869 |
| 1081 | | 317 | 242 | 31 | 6 | | 5 | 4 | 1 | 7 | 1578 |
| 1082 | 1 | 119 | 33 | 10 | 19 | | 9 | 1 | 2 | 6 | 1046 |
| 1083 | | 18 | 2 | 7 | | | | 1 | 1 | 2 | 609 |
| 1121 | | 92 | 51 | 1 | 2 | | 4 | 11 | | 8 | 831 |
| 1137 | | 43 | 26 | | | | 1 | 5 | 2 | | 431 |
| 1160 | | 15 | 9 | | | | | | 2 | | 491 |
| 1162 | | 66 | 55 | 1 | | | 3 | | 1 | 3 | 608 |
| 1163 | 1 | 63 | 38 | 1 | 6 | | | | 2 | 2 | 559 |
| 1165 | | 130 | 113 | 6 | | | 2 | 1 | | | 456 |
| 1166 | | 69 | 46 | 2 | | | 7 | | | | 1031 |
| 1167 | | 39 | 21 | 3 | 1 | | | 6 | 1 | | 964 |
| 1168 | | 25 | 5 | | | | | 2 | | 3 | 581 |
| 1180 | | 164 | 83 | 6 | 8 | | 2 | 5 | 4 | 3 | 2653 |
| 1181 | 2 | 25 | 9 | | 2 | | | | 1 | | 801 |
| 1182 | | 59 | 25 | | 2 | | | 1 | 1 | 3 | 1540 |
| 1183 | 1 | 229 | 164 | 6 | 2 | | 6 | 1 | 8 | 2 | 1948 |
| 1214 | | 151 | 38 | 1 | 1 | | 1 | | | 1 | 864 |
| 1229 | | 6 | 2 | | | | | | 1 | | 366 |
| 1230 | | 56 | 7 | 4 | 9 | | 1 | 1 | | 2 | 1528 |
| 1231 | | 60 | 30 | 6 | | | | 5 | 2 | 4 | 1272 |
| 1233 | | 75 | 8 | 1 | | | | | | 22 | 2085 |
| 1260 | | 141 | 82 | 5 | 2 | | | 23 | 4 | | 926 |
| 1261 | 2 | 49 | 21 | 2 | 4 | | 8 | | | 1 | 1669 |
| 1262 | 1 | 47 | 12 | 1 | 3 | | | | | 6 | 1097 |
| 1263 | | 9 | 3 | | | | | | | 1 | 963 |
| 1264 | | 18 | 11 | | | | | | 1 | | 864 |
| 1265 | | 12 | 8 | | 1 | | | | | 1 | 805 |
| 1266 | | 8 | 1 | 1 | | | | | 1 | | 594 |
| 1267 | | 16 | 9 | | | | 1 | | | | 912 |
| 1280 | 17 | 2092 | 1006 | 126 | 102 | | 34 | 143 | 84 | 79 | 10597 |
| 1281 | 2 | 529 | 82 | 23 | 44 | | 10 | 6 | 25 | 17 | 6351 |
| 1282 | 2 | 398 | 225 | 64 | 16 | | 2 | 13 | 5 | 9 | 2230 |
| 1283 | 1 | 572 | 273 | 26 | 21 | | 31 | 47 | 20 | 22 | 4256 |
| 1284 | 1 | 126 | 74 | 2 | 2 | | | | | 2 | 1485 |
| 1285 | | 121 | 81 | 2 | 6 | | 8 | 7 | 1 | 1 | 1479 |
| 1286 | | 58 | 24 | 8 | | | | | 5 | 4 | 943 |
| 1287 | | 213 | 128 | 26 | 2 | | 9 | 4 | 5 | 7 | 1386 |
| 1315 | | 75 | 28 | 38 | 1 | | | | | | 552 |

| INFLYTT. TILL | UTFLYTTADE FRÅN OCH UTLANDET | | DRÄV | | | | | | | USA | SAMTLIGA |
|------------------|---------------------------------|-----|---------|---------|-------|----------|----------|-------|----------|-----|----------|
| | | | DANMARK | FINLAND | NORGE | GREKLAND | JUGOSLAV | POLEN | TYSKLAND | | |
| 1763 | | 17 | 2 | | 4 | | | | 2 | 1 | 920 |
| 1764 | | 30 | 1 | 9 | 18 | | | | | | 609 |
| 1765 | | 25 | 7 | | 15 | | | | | | 327 |
| 1766 | 1 | 15 | 2 | | 7 | | | | 1 | 4 | 470 |
| 1780 | 1 | 195 | 31 | 9 | 60 | | 1 | 4 | 4 | 7 | 3873 |
| 1781 | | 192 | 135 | 20 | 14 | | | 1 | 2 | 1 | 1267 |
| 1782 | 3 | 111 | 52 | 45 | 3 | | | | | 2 | 640 |
| 1783 | | 34 | 2 | | 20 | | | | | 1 | 516 |
| 1784 | 1 | 93 | 19 | 5 | 49 | | | 2 | | 7 | 962 |
| 1785 | 1 | 50 | 13 | 2 | 17 | | | 4 | | 1 | 649 |
| 1860 | | 57 | 22 | 23 | 2 | | | 1 | 3 | | 511 |
| 1861 | | 24 | 6 | 13 | 2 | | | | 1 | | 991 |
| 1862 | | 60 | 23 | 17 | 5 | | | 7 | | 2 | 657 |
| 1863 | | 41 | 9 | 14 | 5 | | | | | 1 | 336 |
| 1864 | | 29 | 25 | 1 | 2 | | | | | | 379 |
| 1880 | 2 | 262 | 32 | 51 | 66 | | 1 | 10 | 3 | 6 | 4854 |
| 1881 | | 26 | 2 | 13 | 2 | | | | | 2 | 995 |
| 1882 | | 13 | 1 | 3 | 2 | | | | 1 | | 614 |
| 1883 | 2 | 465 | 267 | 119 | 25 | | | 1 | | 5 | 1802 |
| 1884 | | 32 | 9 | 6 | 3 | | | | | | 507 |
| 1885 | | 92 | 58 | 16 | 4 | | | | | 2 | 923 |
| 1904 | | 39 | | 36 | | | | | | | 362 |
| 1907 | 1 | 190 | 64 | 121 | 4 | | | | | | 758 |
| 1917 | | 14 | | 7 | | | | | 1 | | 571 |
| 1960 | | 14 | | 10 | | | | | | | 471 |
| 1961 | 2 | 137 | 5 | 94 | 7 | | | 3 | | 3 | 884 |
| 1962 | | 22 | 10 | 6 | 2 | | | | 1 | 1 | 329 |
| 1980 | 5 | 652 | 63 | 288 | 63 | | 2 | 10 | 10 | 12 | 4978 |
| 1981 | | 31 | 5 | 11 | 4 | | | | 1 | 1 | 947 |
| 1982 | | 139 | 33 | 85 | 5 | | | | 4 | 1 | 710 |
| 1983 | | 203 | 54 | 108 | 2 | | | 12 | | 3 | 1195 |
| 1984 | | 55 | 15 | 18 | 2 | | | 1 | | 1 | 684 |
| 2021 | | 5 | 1 | | 1 | | | | | | 303 |
| 2023 | | 21 | 7 | | 9 | | | | | | 343 |
| 2026 | | 7 | | | 1 | | | 2 | | | 542 |
| 2029 | | 26 | 3 | 1 | 2 | | | | 1 | 4 | 641 |
| 2031 | | 22 | 4 | 1 | 4 | | | | 1 | 4 | 553 |
| 2034 | | 9 | | 1 | 4 | | | | | | 387 |
| 2039 | | 7 | 1 | | 5 | | | | | | 268 |
| 2061 | | 44 | 19 | 10 | 9 | | | | | | 630 |
| 2062 | 1 | 11 | 3 | | 1 | | | | 2 | 1 | 783 |
| 2080 | | 90 | 7 | 9 | 24 | | | | 4 | 7 | 2458 |
| 2081 | 1 | 353 | 196 | 92 | 18 | | 5 | | 5 | 4 | 2497 |
| 2082 | | 3 | 1 | | | | | 1 | | | 604 |
| 2083 | | 52 | 7 | 28 | 6 | | | | | 1 | 703 |
| 2084 | | 83 | 37 | 29 | 11 | | | 2 | | | 954 |
| 2085 | 1 | 121 | 48 | 28 | 22 | | | 1 | | 3 | 1615 |
| 2101 | | 5 | | | | | | | | | 225 |
| 2104 | 3 | 168 | 91 | 57 | 6 | | | | | 7 | 548 |
| 2121 | | 4 | | | 2 | | | | | | 202 |
| 2132 | | 13 | 10 | | | | | | | | 449 |
| 2161 | | 17 | 1 | | 4 | | | | 3 | 2 | 661 |
| 2180 | 6 | 213 | 14 | 105 | 8 | | 1 | 6 | 4 | 12 | 4383 |
| 2181 | | 168 | 19 | 48 | 13 | | 2 | | 2 | 12 | 1682 |
| 2182 | | 63 | 18 | 16 | 5 | | | | 1 | | 1207 |
| 2183 | 1 | 27 | 12 | | 3 | | | | 1 | | 1042 |
| 2184 | | 56 | 11 | 13 | 6 | | 1 | | 2 | 1 | 1223 |
| 2260 | | 12 | | 10 | | | | | | | 431 |
| 2262 | | 41 | | 28 | 1 | | | | 1 | | 1082 |
| 2280 | | 20 | | 8 | 1 | | | | | 2 | 1123 |

Tabell 2 (forts) Inrikes omflyttning mellan kommuner samt immigranter, emigranter och överförda från och till obefintlig-registret kommunvis 1975

| INFLYTT. TILL | UTFLYTTADE FRÅN OB | DÅRAV | | | | | | | | | SAMTLIGA |
|------------------|-----------------------|----------|---------|---------|-------|----------|----------|-------|----------|------|----------|
| | | UTLANDET | DANMARK | FINLAND | NORGE | GREKLAND | JUGOSLAV | POLEN | TYSKLAND | USA | |
| 2281 | | 165 | 6 | 79 | 14 | 1 | | | 2 | 16 | 3767 |
| 2282 | 1 | 43 | | 35 | | | | | | | 866 |
| 2283 | | 23 | 15 | 1 | 1 | | | | 1 | 1 | 999 |
| 2284 | | 67 | 5 | 24 | 6 | | | | 1 | 8 | 1655 |
| 2303 | | 12 | | 2 | 3 | | | | 3 | 2 | 268 |
| 2305 | | 5 | | | 1 | | | | | | 332 |
| 2309 | | 18 | | 4 | 3 | 1 | | | 3 | 1 | 638 |
| 2313 | 1 | 27 | 5 | 4 | 5 | | | | | | 626 |
| 2321 | | 32 | | 6 | 20 | | | | | | 437 |
| 2326 | | 7 | 4 | | | | | | | 1 | 237 |
| 2361 | | 18 | 7 | | 5 | | | | 1 | 1 | 528 |
| 2380 | 1 | 75 | 8 | 3 | 29 | | | | 4 | 7 | 2801 |
| 2401 | | 5 | | | | | | | | 2 | 294 |
| 2404 | | 1 | | 1 | | | | | | | 271 |
| 2409 | | 7 | 1 | 2 | | | | | | | 401 |
| 2417 | | 8 | | 1 | | | | | | | 329 |
| 2421 | | 6 | | 1 | 4 | | | | | | 378 |
| 2422 | | 1 | | | | | | | 1 | | 126 |
| 2460 | | 16 | | 5 | 4 | | | | | | 494 |
| 2462 | | 12 | 2 | | 5 | | | | | | 345 |
| 2463 | | 2 | | | | | | | 1 | | 325 |
| 2480 | | 219 | 7 | 111 | 17 | 4 | | | 7 | 9 | 4473 |
| 2481 | | 29 | 5 | 8 | 6 | | | | | | 741 |
| 2482 | | 81 | 3 | 22 | 3 | | | | 9 | 7 | 2077 |
| 2505 | | 7 | | | 2 | | | | 1 | | 261 |
| 2506 | | 13 | 1 | | 6 | | | | | | 142 |
| 2510 | | 4 | | 1 | 2 | | | | | | 287 |
| 2513 | | 13 | 4 | 2 | 3 | | | | 1 | | 128 |
| 2514 | | 64 | 25 | 27 | 5 | | | | 1 | 4 | 847 |
| 2518 | | 45 | | 34 | 10 | | | | | | 286 |
| 2521 | | 38 | 5 | 29 | | | | | | | 310 |
| 2523 | 1 | 44 | 2 | 22 | 4 | | | | | 3 | 803 |
| 2560 | | 1 | | | | | | | | | 430 |
| 2580 | | 253 | 9 | 160 | 6 | 1 | | | 10 | 9 | 4315 |
| 2581 | | 37 | 2 | 6 | 2 | | 1 | | 2 | 3 | 1499 |
| 2582 | | 15 | 2 | 3 | | | | | | 2 | 1277 |
| 2583 | 2 | 271 | | 268 | 1 | | | | | | 646 |
| 2584 | | 277 | 23 | 227 | 11 | 1 | | 1 | | | 1229 |
| OB | . | . | . | . | . | . | . | . | . | . | 914 |
| UTLANDET | . | . | . | . | . | . | . | . | . | . | 27249 |
| DÅRAV | | | | | | | | | | | |
| DANMARK | . | . | . | . | . | . | . | . | . | . | 4535 |
| FINLAND | . | . | . | . | . | . | . | . | . | . | 7976 |
| NORGE | . | . | . | . | . | . | . | . | . | . | 2237 |
| GREKLAND | . | . | . | . | . | . | . | . | . | . | 978 |
| JUGOSLAV | . | . | . | . | . | . | . | . | . | . | 1099 |
| POLEN | . | . | . | . | . | . | . | . | . | . | 100 |
| TYSKLAND | . | . | . | . | . | . | . | . | . | . | 1212 |
| USA | . | . | . | . | . | . | . | . | . | . | 1452 |
| SAMTLIGA | 310 | 44133 | 11507 | 12194 | 2815 | 933 | 1278 | 663 | 1327 | 1408 | 454203 |

~~TABELL 3, SE NÄSTA UPPSLAG~~
~~TABLE 3, SEE OVERLEAF~~

Tabell 3 Flyttningar till och från storstadsområdena fördelade på län, utlandet, kön och ålder 1975
Migration to and from the three biggest towns with suburbs by county, foreign countries, sex and age 1975

| STORSTADS- OMRÅDEN KÖN ÅLDER | STOCK- HOLMS LÄN | UPP- SALA LÄN | SÖDER- MAN- LANDS LÄN | ÖSTER- GÖT- LANDS LÄN | JÖN- KH- PINGS LÄN | KRONO- BERGS LÄN | KAL- MAR LÄN | GOT- LANDS LÄN | BLE- KINGE LÄN | KRI- STIAN- STADS LÄN | MALMÖ- HUS LÄN | HAL- LANDS LÄN | GÖTE- BORGS- BOHUS- LÄN |
|---------------------------------------|------------------------|---------------------|--------------------------------|--------------------------------|-----------------------------|------------------------|--------------------|----------------------|----------------------|--------------------------------|----------------------|----------------------|----------------------------------|
| STOR-STOCKHOLM | | | | | | | | | | | | | |
| INFLYTTADE | | | | | | | | | | | | | |
| MÄN | | | | | | | | | | | | | |
| -6 | 155 | 144 | 93 | 81 | 44 | 47 | 53 | 13 | 28 | 32 | 141 | 37 | 108 |
| 7-17 | 167 | 125 | 90 | 77 | 41 | 27 | 42 | 16 | 29 | 36 | 139 | 24 | 90 |
| 18-24 | 321 | 197 | 212 | 189 | 130 | 87 | 105 | 68 | 78 | 62 | 231 | 35 | 155 |
| 25-29 | 254 | 308 | 183 | 196 | 75 | 62 | 68 | 39 | 45 | 42 | 265 | 32 | 222 |
| 30-34 | 187 | 196 | 121 | 92 | 52 | 39 | 46 | 13 | 28 | 36 | 174 | 30 | 143 |
| 35-44 | 165 | 128 | 101 | 76 | 32 | 25 | 30 | 14 | 24 | 32 | 139 | 24 | 98 |
| 45-54 | 96 | 59 | 52 | 47 | 21 | 18 | 13 | 9 | 9 | 14 | 70 | 10 | 55 |
| 55-64 | 59 | 29 | 34 | 15 | 4 | 7 | 9 | 5 | 8 | 5 | 28 | 4 | 21 |
| 65- | 32 | 23 | 22 | 19 | 11 | 4 | 18 | 5 | 7 | 8 | 29 | 8 | 21 |
| SUMMA | 1436 | 1209 | 908 | 792 | 410 | 316 | 384 | 182 | 256 | 267 | 1216 | 204 | 913 |
| KVINNOR | | | | | | | | | | | | | |
| -6 | 178 | 154 | 104 | 66 | 35 | 49 | 44 | 13 | 28 | 24 | 127 | 22 | 98 |
| 7-17 | 167 | 124 | 96 | 100 | 56 | 47 | 47 | 17 | 26 | 33 | 112 | 28 | 84 |
| 18-24 | 451 | 334 | 338 | 259 | 150 | 75 | 148 | 104 | 67 | 70 | 238 | 63 | 192 |
| 25-29 | 208 | 274 | 155 | 172 | 67 | 56 | 58 | 33 | 27 | 36 | 252 | 43 | 188 |
| 30-34 | 153 | 131 | 72 | 72 | 40 | 30 | 39 | 18 | 14 | 24 | 153 | 20 | 115 |
| 35-44 | 123 | 83 | 67 | 66 | 30 | 26 | 31 | 9 | 20 | 27 | 99 | 22 | 72 |
| 45-54 | 65 | 42 | 38 | 43 | 16 | 9 | 14 | 5 | 7 | 8 | 64 | 6 | 51 |
| 55-64 | 57 | 39 | 32 | 30 | 15 | 5 | 12 | 7 | 9 | 6 | 32 | 4 | 33 |
| 65- | 42 | 28 | 36 | 26 | 14 | 7 | 16 | 5 | 14 | 11 | 33 | 8 | 34 |
| SUMMA | 1444 | 1209 | 938 | 834 | 423 | 304 | 409 | 211 | 212 | 239 | 1110 | 216 | 867 |
| SAMTLIGA | 2880 | 2418 | 1846 | 1626 | 833 | 620 | 793 | 393 | 468 | 506 | 2326 | 420 | 1780 |
| UTFLYTTADE | | | | | | | | | | | | | |
| MÄN | | | | | | | | | | | | | |
| -6 | 215 | 233 | 158 | 195 | 73 | 36 | 55 | 37 | 25 | 50 | 128 | 35 | 102 |
| 7-17 | 186 | 202 | 120 | 157 | 73 | 37 | 61 | 32 | 38 | 44 | 116 | 38 | 86 |
| 18-24 | 263 | 200 | 106 | 147 | 55 | 28 | 55 | 41 | 45 | 37 | 184 | 24 | 155 |
| 25-29 | 240 | 298 | 179 | 232 | 79 | 37 | 72 | 48 | 27 | 39 | 217 | 33 | 181 |
| 30-34 | 220 | 216 | 127 | 186 | 64 | 40 | 42 | 27 | 18 | 36 | 149 | 39 | 119 |
| 35-44 | 170 | 199 | 116 | 144 | 59 | 27 | 46 | 20 | 14 | 43 | 120 | 27 | 91 |
| 45-54 | 105 | 92 | 55 | 106 | 48 | 15 | 19 | 15 | 10 | 16 | 66 | 10 | 49 |
| 55-64 | 80 | 65 | 53 | 60 | 29 | 10 | 35 | 14 | 9 | 33 | 39 | 16 | 32 |
| 65- | 60 | 47 | 64 | 29 | 20 | 7 | 28 | 2 | 14 | 22 | 53 | 8 | 20 |
| SUMMA | 1539 | 1552 | 978 | 1256 | 500 | 237 | 413 | 236 | 200 | 320 | 1072 | 230 | 835 |
| KVINNOR | | | | | | | | | | | | | |
| -6 | 203 | 231 | 161 | 201 | 66 | 38 | 63 | 30 | 27 | 51 | 124 | 27 | 92 |
| 7-17 | 158 | 186 | 144 | 151 | 78 | 29 | 63 | 37 | 14 | 46 | 142 | 32 | 80 |
| 18-24 | 323 | 302 | 162 | 178 | 87 | 41 | 68 | 68 | 35 | 66 | 190 | 43 | 170 |
| 25-29 | 252 | 278 | 160 | 221 | 82 | 39 | 65 | 42 | 28 | 49 | 203 | 37 | 185 |
| 30-34 | 161 | 168 | 106 | 157 | 67 | 27 | 40 | 28 | 19 | 39 | 129 | 39 | 86 |
| 35-44 | 116 | 136 | 88 | 119 | 58 | 22 | 43 | 16 | 10 | 32 | 120 | 28 | 76 |
| 45-54 | 84 | 84 | 57 | 96 | 53 | 14 | 20 | 15 | 8 | 22 | 63 | 11 | 29 |
| 55-64 | 92 | 73 | 63 | 56 | 30 | 11 | 36 | 9 | 14 | 31 | 71 | 11 | 30 |
| 65- | 47 | 44 | 61 | 43 | 24 | 12 | 23 | 7 | 11 | 16 | 56 | 16 | 24 |
| SUMMA | 1436 | 1502 | 1002 | 1222 | 545 | 233 | 421 | 252 | 166 | 352 | 1098 | 244 | 772 |
| SAMTLIGA | 2975 | 3054 | 1980 | 2478 | 1045 | 470 | 834 | 488 | 366 | 672 | 2170 | 474 | 1607 |
| FLYTTNINGS- ÖVERSKOTT | -95 | -636 | -134 | -852 | -212 | 150 | -41 | -95 | 102 | -166 | 156 | -54 | 173 |

| ÅLVS- BORGS LÅN | SKARA- BORGS LÅN | VÅRM- LANDS LÅN | ØRE- BRO LÅN | VÅST- MAN- LANDS LÅN | KOP- PAR- BERGS LÅN | GÅVLE- BORGS LÅN | VÅSTER- NORR- LANDS LÅN | JÅMT- LANDS LÅN | VÅSTER- BOT- TENS LÅN | NORR- BOT- TENS LÅN | UT- LAN- DET | DÅRAV DAN- MARK | FIN- LAND | NORGE | SAMT- LIGA |
|-----------------------|------------------------|-----------------------|--------------------|-------------------------------|------------------------------|------------------------|----------------------------------|-----------------------|--------------------------------|------------------------------|--------------------|-----------------------|--------------|-------|---------------|
| 54 | 29 | 40 | 40 | 53 | 56 | 56 | 64 | 26 | 52 | 47 | 700 | 34 | 171 | 34 | 2193 |
| 38 | 38 | 31 | 46 | 61 | 51 | 54 | 55 | 29 | 41 | 42 | 706 | 59 | 180 | 14 | 2095 |
| 92 | 93 | 120 | 132 | 169 | 192 | 209 | 215 | 103 | 173 | 146 | 1260 | 85 | 585 | 40 | 4764 |
| 99 | 53 | 76 | 90 | 134 | 138 | 151 | 125 | 77 | 123 | 105 | 1058 | 68 | 302 | 36 | 4020 |
| 51 | 36 | 46 | 65 | 91 | 64 | 70 | 57 | 36 | 55 | 44 | 654 | 48 | 156 | 31 | 2426 |
| 38 | 22 | 33 | 47 | 53 | 37 | 49 | 55 | 35 | 24 | 35 | 649 | 58 | 168 | 23 | 1965 |
| 12 | 11 | 14 | 18 | 36 | 36 | 38 | 30 | 10 | 14 | 21 | 250 | 23 | 65 | 8 | 963 |
| 11 | 2 | 9 | 15 | 24 | 13 | 12 | 18 | 6 | 8 | 10 | 91 | 6 | 30 | 2 | 447 |
| 9 | 6 | 10 | 17 | 20 | 17 | 23 | 19 | 6 | 8 | 22 | 87 | | 16 | 3 | 451 |
| 394 | 290 | 379 | 470 | 641 | 604 | 662 | 638 | 328 | 498 | 472 | 5455 | 381 | 1673 | 191 | 19324 |
| 46 | 41 | 27 | 40 | 72 | 39 | 77 | 58 | 19 | 38 | 38 | 773 | 46 | 193 | 17 | 2210 |
| 37 | 27 | 36 | 57 | 74 | 54 | 62 | 63 | 37 | 48 | 59 | 747 | 53 | 235 | 16 | 2238 |
| 110 | 123 | 165 | 150 | 263 | 340 | 377 | 352 | 166 | 299 | 363 | 1367 | 91 | 770 | 63 | 6564 |
| 80 | 42 | 54 | 107 | 110 | 95 | 125 | 104 | 51 | 98 | 82 | 870 | 43 | 321 | 49 | 3387 |
| 30 | 29 | 35 | 44 | 66 | 39 | 47 | 49 | 27 | 38 | 39 | 535 | 36 | 118 | 17 | 1859 |
| 23 | 25 | 17 | 32 | 40 | 30 | 34 | 36 | 23 | 29 | 34 | 480 | 38 | 104 | 11 | 1478 |
| 14 | 7 | 16 | 20 | 39 | 30 | 31 | 35 | 7 | 11 | 25 | 257 | 12 | 85 | 13 | 860 |
| 12 | 4 | 9 | 19 | 19 | 8 | 21 | 14 | 14 | 10 | 16 | 128 | 4 | 40 | 4 | 555 |
| 6 | 9 | 11 | 21 | 31 | 18 | 37 | 37 | 13 | 7 | 15 | 116 | 4 | 39 | 4 | 595 |
| 358 | 307 | 370 | 490 | 714 | 653 | 811 | 748 | 357 | 578 | 671 | 5273 | 327 | 1905 | 194 | 19746 |
| 752 | 597 | 749 | 960 | 1355 | 1257 | 1473 | 1386 | 685 | 1076 | 1143 | 10728 | 708 | 3578 | 385 | 39070 |
| 55 | 48 | 73 | 76 | 72 | 170 | 217 | 154 | 50 | 100 | 136 | 439 | 18 | 146 | 18 | 2932 |
| 43 | 25 | 62 | 66 | 62 | 147 | 160 | 127 | 54 | 64 | 89 | 374 | 13 | 118 | 19 | 2463 |
| 43 | 31 | 57 | 66 | 103 | 117 | 126 | 102 | 60 | 101 | 83 | 391 | 41 | 170 | 19 | 2620 |
| 61 | 44 | 79 | 99 | 128 | 197 | 229 | 141 | 69 | 123 | 153 | 589 | 35 | 226 | 31 | 3594 |
| 47 | 38 | 75 | 71 | 70 | 140 | 203 | 135 | 60 | 76 | 122 | 469 | 21 | 119 | 25 | 2789 |
| 45 | 33 | 68 | 38 | 60 | 126 | 132 | 101 | 61 | 68 | 80 | 495 | 28 | 103 | 19 | 2383 |
| 26 | 5 | 33 | 23 | 27 | 63 | 88 | 38 | 22 | 12 | 23 | 214 | 13 | 48 | 18 | 1180 |
| 14 | 15 | 18 | 21 | 17 | 54 | 82 | 25 | 21 | 7 | 11 | 87 | 2 | 18 | 6 | 847 |
| 15 | 18 | 19 | 10 | 25 | 64 | 25 | 18 | 16 | 6 | 9 | 73 | 1 | 14 | 3 | 672 |
| 349 | 257 | 484 | 470 | 564 | 1078 | 1262 | 841 | 413 | 557 | 706 | 3131 | 172 | 962 | 158 | 19480 |
| 54 | 39 | 80 | 77 | 78 | 151 | 184 | 111 | 74 | 75 | 125 | 427 | 16 | 141 | 18 | 2789 |
| 46 | 27 | 52 | 57 | 53 | 131 | 133 | 96 | 53 | 69 | 92 | 313 | 18 | 98 | 19 | 2282 |
| 51 | 44 | 101 | 98 | 144 | 211 | 214 | 181 | 92 | 155 | 181 | 507 | 47 | 237 | 38 | 3712 |
| 62 | 45 | 92 | 95 | 108 | 173 | 225 | 154 | 79 | 126 | 155 | 554 | 21 | 191 | 29 | 3509 |
| 43 | 22 | 55 | 55 | 62 | 119 | 156 | 104 | 58 | 68 | 92 | 402 | 21 | 74 | 16 | 2302 |
| 34 | 24 | 36 | 39 | 37 | 85 | 117 | 71 | 43 | 36 | 63 | 313 | 12 | 64 | 18 | 1762 |
| 16 | 9 | 37 | 20 | 28 | 65 | 88 | 30 | 16 | 14 | 13 | 140 | 6 | 34 | 11 | 1032 |
| 14 | 18 | 20 | 17 | 19 | 55 | 68 | 30 | 17 | 6 | 13 | 100 | 3 | 20 | 10 | 904 |
| 17 | 21 | 26 | 17 | 32 | 58 | 31 | 24 | 15 | 10 | 9 | 91 | 4 | 27 | 4 | 735 |
| 337 | 249 | 499 | 475 | 561 | 1048 | 1216 | 801 | 447 | 559 | 743 | 2847 | 148 | 886 | 163 | 19027 |
| 686 | 506 | 983 | 945 | 1125 | 2126 | 2478 | 1642 | 860 | 1116 | 1449 | 5978 | 320 | 1848 | 321 | 38507 |
| 66 | 91 | -234 | 15 | 230 | -869 | -1005 | -256 | -175 | -40 | -306 | 4750 | 388 | 1730 | 64 | 563 |

Tabell 3 (forts) Flyttningar till och från storstadsområdena fördelade på län, utlandet, kön och ålder 1975

| STORSTADS- OMRÅDEN KÖN ÅLDER | STOCK- HOLMS LÄN | UPP- SALA LÄN | SÖDER- MAN- LANDS LÄN | ÖSTER- GÖT- LANDS LÄN | JÖN- KÖ- PINGS LÄN | KRONO- BERGS LÄN | KAL- MAR LÄN | GOT- LANDS LÄN | BLE- KINGE LÄN | KRI- STIAN- STADS LÄN | MALMÖ- HUS LÄN | HAL- LANDS LÄN | GÖTE- BORGS- BOHUS- LÄN |
|---------------------------------------|------------------------|---------------------|--------------------------------|--------------------------------|-----------------------------|------------------------|--------------------|----------------------|----------------------|--------------------------------|----------------------|----------------------|----------------------------------|
| STOR-GÖTEBORG | | | | | | | | | | | | | |
| INFLYTTADE | | | | | | | | | | | | | |
| MÄN | | | | | | | | | | | | | |
| -6 | 120 | 16 | 25 | 26 | 41 | 19 | 29 | 4 | 10 | 14 | 71 | 36 | 48 |
| 7-17 | 101 | 17 | 26 | 20 | 39 | 19 | 11 | 4 | 16 | 12 | 68 | 40 | 77 |
| 18-24 | 157 | 27 | 41 | 68 | 124 | 42 | 60 | 3 | 42 | 20 | 101 | 80 | 149 |
| 25-29 | 184 | 46 | 42 | 73 | 102 | 42 | 43 | 1 | 20 | 30 | 151 | 97 | 111 |
| 30-34 | 135 | 24 | 23 | 31 | 43 | 15 | 17 | 4 | 12 | 22 | 95 | 49 | 69 |
| 35-44 | 106 | 15 | 21 | 22 | 28 | 17 | 15 | 1 | 11 | 11 | 87 | 32 | 45 |
| 45-54 | 51 | 5 | 7 | 9 | 17 | 10 | 6 | 3 | 5 | 4 | 30 | 13 | 27 |
| 55-64 | 25 | 5 | 6 | 6 | 10 | 2 | 3 | | 1 | 3 | 10 | 13 | 22 |
| 65- | 16 | 4 | 6 | 1 | 6 | 1 | 2 | | 1 | 5 | 13 | 14 | 17 |
| SUMMA | 895 | 159 | 197 | 256 | 410 | 167 | 186 | 20 | 118 | 121 | 626 | 374 | 565 |
| KVINNOR | | | | | | | | | | | | | |
| -6 | 108 | 19 | 17 | 24 | 34 | 14 | 18 | | 21 | 18 | 82 | 42 | 62 |
| 7-17 | 93 | 11 | 30 | 18 | 36 | 14 | 16 | 2 | 15 | 20 | 85 | 34 | 64 |
| 18-24 | 179 | 47 | 54 | 88 | 192 | 74 | 104 | 8 | 35 | 59 | 165 | 144 | 260 |
| 25-29 | 199 | 51 | 21 | 51 | 76 | 21 | 38 | 3 | 20 | 18 | 149 | 75 | 81 |
| 30-34 | 100 | 21 | 20 | 20 | 24 | 20 | 11 | 3 | 14 | 19 | 58 | 28 | 45 |
| 35-44 | 84 | 8 | 22 | 18 | 26 | 10 | 9 | 2 | 10 | 6 | 54 | 16 | 42 |
| 45-54 | 34 | 4 | 10 | 11 | 12 | 7 | 5 | | 2 | 5 | 21 | 9 | 29 |
| 55-64 | 25 | 2 | 2 | 6 | 6 | 2 | 2 | | 5 | 2 | 14 | 11 | 21 |
| 65- | 21 | 2 | 5 | 3 | 9 | 3 | 3 | | 1 | 5 | 20 | 12 | 18 |
| SUMMA | 843 | 165 | 181 | 239 | 415 | 165 | 206 | 18 | 123 | 152 | 648 | 371 | 622 |
| SAMTLIGA | 1738 | 324 | 378 | 495 | 825 | 332 | 392 | 38 | 241 | 273 | 1274 | 745 | 1187 |
| UTFLYTTADE | | | | | | | | | | | | | |
| MÄN | | | | | | | | | | | | | |
| -6 | 130 | 31 | 29 | 37 | 52 | 20 | 22 | 8 | 10 | 32 | 90 | 51 | 134 |
| 7-17 | 111 | 16 | 27 | 16 | 33 | 15 | 16 | 1 | 13 | 20 | 62 | 65 | 128 |
| 18-24 | 150 | 17 | 18 | 39 | 37 | 23 | 22 | 5 | 16 | 13 | 87 | 65 | 109 |
| 25-29 | 239 | 32 | 28 | 49 | 83 | 27 | 29 | 5 | 14 | 19 | 108 | 75 | 129 |
| 30-34 | 165 | 23 | 29 | 33 | 51 | 17 | 20 | 3 | 7 | 19 | 91 | 64 | 103 |
| 35-44 | 109 | 13 | 22 | 15 | 25 | 15 | 18 | 2 | 8 | 18 | 70 | 57 | 90 |
| 45-54 | 56 | 5 | 5 | 8 | 10 | 4 | 3 | 1 | 3 | 7 | 35 | 25 | 72 |
| 55-64 | 22 | 3 | | 7 | 5 | 4 | 7 | | 3 | 5 | 16 | 18 | 45 |
| 65- | 20 | 6 | 2 | 5 | 7 | 3 | 2 | 1 | 2 | 15 | 25 | 28 | 25 |
| SUMMA | 1002 | 146 | 160 | 209 | 303 | 128 | 139 | 26 | 76 | 148 | 584 | 448 | 835 |
| KVINNOR | | | | | | | | | | | | | |
| -6 | 119 | 19 | 28 | 30 | 54 | 16 | 18 | 3 | 9 | 19 | 80 | 77 | 130 |
| 7-17 | 100 | 17 | 20 | 18 | 20 | 18 | 14 | 3 | 9 | 14 | 63 | 64 | 131 |
| 18-24 | 205 | 22 | 34 | 49 | 62 | 23 | 30 | 7 | 14 | 24 | 117 | 85 | 146 |
| 25-29 | 210 | 43 | 30 | 50 | 73 | 24 | 35 | 5 | 13 | 29 | 123 | 83 | 130 |
| 30-34 | 133 | 18 | 21 | 20 | 35 | 10 | 20 | 2 | 9 | 18 | 73 | 54 | 100 |
| 35-44 | 80 | 13 | 13 | 20 | 17 | 16 | 10 | 4 | 3 | 14 | 45 | 42 | 64 |
| 45-54 | 53 | 2 | 2 | 7 | 9 | 5 | 3 | 1 | 2 | 6 | 25 | 35 | 53 |
| 55-64 | 28 | 6 | 1 | 4 | 6 | 7 | 3 | | 3 | 16 | 13 | 25 | 38 |
| 65- | 37 | 7 | 5 | 4 | 5 | 2 | 4 | 1 | 3 | 10 | 21 | 25 | 16 |
| SUMMA | 965 | 147 | 154 | 202 | 281 | 121 | 137 | 26 | 65 | 150 | 560 | 490 | 808 |
| SAMTLIGA | 1967 | 293 | 314 | 411 | 584 | 249 | 276 | 52 | 141 | 298 | 1144 | 938 | 1643 |
| FLYTTNINGS- ÖVERSKOTT | -229 | 31 | 64 | 84 | 241 | 83 | 116 | -14 | 100 | -25 | 130 | -193 | -456 |

| XLVS- BORGS LXN | SKARA- BORGS LXN | VXRM- LANDS LXN | ØRE- BRO LXN | VXST- MAN- LANDS LXN | KOP- PAR- BERGS LXN | GØVLE- BORGS LXN | VXSTER- NORR- LANDS LXN | JXMT- LANDS LXN | VXSTER- BOT- TENS LXN | NORR- BOT- TENS LXN | UT- LAN- DET | DØRAV DAN- MARK | FIN- LAND | NORGE | SAMT- LIGA |
|-----------------------|------------------------|-----------------------|--------------------|-------------------------------|------------------------------|------------------------|----------------------------------|-----------------------|--------------------------------|------------------------------|--------------------|-----------------------|--------------|-------|---------------|
| 144 | 43 | 27 | 30 | 26 | 14 | 1 | 13 | 6 | 11 | 11 | 397 | 103 | 75 | 53 | 1182 |
| 127 | 45 | 28 | 28 | 19 | 7 | 15 | 14 | 5 | 11 | 7 | 298 | 85 | 68 | 26 | 1054 |
| 370 | 162 | 120 | 66 | 29 | 34 | 24 | 47 | 28 | 23 | 44 | 882 | 355 | 300 | 78 | 2743 |
| 291 | 117 | 93 | 66 | 38 | 26 | 24 | 29 | 12 | 15 | 21 | 627 | 193 | 180 | 60 | 2301 |
| 133 | 40 | 38 | 23 | 24 | 14 | 15 | 11 | 6 | 12 | 17 | 405 | 111 | 96 | 57 | 1277 |
| 122 | 33 | 27 | 22 | 19 | 10 | 17 | 11 | 4 | 7 | 8 | 359 | 107 | 74 | 47 | 1050 |
| 64 | 21 | 10 | 10 | 9 | 1 | 4 | 4 | 1 | 1 | 4 | 143 | 45 | 25 | 19 | 459 |
| 30 | 14 | 7 | 1 | 6 | | 5 | 2 | | 3 | 4 | 46 | 8 | 10 | 4 | 224 |
| 35 | 7 | 2 | 6 | 5 | 1 | 1 | 2 | 1 | 1 | 3 | 29 | 1 | 3 | 3 | 179 |
| 1316 | 482 | 352 | 252 | 175 | 107 | 106 | 133 | 63 | 84 | 119 | 3186 | 1008 | 831 | 347 | 10469 |
| 156 | 46 | 37 | 31 | 25 | 14 | 15 | 13 | 2 | 15 | 12 | 411 | 93 | 54 | 51 | 1236 |
| 129 | 44 | 31 | 18 | 21 | 14 | 12 | 14 | 7 | 16 | 12 | 352 | 90 | 69 | 30 | 1108 |
| 474 | 205 | 203 | 116 | 63 | 60 | 30 | 75 | 38 | 35 | 60 | 608 | 154 | 195 | 91 | 3376 |
| 215 | 70 | 60 | 55 | 43 | 28 | 11 | 16 | 14 | 22 | 18 | 382 | 89 | 91 | 63 | 1737 |
| 95 | 31 | 28 | 23 | 14 | 6 | 12 | 11 | 4 | 7 | 6 | 249 | 63 | 25 | 26 | 869 |
| 88 | 20 | 25 | 16 | 16 | 10 | 12 | 8 | 3 | 9 | 6 | 162 | 39 | 22 | 12 | 682 |
| 48 | 21 | 14 | 8 | 12 | 8 | 3 | 4 | 2 | 2 | 3 | 92 | 21 | 19 | 10 | 366 |
| 38 | 20 | 7 | 6 | 6 | 5 | 4 | 4 | 1 | 4 | 3 | 48 | 5 | 9 | 5 | 244 |
| 41 | 16 | 6 | 5 | 3 | 3 | 1 | 4 | 3 | 2 | | 44 | 1 | 9 | 8 | 230 |
| 1284 | 473 | 411 | 278 | 203 | 148 | 100 | 149 | 74 | 112 | 120 | 2348 | 555 | 493 | 296 | 9848 |
| 2600 | 955 | 763 | 530 | 378 | 255 | 206 | 282 | 137 | 196 | 239 | 5534 | 1563 | 1324 | 643 | 20317 |
| 316 | 92 | 78 | 44 | 20 | 23 | 21 | 32 | 9 | 20 | 39 | 271 | 33 | 76 | 49 | 1611 |
| 253 | 74 | 34 | 27 | 12 | 20 | 13 | 21 | 10 | 16 | 15 | 221 | 21 | 58 | 32 | 1239 |
| 235 | 65 | 61 | 32 | 32 | 23 | 16 | 25 | 20 | 23 | 32 | 374 | 180 | 111 | 44 | 1539 |
| 343 | 98 | 104 | 48 | 33 | 32 | 23 | 25 | 25 | 30 | 49 | 420 | 81 | 143 | 56 | 2067 |
| 253 | 70 | 64 | 30 | 18 | 21 | 14 | 23 | 9 | 23 | 33 | 325 | 41 | 90 | 55 | 1508 |
| 191 | 54 | 30 | 24 | 18 | 22 | 20 | 12 | 8 | 18 | 20 | 296 | 45 | 62 | 36 | 1175 |
| 108 | 30 | 17 | 6 | 4 | 6 | 5 | 9 | 4 | 3 | 4 | 100 | 19 | 19 | 10 | 530 |
| 57 | 11 | 11 | 6 | 5 | 4 | 3 | 5 | 2 | 1 | 3 | 35 | 1 | 7 | 3 | 278 |
| 54 | 21 | 4 | 4 | 2 | 3 | 2 | 2 | | 4 | 1 | 20 | 2 | 4 | | 258 |
| 1810 | 515 | 403 | 221 | 144 | 154 | 117 | 154 | 87 | 138 | 196 | 2062 | 423 | 570 | 285 | 10205 |
| 285 | 76 | 52 | 33 | 16 | 27 | 17 | 25 | 9 | 35 | 23 | 282 | 25 | 75 | 59 | 1482 |
| 245 | 70 | 31 | 22 | 11 | 20 | 21 | 25 | 8 | 17 | 20 | 240 | 26 | 51 | 33 | 1221 |
| 303 | 115 | 104 | 47 | 29 | 34 | 25 | 20 | 22 | 24 | 40 | 276 | 55 | 88 | 48 | 1857 |
| 299 | 80 | 87 | 52 | 37 | 41 | 26 | 33 | 23 | 30 | 33 | 320 | 26 | 95 | 58 | 1909 |
| 190 | 48 | 36 | 23 | 11 | 20 | 17 | 15 | 11 | 17 | 23 | 187 | 15 | 25 | 25 | 1111 |
| 148 | 51 | 20 | 14 | 13 | 10 | 15 | 14 | 6 | 6 | 5 | 150 | 10 | 23 | 23 | 793 |
| 87 | 28 | 11 | 8 | 4 | 8 | 1 | 2 | 5 | 3 | 7 | 68 | 5 | 16 | 6 | 435 |
| 74 | 14 | 9 | 9 | 3 | 7 | 5 | 5 | 2 | 2 | 1 | 31 | 3 | 5 | 4 | 312 |
| 49 | 19 | 8 | 9 | 4 | 3 | 3 | 4 | 1 | 3 | | 24 | 1 | 10 | 2 | 267 |
| 1680 | 501 | 358 | 217 | 128 | 170 | 130 | 143 | 87 | 137 | 152 | 1578 | 166 | 388 | 258 | 9387 |
| 3490 | 1016 | 761 | 438 | 272 | 324 | 247 | 297 | 174 | 275 | 348 | 3640 | 589 | 958 | 543 | 19592 |
| -890 | -61 | 2 | 92 | 106 | -69 | -41 | -15 | -37 | -79 | -109 | 1894 | 974 | 366 | 100 | 725 |

Tabell 3 (forts) Flyttningar till och från storstadsområdena fördelade på län, utlandet, kön och ålder 1975

| STORSTADS- OMRÅDEN KÖN ÅLDER | STOCK- HOLMS- LÄN | UPP- SALA LÄN | SÖDER- MAN- LANDS LÄN | ÖSTER- GÖT- LANDS LÄN | JÖN- KÖ- PINGS LÄN | KRONO- BERGS- LÄN | KAL- MAR LÄN | GOT- LANDS LÄN | BLE- KINGE LÄN | KRI- STIAN- STADS LÄN | MALMÖ- HUS LÄN | HAL- LANDS LÄN | GÖTE- BORGS- BOHUS- LÄN |
|---------------------------------------|-------------------------|---------------------|--------------------------------|--------------------------------|-----------------------------|-------------------------|--------------------|----------------------|----------------------|--------------------------------|----------------------|----------------------|----------------------------------|
| STOR-MALMÖ | | | | | | | | | | | | | |
| INFLYTTADE | | | | | | | | | | | | | |
| MÄN | | | | | | | | | | | | | |
| -6 | 90 | 15 | 13 | 14 | 30 | 41 | 17 | | 28 | 82 | 191 | 34 | 59 |
| 7-17 | 84 | 10 | 13 | 13 | 30 | 24 | 13 | 1 | 29 | 70 | 155 | 20 | 31 |
| 18-24 | 139 | 20 | 18 | 41 | 58 | 57 | 70 | 3 | 96 | 226 | 401 | 54 | 60 |
| 25-29 | 174 | 17 | 19 | 47 | 60 | 61 | 52 | 5 | 73 | 167 | 355 | 51 | 68 |
| 30-34 | 107 | 14 | 18 | 27 | 20 | 30 | 25 | 1 | 35 | 76 | 180 | 23 | 68 |
| 35-44 | 90 | 12 | 14 | 26 | 21 | 26 | 14 | | 19 | 60 | 161 | 23 | 36 |
| 45-54 | 48 | 3 | 3 | 15 | 11 | 18 | 10 | 1 | 14 | 43 | 92 | 9 | 31 |
| 55-64 | 22 | 2 | 2 | 11 | 4 | 4 | 1 | | 7 | 29 | 46 | 9 | 12 |
| 65- | 32 | 2 | 3 | 10 | 8 | 6 | 7 | | 6 | 37 | 76 | 3 | 14 |
| SUMMA | 786 | 95 | 103 | 204 | 242 | 267 | 209 | 11 | 307 | 790 | 1657 | 226 | 379 |
| KVINNOR | | | | | | | | | | | | | |
| -6 | 98 | 10 | 10 | 14 | 23 | 32 | 24 | 1 | 18 | 56 | 180 | 26 | 47 |
| 7-17 | 90 | 10 | 13 | 13 | 23 | 25 | 18 | 6 | 24 | 76 | 153 | 18 | 29 |
| 18-24 | 153 | 31 | 25 | 75 | 92 | 101 | 96 | 7 | 114 | 319 | 604 | 86 | 86 |
| 25-29 | 156 | 20 | 15 | 37 | 47 | 52 | 37 | 4 | 48 | 130 | 232 | 44 | 92 |
| 30-34 | 97 | 15 | 15 | 14 | 22 | 27 | 11 | | 22 | 62 | 140 | 21 | 48 |
| 35-44 | 79 | 9 | 6 | 13 | 17 | 9 | 14 | 1 | 15 | 49 | 107 | 12 | 25 |
| 45-54 | 48 | 3 | 2 | 7 | 12 | 20 | 4 | | 11 | 41 | 77 | 8 | 15 |
| 55-64 | 42 | 1 | 2 | 16 | 12 | 10 | 6 | 1 | 9 | 29 | 70 | 3 | 5 |
| 65- | 26 | 1 | 8 | 8 | 1 | 10 | 4 | | 12 | 42 | 70 | 8 | 13 |
| SUMMA | 789 | 100 | 96 | 197 | 249 | 286 | 214 | 20 | 273 | 804 | 1633 | 226 | 360 |
| SAMTLIGA | 1575 | 195 | 199 | 401 | 491 | 553 | 423 | 31 | 580 | 1594 | 3290 | 452 | 739 |
| UTFLYTTADE | | | | | | | | | | | | | |
| MÄN | | | | | | | | | | | | | |
| -6 | 114 | 8 | 17 | 26 | 38 | 45 | 32 | 4 | 33 | 112 | 326 | 42 | 45 |
| 7-17 | 109 | 8 | 8 | 15 | 24 | 44 | 26 | | 40 | 110 | 289 | 37 | 41 |
| 18-24 | 175 | 15 | 14 | 37 | 35 | 43 | 37 | 4 | 34 | 119 | 261 | 29 | 73 |
| 25-29 | 216 | 29 | 26 | 43 | 56 | 68 | 60 | 4 | 74 | 147 | 392 | 53 | 104 |
| 30-34 | 147 | 18 | 14 | 39 | 19 | 37 | 31 | 6 | 29 | 113 | 287 | 38 | 66 |
| 35-44 | 121 | 7 | 8 | 23 | 24 | 27 | 23 | 1 | 35 | 99 | 223 | 23 | 57 |
| 45-54 | 53 | 2 | 3 | 6 | 10 | 13 | 12 | | 5 | 56 | 144 | 9 | 18 |
| 55-64 | 24 | 3 | 2 | 2 | 10 | 6 | 4 | | 5 | 36 | 74 | 5 | 9 |
| 65- | 19 | 3 | 8 | 5 | 7 | 9 | 4 | | 8 | 47 | 65 | 5 | 6 |
| SUMMA | 978 | 93 | 100 | 196 | 223 | 292 | 229 | 19 | 263 | 839 | 2061 | 241 | 419 |
| KVINNOR | | | | | | | | | | | | | |
| -6 | 103 | 14 | 20 | 24 | 29 | 41 | 32 | 7 | 32 | 120 | 279 | 35 | 46 |
| 7-17 | 90 | 14 | 9 | 26 | 33 | 28 | 23 | | 18 | 89 | 241 | 30 | 47 |
| 18-24 | 170 | 23 | 19 | 40 | 54 | 48 | 57 | 3 | 64 | 192 | 406 | 58 | 105 |
| 25-29 | 211 | 28 | 20 | 38 | 48 | 61 | 53 | 9 | 57 | 140 | 394 | 54 | 101 |
| 30-34 | 132 | 11 | 13 | 22 | 24 | 33 | 25 | 4 | 32 | 91 | 190 | 20 | 43 |
| 35-44 | 82 | 11 | 4 | 16 | 23 | 23 | 18 | 1 | 19 | 75 | 173 | 24 | 29 |
| 45-54 | 55 | 4 | 5 | 8 | 10 | 12 | 10 | | 8 | 40 | 88 | 9 | 13 |
| 55-64 | 26 | 2 | 4 | 3 | 5 | 9 | 4 | 1 | 2 | 42 | 78 | 14 | 9 |
| 65- | 21 | 4 | 7 | 4 | 8 | 8 | 3 | | 9 | 29 | 76 | 9 | 13 |
| SUMMA | 890 | 111 | 101 | 181 | 234 | 263 | 225 | 25 | 241 | 818 | 1925 | 253 | 406 |
| SAMTLIGA | 1868 | 204 | 201 | 377 | 457 | 555 | 454 | 44 | 504 | 1657 | 3986 | 494 | 825 |
| FLYTTNINGS- ÖVERSKOTT | -293 | -9 | -2 | 24 | 34 | -2 | -31 | -13 | 76 | -63 | -696 | -42 | -86 |

| ÅLVS- BORGS LÅN | SKARA- BORGS LÅN | VÄRM- LANDS LÅN | ØRE- BRO LÅN | VÅST- MAN- LANDS LÅN | KOP- PAR- BERGS LÅN | GÅVLE- BORGS LÅN | VÅSTER- NORR- LANDS LÅN | JÅMT- LANDS LÅN | VÅSTER- BOT- TENS LÅN | NORR- BOT- TENS LÅN | UT- LAN- DET | DÅRAV DAN- MARK | FIN- LAND | NORGE | SAMT- LIGA |
|-----------------------|------------------------|-----------------------|--------------------|-------------------------------|------------------------------|------------------------|----------------------------------|-----------------------|--------------------------------|------------------------------|--------------------|-----------------------|--------------|-------|---------------|
| 23 | 10 | 12 | 9 | 10 | 5 | 5 | 5 | 1 | 8 | 2 | 188 | 77 | 4 | 7 | 892 |
| 26 | 12 | 8 | 7 | 6 | 4 | 5 | 3 | | 9 | 8 | 189 | 88 | 6 | 8 | 770 |
| 39 | 19 | 16 | 21 | 12 | 13 | 6 | 10 | 5 | 16 | 13 | 362 | 138 | 36 | 30 | 1775 |
| 40 | 22 | 19 | 24 | 28 | 7 | 11 | 13 | 1 | 8 | 8 | 331 | 134 | 23 | 18 | 1661 |
| 14 | 10 | 10 | 10 | 6 | 5 | 7 | 4 | 2 | 3 | 4 | 216 | 101 | 18 | 13 | 915 |
| 14 | 16 | 7 | 6 | 9 | 5 | 5 | 2 | 1 | 8 | 5 | 217 | 93 | 12 | 11 | 797 |
| 11 | 2 | 2 | 5 | 3 | 3 | 6 | 4 | | 4 | 3 | 102 | 52 | 3 | 3 | 443 |
| 3 | 4 | 1 | 3 | 2 | 1 | 4 | 2 | | | 1 | 41 | 24 | 1 | 1 | 211 |
| 7 | 2 | 4 | 5 | 3 | 1 | 3 | 3 | | 3 | 1 | 34 | 12 | | 2 | 270 |
| 177 | 97 | 79 | 90 | 79 | 44 | 52 | 46 | 10 | 59 | 45 | 1680 | 719 | 103 | 93 | 7734 |
| 16 | 14 | 6 | 11 | 7 | 6 | 9 | 4 | 1 | 8 | 8 | 220 | 91 | 12 | 8 | 849 |
| 31 | 17 | 6 | 16 | 13 | 6 | 5 | 5 | | 4 | 9 | 226 | 92 | 12 | 7 | 836 |
| 49 | 32 | 30 | 31 | 28 | 15 | 4 | 14 | 4 | 17 | 22 | 369 | 138 | 25 | 34 | 2404 |
| 27 | 8 | 14 | 11 | 18 | 10 | 9 | 3 | 2 | 8 | 11 | 216 | 83 | 15 | 9 | 1251 |
| 13 | 8 | 10 | 10 | 5 | 4 | 7 | 3 | 3 | 7 | 6 | 159 | 62 | 9 | 5 | 729 |
| 20 | 10 | 4 | 10 | 9 | 6 | 5 | 3 | | 4 | 9 | 109 | 50 | 7 | 2 | 545 |
| 7 | 3 | 3 | 1 | 4 | 2 | 2 | 1 | | 2 | 2 | 85 | 35 | 5 | 4 | 360 |
| 2 | 1 | 1 | 8 | 2 | 2 | 3 | 2 | | 2 | 2 | 45 | 18 | 1 | 1 | 276 |
| 9 | 1 | 3 | 4 | 5 | | | 1 | 2 | 2 | 1 | 27 | 11 | | 1 | 258 |
| 174 | 94 | 77 | 102 | 91 | 51 | 44 | 36 | 12 | 54 | 70 | 1456 | 580 | 86 | 71 | 7508 |
| 351 | 191 | 156 | 192 | 170 | 95 | 96 | 82 | 22 | 113 | 115 | 3136 | 1299 | 189 | 164 | 15242 |
| 35 | 12 | 17 | 25 | 18 | 15 | 15 | 8 | 6 | 7 | 14 | 138 | 34 | 14 | 8 | 1152 |
| 15 | 16 | 18 | 6 | 9 | 8 | 12 | 8 | 8 | 6 | 10 | 133 | 34 | 20 | 10 | 1000 |
| 16 | 13 | 12 | 16 | 9 | 11 | 7 | 9 | 5 | 14 | 14 | 187 | 93 | 22 | 11 | 1189 |
| 40 | 24 | 24 | 35 | 39 | 17 | 17 | 22 | 8 | 13 | 16 | 306 | 88 | 38 | 24 | 1833 |
| 31 | 9 | 12 | 18 | 15 | 12 | 9 | 5 | 7 | 11 | 15 | 257 | 57 | 30 | 12 | 1245 |
| 18 | 12 | 9 | 11 | 11 | 8 | 11 | 7 | 2 | 6 | 2 | 252 | 49 | 19 | 12 | 1020 |
| 5 | 1 | 3 | 4 | 6 | 1 | 4 | 1 | 3 | 6 | 3 | 80 | 25 | 7 | 1 | 448 |
| 7 | | 3 | 1 | 1 | 2 | | 3 | 1 | 1 | 1 | 40 | 9 | 4 | 2 | 240 |
| 2 | 3 | 2 | 2 | 2 | 2 | | | | | 1 | 21 | 4 | | | 221 |
| 169 | 90 | 100 | 118 | 110 | 76 | 75 | 63 | 40 | 64 | 76 | 1414 | 393 | 154 | 80 | 8348 |
| 26 | 12 | 14 | 18 | 11 | 12 | 13 | 10 | 6 | 4 | 14 | 143 | 46 | 20 | 10 | 1065 |
| 25 | 12 | 7 | 14 | 15 | 10 | 6 | 7 | 4 | 6 | 2 | 151 | 35 | 15 | 7 | 907 |
| 28 | 21 | 19 | 25 | 17 | 10 | 4 | 14 | 10 | 19 | 18 | 227 | 71 | 18 | 21 | 1651 |
| 51 | 21 | 21 | 31 | 34 | 18 | 24 | 19 | 5 | 8 | 18 | 212 | 45 | 21 | 9 | 1676 |
| 24 | 11 | 13 | 9 | 11 | 10 | 10 | 7 | 8 | 6 | 13 | 129 | 30 | 12 | 9 | 891 |
| 16 | 18 | 5 | 7 | 7 | 5 | 4 | 4 | 2 | 5 | 2 | 119 | 24 | 10 | 3 | 692 |
| 4 | 5 | 6 | 1 | 5 | | 3 | 3 | 2 | 6 | 3 | 67 | 11 | 5 | 2 | 367 |
| 4 | 2 | 2 | 2 | | 2 | | 1 | | 1 | | 40 | 3 | 2 | | 253 |
| 2 | 2 | 1 | 2 | | 3 | 1 | | 2 | | | 46 | 9 | 1 | 2 | 250 |
| 180 | 104 | 88 | 109 | 100 | 70 | 65 | 65 | 39 | 55 | 70 | 1134 | 274 | 104 | 63 | 7752 |
| 349 | 194 | 188 | 227 | 210 | 146 | 140 | 128 | 79 | 119 | 146 | 2548 | 667 | 258 | 143 | 16100 |
| 2 | -3 | -32 | -35 | -40 | -51 | -44 | -46 | -57 | -6 | -31 | 588 | 632 | -69 | 21 | -858 |

Tabell 4 Flyttningar efter kön, ålder och medborgarskap för län 1975
Migration by sex, age and citizenship by county 1975

| ÅLDER VID ÅRETS SLUT | INFLYTTNING | | | UTFLYTTNING | | | NETTOINFLYTTNING | | | OMFLYTTNING AV UTLÄNNINGAR | | | FLYTTNINGAR INOM OMRÅDET | | |
|---------------------------------|--------------|--------------|--------------|--------------|--------------|--------------|------------------|------------|-------------|-------------------------------|-------------|-------------|-----------------------------|--------------|---------------|
| | M | KV | SUMMA | M | KV | SUMMA | M | KV | SUMMA | IN | UT | NETTO | M | KV | SUMMA |
| LÄN 01 STOCKHOLMS LÄN | | | | | | | | | | | | | | | |
| - 4 | 1794 | 1755 | 3549 | 2327 | 2266 | 4593 | -533 | -511 | -1044 | 1574 | 792 | 782 | 5290 | 4988 | 10278 |
| 5- 9 | 1385 | 1349 | 2734 | 1845 | 1703 | 3548 | -460 | -354 | -814 | 1155 | 672 | 483 | 3212 | 3104 | 6316 |
| 10-14 | 923 | 922 | 1845 | 1171 | 1068 | 2239 | -248 | -146 | -394 | 733 | 333 | 400 | 2155 | 2281 | 4436 |
| 15-19 | 1312 | 2401 | 3713 | 928 | 1252 | 2180 | 384 | 1149 | 1533 | 1286 | 382 | 904 | 2962 | 5249 | 8211 |
| 20-24 | 4271 | 5013 | 9284 | 2329 | 3119 | 5448 | 1942 | 1894 | 3836 | 2808 | 958 | 1850 | 11182 | 13590 | 24772 |
| 25-29 | 4216 | 3537 | 7753 | 3830 | 3717 | 7547 | 386 | -180 | 206 | 2629 | 1435 | 1194 | 13303 | 11030 | 24333 |
| 30-34 | 2497 | 1890 | 4387 | 3015 | 2480 | 5495 | -518 | -590 | -1108 | 1415 | 927 | 488 | 9285 | 6254 | 15539 |
| 35-39 | 1269 | 931 | 2200 | 1673 | 1208 | 2881 | -404 | -277 | -681 | 851 | 568 | 283 | 4551 | 2754 | 7305 |
| 40-44 | 783 | 579 | 1362 | 962 | 711 | 1673 | -179 | -132 | -311 | 518 | 342 | 176 | 2936 | 1915 | 4851 |
| 45-49 | 571 | 480 | 1051 | 713 | 549 | 1262 | -142 | -69 | -211 | 329 | 219 | 110 | 2530 | 1909 | 4439 |
| 50-54 | 434 | 416 | 850 | 592 | 524 | 1116 | -158 | -108 | -266 | 230 | 144 | 86 | 2337 | 2052 | 4389 |
| 55-59 | 266 | 296 | 562 | 493 | 464 | 957 | -227 | -168 | -395 | 111 | 77 | 34 | 1847 | 1696 | 3543 |
| 60-64 | 191 | 278 | 469 | 399 | 442 | 841 | -208 | -164 | -372 | 84 | 54 | 30 | 1394 | 1526 | 2920 |
| 65-69 | 228 | 267 | 495 | 451 | 360 | 811 | -223 | -93 | -316 | 75 | 49 | 26 | 1119 | 1340 | 2459 |
| 70-74 | 135 | 184 | 319 | 133 | 200 | 333 | 2 | -16 | -14 | 44 | 35 | 9 | 652 | 997 | 1649 |
| 75-79 | 65 | 103 | 168 | 52 | 111 | 163 | 13 | -8 | 5 | 23 | 17 | 6 | 391 | 675 | 1066 |
| 80-84 | 37 | 51 | 88 | 26 | 58 | 84 | 11 | -7 | 4 | 14 | 3 | 11 | 212 | 508 | 720 |
| 85- | 15 | 31 | 46 | 20 | 20 | 40 | -5 | 11 | 6 | 6 | 5 | 1 | 138 | 388 | 526 |
| SUMMA | 20392 | 20483 | 40875 | 20959 | 20252 | 41211 | -567 | 231 | -336 | 13885 | 7012 | 6873 | 65496 | 62256 | 127752 |
| LÄN 03 UPPSALA LÄN | | | | | | | | | | | | | | | |
| - 4 | 500 | 491 | 991 | 567 | 577 | 1144 | -67 | -86 | -153 | 192 | 161 | 31 | 791 | 751 | 1542 |
| 5- 9 | 383 | 338 | 721 | 377 | 361 | 738 | 6 | -23 | -17 | 130 | 110 | 20 | 505 | 496 | 1001 |
| 10-14 | 221 | 232 | 453 | 230 | 236 | 466 | -9 | -4 | -13 | 80 | 96 | -16 | 289 | 313 | 602 |
| 15-19 | 238 | 379 | 617 | 203 | 332 | 535 | 35 | 47 | 82 | 118 | 96 | 22 | 348 | 753 | 1101 |
| 20-24 | 914 | 1196 | 2110 | 598 | 964 | 1562 | 316 | 232 | 548 | 352 | 248 | 104 | 1287 | 1573 | 2860 |
| 25-29 | 1181 | 968 | 2149 | 1200 | 1129 | 2329 | -19 | -161 | -180 | 339 | 388 | -49 | 1489 | 1261 | 2750 |
| 30-34 | 647 | 459 | 1106 | 743 | 552 | 1295 | -96 | -93 | -189 | 171 | 239 | -68 | 966 | 756 | 1722 |
| 35-39 | 301 | 230 | 531 | 376 | 248 | 624 | -75 | -18 | -93 | 101 | 147 | -46 | 441 | 310 | 751 |
| 40-44 | 179 | 141 | 320 | 180 | 108 | 288 | -1 | 33 | 32 | 51 | 57 | -6 | 277 | 155 | 432 |
| 45-49 | 126 | 105 | 231 | 124 | 90 | 214 | 2 | 15 | 17 | 33 | 37 | -4 | 165 | 167 | 332 |
| 50-54 | 93 | 91 | 184 | 95 | 67 | 162 | -2 | 24 | 22 | 18 | 23 | -5 | 172 | 179 | 351 |
| 55-59 | 81 | 100 | 181 | 70 | 72 | 142 | 11 | 28 | 39 | 13 | 12 | 1 | 155 | 150 | 305 |
| 60-64 | 66 | 92 | 158 | 46 | 69 | 115 | 20 | 23 | 43 | 7 | 11 | -4 | 122 | 131 | 253 |
| 65-69 | 85 | 59 | 144 | 57 | 54 | 111 | 28 | 5 | 33 | 14 | 13 | 1 | 110 | 104 | 214 |
| 70-74 | 38 | 43 | 81 | 29 | 37 | 66 | 9 | 6 | 15 | 8 | 5 | 3 | 88 | 94 | 182 |
| 75-79 | 10 | 21 | 31 | 6 | 16 | 22 | 4 | 5 | 9 | 5 | 2 | -2 | 43 | 69 | 112 |
| 80-84 | 9 | 11 | 20 | 9 | 7 | 16 | 4 | 4 | 4 | 1 | 2 | 1 | 40 | 54 | 94 |
| 85- | 5 | 4 | 9 | 3 | 7 | 10 | 2 | -3 | -1 | 1 | 1 | 1 | 24 | 41 | 65 |
| SUMMA | 5077 | 4960 | 10037 | 4913 | 4926 | 9839 | 164 | 34 | 198 | 1628 | 1645 | -17 | 7312 | 7357 | 14669 |
| LÄN 04 SÖDERMANLANDS LÄN | | | | | | | | | | | | | | | |
| - 4 | 572 | 585 | 1157 | 434 | 428 | 862 | 138 | 157 | 295 | 337 | 217 | 120 | 667 | 612 | 1279 |
| 5- 9 | 434 | 444 | 878 | 388 | 358 | 746 | 46 | 86 | 132 | 268 | 220 | 48 | 432 | 426 | 858 |
| 10-14 | 283 | 276 | 559 | 245 | 228 | 473 | 38 | 48 | 86 | 162 | 114 | 48 | 283 | 308 | 591 |
| 15-19 | 333 | 373 | 706 | 284 | 427 | 711 | 49 | -54 | -5 | 279 | 181 | 98 | 423 | 802 | 1225 |
| 20-24 | 759 | 791 | 1550 | 782 | 902 | 1684 | -23 | -111 | -134 | 547 | 336 | 211 | 1123 | 1154 | 2277 |
| 25-29 | 978 | 783 | 1761 | 829 | 685 | 1514 | 149 | 98 | 247 | 530 | 376 | 154 | 1114 | 811 | 1925 |
| 30-34 | 635 | 480 | 1115 | 591 | 399 | 990 | 44 | 81 | 125 | 258 | 238 | 20 | 679 | 447 | 1126 |
| 35-39 | 346 | 227 | 573 | 300 | 213 | 513 | 46 | 14 | 60 | 147 | 118 | 29 | 411 | 259 | 670 |
| 40-44 | 226 | 156 | 382 | 187 | 115 | 302 | 39 | 41 | 80 | 111 | 69 | 42 | 244 | 196 | 440 |
| 45-49 | 150 | 117 | 267 | 131 | 112 | 243 | 19 | 5 | 24 | 68 | 52 | 16 | 218 | 172 | 390 |
| 50-54 | 95 | 90 | 185 | 117 | 116 | 233 | -22 | -26 | -48 | 46 | 40 | 6 | 205 | 173 | 378 |
| 55-59 | 68 | 96 | 154 | 79 | 87 | 166 | -11 | -1 | -12 | 21 | 21 | 1 | 190 | 162 | 352 |
| 60-64 | 72 | 84 | 156 | 92 | 69 | 161 | -20 | 15 | -5 | 15 | 13 | 2 | 146 | 177 | 323 |
| 65-69 | 85 | 81 | 166 | 83 | 83 | 166 | 2 | -2 | 8 | 5 | 3 | 3 | 155 | 136 | 291 |
| 70-74 | 39 | 47 | 86 | 41 | 49 | 90 | -2 | -2 | -4 | 7 | 4 | 3 | 88 | 93 | 181 |
| 75-79 | 16 | 19 | 35 | 16 | 28 | 44 | 4 | -9 | -9 | 2 | 5 | -3 | 59 | 83 | 142 |
| 80-84 | 5 | 7 | 12 | 7 | 11 | 18 | -2 | -4 | -6 | 1 | 3 | -2 | 33 | 58 | 91 |
| 85- | 3 | 8 | 11 | 1 | 7 | 8 | 2 | 1 | 3 | 3 | 3 | 1 | 30 | 36 | 66 |
| SUMMA | 5099 | 4654 | 9753 | 4607 | 4317 | 8924 | 492 | 337 | 829 | 2807 | 2012 | 795 | 6500 | 6105 | 12605 |

| ALDER VID ÅRETS SLUT | INFLYTTNING | | | UTFLYTTNING | | | NETTOINFLYTTNING | | | OMFLYTTNING AV UTLÄNNINGAR | | | FLYTTNINGAR INOM OMRÅDET | | |
|--------------------------|-------------|------|-------|-------------|------|-------|------------------|------|-------|-------------------------------|------|-------|-----------------------------|-------|-------|
| | M | KV | SUMMA | M | KV | SUMMA | M | KV | SUMMA | IN | UT | NETTO | M | KV | SUMMA |
| LÄN 05 ÖSTERGÖTLANDS LÄN | | | | | | | | | | | | | | | |
| - 4 | 559 | 588 | 1147 | 504 | 455 | 959 | 55 | 133 | 188 | 214 | 216 | -2 | 1286 | 1232 | 2518 |
| 5- 9 | 391 | 380 | 771 | 379 | 371 | 750 | 12 | 9 | 21 | 135 | 209 | -74 | 893 | 824 | 1717 |
| 10-14 | 248 | 238 | 486 | 252 | 233 | 485 | -4 | 5 | 1 | 86 | 108 | -22 | 534 | 589 | 1123 |
| 15-19 | 273 | 358 | 631 | 241 | 348 | 589 | 32 | 10 | 42 | 127 | 112 | 15 | 795 | 1393 | 2188 |
| 20-24 | 852 | 997 | 1849 | 816 | 1097 | 1913 | 36 | -100 | -64 | 315 | 267 | 48 | 2381 | 2705 | 5086 |
| 25-29 | 1043 | 884 | 1927 | 1097 | 890 | 1987 | -54 | -6 | -60 | 341 | 360 | -19 | 2564 | 1792 | 4356 |
| 30-34 | 656 | 487 | 1143 | 587 | 462 | 1049 | 69 | 25 | 94 | 150 | 203 | -53 | 1552 | 981 | 2533 |
| 35-39 | 288 | 238 | 526 | 350 | 237 | 587 | -62 | 1 | -61 | 82 | 146 | -64 | 801 | 552 | 1353 |
| 40-44 | 216 | 167 | 383 | 167 | 132 | 299 | 49 | 35 | 84 | 66 | 71 | -5 | 536 | 435 | 971 |
| 45-49 | 169 | 134 | 303 | 152 | 123 | 275 | 17 | 11 | 28 | 44 | 66 | -22 | 515 | 392 | 907 |
| 50-54 | 133 | 122 | 255 | 99 | 85 | 184 | 34 | 37 | 71 | 25 | 33 | -8 | 428 | 353 | 781 |
| 55-59 | 95 | 93 | 188 | 74 | 97 | 171 | 21 | -4 | 17 | 14 | 21 | -7 | 337 | 341 | 678 |
| 60-64 | 69 | 90 | 159 | 70 | 83 | 153 | -1 | 7 | 6 | 10 | 10 | | 296 | 306 | 602 |
| 65-69 | 92 | 71 | 163 | 64 | 60 | 124 | 28 | 11 | 39 | 11 | 8 | 3 | 301 | 302 | 603 |
| 70-74 | 36 | 51 | 87 | 21 | 36 | 57 | 15 | 15 | 30 | 7 | 2 | 5 | 181 | 255 | 436 |
| 75-79 | 21 | 22 | 43 | 10 | 25 | 35 | 11 | -3 | 8 | 5 | 6 | -1 | 113 | 156 | 269 |
| 80-84 | 9 | 14 | 23 | 8 | 6 | 14 | 1 | 8 | 9 | 3 | 2 | 1 | 73 | 88 | 161 |
| 85- | 3 | 6 | 9 | 3 | 4 | 7 | | 2 | 2 | 1 | 2 | -1 | 49 | 62 | 111 |
| SUMMA | 5153 | 4940 | 10093 | 4894 | 4744 | 9638 | 259 | 196 | 455 | 1636 | 1842 | -206 | 13635 | 12758 | 26393 |
| LÄN 06 JÖNKÖPINGS LÄN | | | | | | | | | | | | | | | |
| - 4 | 491 | 459 | 950 | 446 | 474 | 920 | 45 | -15 | 30 | 260 | 174 | 86 | 763 | 704 | 1467 |
| 5- 9 | 340 | 344 | 684 | 338 | 311 | 649 | 2 | 33 | 35 | 164 | 135 | 29 | 472 | 434 | 906 |
| 10-14 | 220 | 220 | 440 | 239 | 226 | 465 | -19 | -6 | -25 | 99 | 111 | -12 | 264 | 264 | 528 |
| 15-19 | 252 | 347 | 599 | 271 | 399 | 670 | -19 | -52 | -71 | 146 | 112 | 34 | 345 | 703 | 1048 |
| 20-24 | 614 | 820 | 1434 | 797 | 1030 | 1827 | -183 | -210 | -393 | 355 | 261 | 94 | 1161 | 1482 | 2643 |
| 25-29 | 774 | 666 | 1440 | 876 | 725 | 1601 | -102 | -59 | -161 | 299 | 293 | 6 | 1194 | 956 | 2150 |
| 30-34 | 505 | 397 | 902 | 532 | 395 | 927 | -27 | 2 | -25 | 174 | 170 | 4 | 750 | 535 | 1285 |
| 35-39 | 239 | 206 | 445 | 252 | 209 | 461 | -13 | -3 | -16 | 98 | 115 | -17 | 375 | 263 | 638 |
| 40-44 | 164 | 133 | 297 | 180 | 130 | 310 | -16 | 3 | -13 | 56 | 75 | -19 | 236 | 199 | 435 |
| 45-49 | 143 | 118 | 261 | 119 | 87 | 206 | 24 | 31 | 55 | 47 | 48 | -1 | 237 | 177 | 414 |
| 50-54 | 84 | 89 | 173 | 92 | 86 | 178 | -8 | 3 | -5 | 20 | 20 | | 171 | 151 | 322 |
| 55-59 | 75 | 77 | 152 | 71 | 84 | 155 | 4 | -7 | -3 | 13 | 12 | 1 | 124 | 133 | 257 |
| 60-64 | 52 | 81 | 133 | 60 | 71 | 131 | -8 | 10 | 2 | 6 | 18 | -12 | 122 | 150 | 272 |
| 65-69 | 82 | 70 | 152 | 69 | 55 | 124 | 13 | 15 | 28 | 14 | 12 | 2 | 111 | 117 | 228 |
| 70-74 | 21 | 33 | 54 | 29 | 32 | 61 | -8 | 1 | -7 | 3 | 6 | -3 | 75 | 75 | 150 |
| 75-79 | 20 | 22 | 42 | 11 | 17 | 28 | 9 | 5 | 14 | 4 | 4 | | 49 | 62 | 111 |
| 80-84 | 8 | 9 | 17 | 3 | 10 | 13 | 5 | -1 | 4 | 3 | 1 | 2 | 42 | 54 | 96 |
| 85- | 6 | 7 | 13 | 5 | 2 | 7 | 1 | 5 | 6 | 4 | 1 | 3 | 20 | 42 | 62 |
| SUMMA | 4090 | 4098 | 8188 | 4390 | 4343 | 8733 | -300 | -245 | -545 | 1765 | 1568 | 197 | 6511 | 6501 | 13012 |
| LÄN 07 KRONBERGS LÄN | | | | | | | | | | | | | | | |
| - 4 | 342 | 352 | 694 | 298 | 272 | 570 | 44 | 80 | 124 | 260 | 164 | 96 | 352 | 343 | 695 |
| 5- 9 | 235 | 261 | 496 | 223 | 218 | 441 | 12 | 43 | 55 | 163 | 153 | 10 | 205 | 223 | 428 |
| 10-14 | 171 | 169 | 340 | 163 | 170 | 333 | 8 | -1 | 7 | 121 | 103 | 18 | 110 | 118 | 228 |
| 15-19 | 172 | 220 | 392 | 170 | 228 | 398 | 2 | -8 | -6 | 108 | 69 | 39 | 165 | 383 | 548 |
| 20-24 | 499 | 602 | 1101 | 510 | 648 | 1158 | -11 | -46 | -57 | 337 | 224 | 113 | 556 | 690 | 1246 |
| 25-29 | 587 | 466 | 1053 | 571 | 443 | 1014 | 16 | 23 | 39 | 279 | 229 | 50 | 605 | 444 | 1049 |
| 30-34 | 359 | 257 | 616 | 339 | 258 | 597 | 20 | -1 | 19 | 190 | 174 | 16 | 323 | 202 | 525 |
| 35-39 | 202 | 165 | 367 | 192 | 142 | 334 | 10 | 23 | 33 | 118 | 105 | 13 | 138 | 111 | 249 |
| 40-44 | 121 | 102 | 223 | 106 | 80 | 186 | 15 | 22 | 37 | 68 | 65 | 3 | 89 | 72 | 161 |
| 45-49 | 78 | 50 | 128 | 93 | 66 | 159 | -15 | -16 | -31 | 28 | 50 | -22 | 71 | 76 | 147 |
| 50-54 | 85 | 66 | 151 | 75 | 60 | 135 | 10 | 6 | 16 | 42 | 30 | 12 | 68 | 65 | 133 |
| 55-59 | 49 | 59 | 108 | 36 | 38 | 74 | 13 | 21 | 34 | 15 | 15 | | 53 | 52 | 105 |
| 60-64 | 29 | 40 | 69 | 32 | 38 | 70 | -3 | 2 | -1 | 6 | 7 | -1 | 57 | 37 | 94 |
| 65-69 | 37 | 33 | 70 | 34 | 29 | 63 | 3 | 4 | 7 | 3 | 5 | -2 | 52 | 45 | 97 |
| 70-74 | 17 | 32 | 49 | 16 | 18 | 34 | 1 | 14 | 15 | 8 | 10 | -2 | 25 | 37 | 62 |
| 75-79 | 10 | 14 | 24 | 10 | 14 | 24 | | | | 4 | 2 | 2 | 25 | 26 | 51 |
| 80-84 | 4 | 10 | 14 | 5 | 5 | 10 | -1 | 5 | 4 | 2 | 1 | 1 | 11 | 23 | 34 |
| 85- | 2 | 5 | 7 | 3 | 3 | 6 | 2 | 2 | 4 | 2 | 1 | 1 | 3 | 14 | 17 |
| SUMMA | 2999 | 2903 | 5902 | 2873 | 2730 | 5603 | 126 | 173 | 299 | 1754 | 1407 | 347 | 2908 | 2961 | 5869 |

Tabell 4 (forts) Flyttningar efter kön, ålder och medborgarskap för län 1975

| ÅLDER VID ÅRETS SLUT | INFLYTTNING | | | UTFLYTTNING | | | NETTOINFLYTTNING | | | OMFLYTTNING AV UTLÄNNINGAR | | | FLYTTNINGAR INOM OMRÅDET | | |
|-------------------------|--------------|------|-------|-------------|------|-------|------------------|------|-------|-------------------------------|------|-------|-----------------------------|------|-------|
| | M | KV | SUMMA | M | KV | SUMMA | M | KV | SUMMA | IN | UT | NETTO | M | KV | SUMMA |
| LÄN 08 | KALMAR LÄN | | | | | | | | | | | | | | |
| - 4 | 356 | 375 | 731 | 294 | 256 | 550 | 62 | 119 | 181 | 166 | 128 | 38 | 506 | 506 | 1012 |
| 5- 9 | 278 | 236 | 514 | 205 | 218 | 423 | 73 | 18 | 91 | 114 | 114 | | 345 | 321 | 666 |
| 10-14 | 195 | 199 | 394 | 153 | 140 | 293 | 42 | 59 | 101 | 82 | 59 | 23 | 214 | 239 | 453 |
| 15-19 | 187 | 251 | 438 | 169 | 286 | 455 | 18 | -35 | -17 | 99 | 60 | 39 | 226 | 552 | 778 |
| 20-24 | 481 | 592 | 1073 | 594 | 768 | 1362 | -113 | -176 | -289 | 198 | 130 | 58 | 794 | 1010 | 1804 |
| 25-29 | 598 | 501 | 1099 | 539 | 437 | 976 | 59 | 64 | 123 | 170 | 155 | 15 | 918 | 682 | 1600 |
| 30-34 | 354 | 300 | 654 | 340 | 241 | 581 | 14 | 59 | 73 | 101 | 112 | -11 | 502 | 367 | 869 |
| 35-39 | 222 | 164 | 386 | 189 | 129 | 318 | 33 | 35 | 68 | 68 | 79 | -11 | 271 | 227 | 498 |
| 40-44 | 140 | 95 | 235 | 128 | 85 | 213 | 12 | 10 | 22 | 52 | 52 | | 172 | 139 | 311 |
| 45-49 | 94 | 79 | 173 | 87 | 54 | 141 | 7 | 25 | 32 | 38 | 34 | 4 | 137 | 108 | 245 |
| 50-54 | 72 | 64 | 136 | 52 | 57 | 109 | 20 | 7 | 27 | 16 | 12 | 4 | 128 | 109 | 237 |
| 55-59 | 57 | 63 | 120 | 40 | 43 | 83 | 17 | 20 | 37 | 10 | 14 | -4 | 102 | 113 | 215 |
| 60-64 | 66 | 67 | 133 | 37 | 50 | 87 | 29 | 17 | 46 | 9 | 11 | -2 | 92 | 111 | 203 |
| 65-69 | 67 | 43 | 110 | 53 | 39 | 92 | 14 | 4 | 18 | 4 | 4 | | 98 | 88 | 186 |
| 70-74 | 22 | 26 | 48 | 26 | 33 | 59 | -4 | -7 | -11 | 4 | 5 | -1 | 66 | 67 | 133 |
| 75-79 | 9 | 14 | 23 | 11 | 19 | 30 | -2 | -5 | -7 | 5 | 4 | 1 | 35 | 40 | 75 |
| 80-84 | 4 | 8 | 12 | 2 | 6 | 8 | 2 | 2 | 4 | 2 | 1 | 1 | 22 | 28 | 50 |
| 85- | 3 | 2 | 5 | 4 | 2 | 6 | -1 | | -1 | 2 | 1 | 1 | 15 | 18 | 33 |
| SUMMA | 3205 | 3079 | 6284 | 2923 | 2863 | 5786 | 282 | 216 | 498 | 1130 | 975 | 155 | 4643 | 4725 | 9368 |
| LÄN 09 | GOTLANDS LÄN | | | | | | | | | | | | | | |
| - 4 | 71 | 76 | 147 | 41 | 41 | 82 | 30 | 35 | 65 | 18 | 7 | 11 | 135 | 109 | 244 |
| 5- 9 | 55 | 46 | 101 | 37 | 30 | 67 | 18 | 16 | 34 | 8 | 2 | 6 | 86 | 89 | 175 |
| 10-14 | 38 | 39 | 77 | 27 | 33 | 60 | 11 | 6 | -17 | 1 | 7 | -6 | 64 | 46 | 110 |
| 15-19 | 45 | 46 | 91 | 49 | 76 | 125 | -4 | -30 | -34 | 6 | 3 | 3 | 67 | 110 | 177 |
| 20-24 | 95 | 144 | 239 | 118 | 150 | 268 | -23 | -6 | -29 | 11 | 8 | 3 | 188 | 246 | 434 |
| 25-29 | 130 | 108 | 238 | 102 | 94 | 196 | 28 | 14 | 42 | 8 | 5 | 3 | 214 | 178 | 392 |
| 30-34 | 72 | 68 | 140 | 57 | 53 | 110 | 15 | 15 | 30 | 8 | 4 | 4 | 117 | 68 | 185 |
| 35-39 | 38 | 31 | 69 | 26 | 22 | 48 | 12 | 9 | 21 | 2 | 3 | -1 | 49 | 42 | 91 |
| 40-44 | 20 | 15 | 35 | 21 | 16 | 37 | -1 | -1 | -2 | 2 | 1 | 1 | 36 | 18 | 54 |
| 45-49 | 19 | 16 | 35 | 13 | 12 | 25 | 6 | 4 | 10 | 2 | 2 | | 31 | 27 | 58 |
| 50-54 | 12 | 13 | 25 | 16 | 14 | 30 | -4 | -1 | -5 | | 1 | -1 | 20 | 22 | 42 |
| 55-59 | 15 | 13 | 28 | 7 | 9 | 16 | 8 | 4 | 12 | 2 | | 2 | 24 | 20 | 44 |
| 60-64 | 11 | 10 | 21 | 4 | 11 | 15 | 7 | -1 | 6 | | | | 20 | 21 | 41 |
| 65-69 | 7 | 9 | 16 | 9 | 7 | 16 | -2 | 2 | | | | | 16 | 14 | 30 |
| 70-74 | 3 | 7 | 10 | 4 | 7 | 11 | -1 | | -1 | 2 | | 2 | 15 | 18 | 33 |
| 75-79 | 2 | 3 | 5 | 3 | 4 | 7 | -1 | -1 | -2 | | | | 11 | 7 | 18 |
| 80-84 | 1 | | 1 | | | | 1 | | 1 | | | | 6 | 8 | 14 |
| 85- | | 1 | 1 | | 2 | 2 | | -1 | -1 | | | | 2 | 2 | 4 |
| SUMMA | 634 | 645 | 1279 | 534 | 581 | 1115 | 100 | 64 | 164 | 70 | 43 | 27 | 1101 | 1045 | 2146 |
| LÄN 10 | BLEKINGE LÄN | | | | | | | | | | | | | | |
| - 4 | 204 | 245 | 449 | 194 | 229 | 423 | 10 | 16 | 26 | 121 | 129 | -8 | 390 | 381 | 771 |
| 5- 9 | 164 | 151 | 315 | 170 | 161 | 331 | -6 | -10 | -16 | 83 | 111 | -28 | 251 | 219 | 470 |
| 10-14 | 98 | 125 | 223 | 100 | 93 | 193 | -2 | 32 | 30 | 66 | 49 | 17 | 145 | 162 | 307 |
| 15-19 | 342 | 183 | 525 | 248 | 221 | 469 | 94 | -38 | 56 | 109 | 85 | 24 | 224 | 408 | 632 |
| 20-24 | 364 | 423 | 787 | 519 | 530 | 1049 | -155 | -107 | -262 | 168 | 193 | -25 | 611 | 702 | 1313 |
| 25-29 | 408 | 313 | 721 | 453 | 303 | 756 | -45 | 10 | -35 | 171 | 177 | -6 | 647 | 446 | 1093 |
| 30-34 | 247 | 215 | 462 | 260 | 178 | 438 | -13 | 37 | 24 | 103 | 109 | -6 | 362 | 255 | 617 |
| 35-39 | 146 | 97 | 243 | 141 | 87 | 228 | 5 | 10 | 15 | 65 | 76 | -11 | 181 | 161 | 342 |
| 40-44 | 106 | 58 | 164 | 95 | 54 | 149 | 11 | 4 | 15 | 44 | 53 | -9 | 134 | 110 | 244 |
| 45-49 | 71 | 53 | 124 | 68 | 42 | 110 | 3 | 11 | 14 | 38 | 38 | | 123 | 85 | 208 |
| 50-54 | 48 | 35 | 83 | 40 | 32 | 72 | 8 | 3 | 11 | 19 | 17 | 2 | 99 | 81 | 180 |
| 55-59 | 34 | 35 | 69 | 24 | 35 | 59 | 10 | | 10 | 6 | 5 | 1 | 77 | 70 | 147 |
| 60-64 | 25 | 30 | 55 | 27 | 43 | 70 | -2 | -13 | -15 | 4 | 6 | -2 | 52 | 61 | 113 |
| 65-69 | 32 | 37 | 69 | 32 | 42 | 74 | | -5 | -5 | 3 | 8 | -5 | 59 | 43 | 102 |
| 70-74 | 20 | 15 | 35 | 16 | 27 | 43 | 4 | -12 | -8 | 3 | 4 | -1 | 33 | 43 | 76 |
| 75-79 | 8 | 11 | 19 | 4 | 5 | 9 | 4 | 6 | 10 | 3 | | 3 | 17 | 23 | 40 |
| 80-84 | 3 | 6 | 9 | 2 | 12 | 14 | 1 | -6 | -5 | 2 | 3 | -1 | 7 | 9 | 16 |
| 85- | | 5 | 5 | 2 | 5 | 7 | -2 | | -2 | 1 | 1 | | 7 | 12 | 19 |
| SUMMA | 2320 | 2037 | 4357 | 2395 | 2099 | 4494 | -75 | -62 | -137 | 1009 | 1064 | -55 | 3419 | 3271 | 6690 |

| ÅLDER VID ÅRETS SLUT | INFLYTTNING | | | UTFLYTTNING | | | NETTOINFLYTTNING | | | OMFLYTTNING AV UTLÄNNINGAR | | | FLYTTNINGAR INOM OMRADET | | |
|-------------------------|-------------------|------|-------|-------------|------|-------|------------------|------|-------|-------------------------------|------|-------|-----------------------------|-------|-------|
| | M | KV | SUMMA | M | KV | SUMMA | M | KV | SUMMA | IN | UT | NETTO | M | KV | SUMMA |
| LÄN 11 | KRISTIANSTADS LÄN | | | | | | | | | | | | | | |
| - 4 | 523 | 498 | 1021 | 334 | 298 | 632 | 189 | 200 | 389 | 213 | 114 | 99 | 665 | 609 | 1274 |
| 5- 9 | 361 | 378 | 739 | 263 | 241 | 504 | 98 | 137 | 235 | 168 | 113 | 55 | 459 | 415 | 874 |
| 10-14 | 244 | 244 | 488 | 179 | 182 | 361 | 65 | 62 | 127 | 95 | 55 | 40 | 270 | 305 | 575 |
| 15-19 | 244 | 320 | 564 | 237 | 389 | 619 | 14 | -69 | -55 | 82 | 88 | -6 | 346 | 635 | 1031 |
| 20-24 | 618 | 844 | 1462 | 715 | 931 | 1646 | -97 | -87 | -184 | 214 | 156 | 58 | 1077 | 1212 | 2289 |
| 25-29 | 817 | 683 | 1500 | 736 | 540 | 1276 | 81 | 143 | 224 | 221 | 148 | 73 | 1156 | 876 | 2032 |
| 30-34 | 539 | 426 | 965 | 373 | 319 | 692 | 166 | 107 | 273 | 158 | 102 | 56 | 656 | 491 | 1147 |
| 35-39 | 312 | 222 | 534 | 225 | 152 | 377 | 87 | 70 | 157 | 99 | 83 | 16 | 330 | 233 | 563 |
| 40-44 | 195 | 140 | 335 | 167 | 141 | 308 | 28 | -1 | 27 | 64 | 56 | 8 | 202 | 153 | 355 |
| 45-49 | 135 | 118 | 253 | 123 | 99 | 222 | 12 | 19 | 31 | 42 | 34 | 8 | 178 | 168 | 346 |
| 50-54 | 126 | 106 | 232 | 94 | 77 | 171 | 32 | 29 | 61 | 22 | 21 | 1 | 185 | 162 | 347 |
| 55-59 | 109 | 111 | 220 | 76 | 73 | 149 | 33 | 38 | 71 | 16 | 14 | 2 | 150 | 149 | 299 |
| 60-64 | 112 | 119 | 231 | 62 | 68 | 130 | 50 | 51 | 101 | 11 | 11 | | 130 | 141 | 271 |
| 65-69 | 120 | 100 | 220 | 67 | 78 | 145 | 53 | 22 | 75 | 16 | 9 | 7 | 143 | 125 | 268 |
| 70-74 | 47 | 42 | 89 | 36 | 54 | 90 | 11 | -12 | -1 | 7 | 4 | 3 | 81 | 96 | 177 |
| 75-79 | 27 | 28 | 55 | 21 | 19 | 40 | 6 | 9 | 15 | 6 | 2 | 4 | 46 | 44 | 90 |
| 80-84 | 11 | 14 | 25 | 11 | 14 | 25 | | | | 2 | 2 | | 22 | 46 | 68 |
| 85- | 4 | 6 | 10 | 4 | 6 | 10 | | | | 1 | | 1 | 10 | 33 | 43 |
| SUMMA | 4544 | 4399 | 8943 | 3716 | 3681 | 7397 | 828 | 718 | 1546 | 1437 | 1012 | 425 | 6106 | 5943 | 12049 |
| LÄN 12 | MALMÖHUS LÄN | | | | | | | | | | | | | | |
| - 4 | 881 | 835 | 1716 | 941 | 876 | 1817 | -60 | -41 | -101 | 648 | 367 | 281 | 2879 | 2682 | 5561 |
| 5- 9 | 662 | 626 | 1288 | 734 | 716 | 1450 | -72 | -90 | -162 | 474 | 351 | 123 | 2043 | 1978 | 4021 |
| 10-14 | 473 | 490 | 963 | 477 | 444 | 921 | -4 | 46 | 42 | 330 | 201 | 129 | 1431 | 1466 | 2897 |
| 15-19 | 491 | 821 | 1312 | 427 | 592 | 1019 | 64 | 229 | 293 | 388 | 246 | 142 | 1822 | 2946 | 4768 |
| 20-24 | 1801 | 2155 | 3956 | 1321 | 1667 | 2988 | 480 | 488 | 968 | 1036 | 565 | 471 | 5478 | 6384 | 11862 |
| 25-29 | 1949 | 1515 | 3464 | 2063 | 1789 | 3852 | -114 | -274 | -388 | 965 | 830 | 135 | 6132 | 4911 | 11043 |
| 30-34 | 1165 | 906 | 2071 | 1387 | 999 | 2386 | -222 | -93 | -315 | 662 | 601 | 61 | 4004 | 2821 | 6825 |
| 35-39 | 663 | 455 | 1118 | 724 | 478 | 1202 | -61 | -23 | -84 | 363 | 363 | | 2244 | 1451 | 3695 |
| 40-44 | 396 | 282 | 678 | 451 | 296 | 747 | -55 | -14 | -69 | 228 | 209 | 19 | 1537 | 1065 | 2602 |
| 45-49 | 345 | 256 | 601 | 290 | 233 | 523 | 55 | 23 | 78 | 191 | 139 | 52 | 1283 | 996 | 2279 |
| 50-54 | 244 | 210 | 454 | 225 | 207 | 432 | 19 | 3 | 22 | 125 | 100 | 25 | 1124 | 964 | 2088 |
| 55-59 | 172 | 170 | 342 | 146 | 134 | 280 | 26 | 36 | 62 | 63 | 45 | 18 | 883 | 824 | 1707 |
| 60-64 | 155 | 208 | 363 | 122 | 155 | 277 | 33 | 53 | 86 | 57 | 43 | 14 | 720 | 789 | 1509 |
| 65-69 | 192 | 163 | 355 | 136 | 130 | 266 | 56 | 33 | 89 | 38 | 29 | 9 | 687 | 648 | 1335 |
| 70-74 | 86 | 108 | 194 | 71 | 87 | 158 | 15 | 21 | 36 | 34 | 27 | 7 | 380 | 506 | 886 |
| 75-79 | 31 | 43 | 74 | 37 | 48 | 85 | -6 | -5 | -11 | 11 | 11 | | 230 | 345 | 575 |
| 80-84 | 21 | 20 | 41 | 16 | 22 | 38 | 5 | -2 | 3 | 4 | 3 | 1 | 134 | 265 | 399 |
| 85- | 12 | 9 | 21 | 4 | 12 | 16 | 8 | -3 | 5 | 3 | 4 | -1 | 101 | 199 | 300 |
| SUMMA | 9739 | 9272 | 19011 | 9572 | 8885 | 18457 | 167 | 387 | 554 | 5620 | 4134 | 1486 | 33112 | 31240 | 64352 |
| LÄN 13 | HALLANDS LÄN | | | | | | | | | | | | | | |
| - 4 | 528 | 489 | 1017 | 320 | 302 | 622 | 208 | 187 | 395 | 209 | 93 | 116 | 549 | 542 | 1091 |
| 5- 9 | 392 | 373 | 765 | 260 | 225 | 485 | 132 | 148 | 280 | 166 | 89 | 77 | 373 | 343 | 716 |
| 10-14 | 293 | 225 | 518 | 157 | 159 | 316 | 136 | 66 | 202 | 113 | 61 | 52 | 232 | 232 | 464 |
| 15-19 | 209 | 295 | 504 | 171 | 261 | 432 | 38 | 34 | 72 | 102 | 52 | 50 | 227 | 555 | 782 |
| 20-24 | 501 | 687 | 1188 | 501 | 647 | 1148 | | 40 | 40 | 193 | 123 | 70 | 837 | 1026 | 1863 |
| 25-29 | 751 | 734 | 1485 | 596 | 502 | 1098 | 155 | 232 | 387 | 227 | 158 | 69 | 949 | 724 | 1673 |
| 30-34 | 596 | 479 | 1075 | 361 | 299 | 660 | 235 | 180 | 415 | 173 | 98 | 75 | 562 | 405 | 967 |
| 35-39 | 324 | 257 | 581 | 207 | 162 | 369 | 117 | 95 | 212 | 131 | 87 | 44 | 287 | 207 | 494 |
| 40-44 | 199 | 150 | 349 | 151 | 95 | 246 | 48 | 55 | 103 | 66 | 55 | 11 | 198 | 164 | 362 |
| 45-49 | 148 | 103 | 251 | 105 | 61 | 166 | 43 | 42 | 85 | 44 | 29 | 15 | 178 | 118 | 296 |
| 50-54 | 114 | 131 | 245 | 58 | 60 | 118 | 56 | 71 | 127 | 22 | 18 | 4 | 122 | 128 | 250 |
| 55-59 | 92 | 85 | 177 | 57 | 45 | 102 | 35 | 40 | 75 | 9 | 7 | 2 | 110 | 113 | 223 |
| 60-64 | 80 | 120 | 200 | 37 | 47 | 84 | 43 | 73 | 116 | 16 | 8 | 8 | 84 | 102 | 186 |
| 65-69 | 90 | 79 | 169 | 48 | 36 | 84 | 42 | 43 | 85 | 7 | 9 | -2 | 102 | 81 | 183 |
| 70-74 | 33 | 41 | 74 | 16 | 22 | 38 | 17 | 19 | 36 | 7 | 6 | 1 | 56 | 69 | 125 |
| 75-79 | 20 | 23 | 43 | 7 | 21 | 28 | 13 | 2 | 15 | 4 | 4 | | 39 | 55 | 94 |
| 80-84 | 3 | 12 | 15 | 8 | 9 | 17 | -5 | 3 | -2 | 1 | | 1 | 22 | 40 | 62 |
| 85- | 1 | 4 | 5 | 1 | 4 | 5 | | | | | 1 | -1 | 21 | 21 | 42 |
| SUMMA | 4374 | 4287 | 8661 | 3061 | 2957 | 6018 | 1313 | 1330 | 2643 | 1490 | 898 | 592 | 4948 | 4925 | 9873 |

Tabell 4 (forts) Flyttningar efter kön, ålder och medborgarskap för län 1975

| ÅLDER VID ÅRETS SLUT | INFLYTTNING | | | UTFLYTTNING | | | NETTOINFLYTTNING | | | OMFLYTTNING AV UTLÄNNINGAR | | | FLYTTNINGAR INOM OMRÅDET | | |
|-------------------------|----------------------|-------|-------|-------------|-------|-------|------------------|------|-------|-------------------------------|------|-------|-----------------------------|-------|-------|
| | M | KV | SUMMA | M | KV | SUMMA | M | KV | SUMMA | IN | UT | NETTO | M | KV | SUMMA |
| LÄN 14 | GÖTTER. O. BOHUS LÄN | | | | | | | | | | | | | | |
| - 4 | 967 | 1014 | 1981 | 1438 | 1345 | 2783 | -471 | -331 | -802 | 723 | 528 | 195 | 2618 | 2509 | 5127 |
| 5- 9 | 760 | 771 | 1531 | 1043 | 924 | 1967 | -283 | -153 | -436 | 529 | 500 | 29 | 1681 | 1585 | 3266 |
| 10-14 | 481 | 493 | 974 | 558 | 532 | 1090 | -77 | -39 | -116 | 266 | 217 | 49 | 1091 | 1130 | 2221 |
| 15-19 | 658 | 1074 | 1732 | 474 | 592 | 1066 | 184 | 482 | 666 | 524 | 226 | 298 | 1579 | 2688 | 4267 |
| 20-24 | 2519 | 2812 | 5331 | 1457 | 1820 | 3277 | 1062 | 992 | 2054 | 1364 | 658 | 706 | 5494 | 6503 | 11997 |
| 25-29 | 2478 | 1864 | 4342 | 2474 | 2269 | 4743 | 4 | -405 | -401 | 1255 | 921 | 334 | 6355 | 4786 | 11141 |
| 30-34 | 1392 | 974 | 2366 | 1761 | 1256 | 3017 | -369 | -282 | -651 | 721 | 621 | 100 | 3887 | 2367 | 6254 |
| 35-39 | 748 | 464 | 1212 | 872 | 593 | 1465 | -124 | -129 | -253 | 403 | 377 | 26 | 2187 | 1288 | 3475 |
| 40-44 | 442 | 270 | 712 | 511 | 315 | 826 | -69 | -45 | -114 | 208 | 199 | 9 | 1434 | 956 | 2390 |
| 45-49 | 320 | 222 | 542 | 339 | 265 | 604 | -19 | -43 | -62 | 160 | 125 | 35 | 1328 | 865 | 2193 |
| 50-54 | 210 | 190 | 400 | 284 | 245 | 529 | -74 | -55 | -129 | 78 | 79 | -1 | 1111 | 990 | 2101 |
| 55-59 | 161 | 165 | 326 | 194 | 180 | 374 | -33 | -15 | -48 | 49 | 34 | 15 | 891 | 818 | 1709 |
| 60-64 | 123 | 132 | 255 | 163 | 192 | 355 | -40 | -60 | -100 | 31 | 20 | 11 | 792 | 715 | 1507 |
| 65-69 | 119 | 100 | 219 | 175 | 149 | 324 | -56 | -49 | -105 | 29 | 20 | 9 | 603 | 620 | 1223 |
| 70-74 | 50 | 61 | 111 | 60 | 75 | 135 | -10 | -14 | -24 | 11 | 9 | 2 | 340 | 510 | 850 |
| 75-79 | 25 | 45 | 70 | 27 | 55 | 82 | -2 | -10 | -12 | 14 | 5 | 9 | 231 | 375 | 606 |
| 80-84 | 8 | 27 | 35 | 18 | 26 | 44 | -10 | 1 | -9 | 3 | 3 | | 161 | 309 | 470 |
| 85- | 4 | 13 | 17 | 5 | 13 | 18 | -1 | | -1 | 3 | | 3 | 113 | 254 | 367 |
| SUMMA | 11465 | 10691 | 22156 | 11853 | 10846 | 22699 | -388 | -155 | -543 | 6371 | 4542 | 1829 | 31896 | 29268 | 61164 |
| LÄN 15 | ÄLVSBORGS LÄN | | | | | | | | | | | | | | |
| - 4 | 959 | 909 | 1868 | 673 | 624 | 1297 | 286 | 285 | 571 | 503 | 343 | 160 | 849 | 756 | 1605 |
| 5- 9 | 600 | 603 | 1203 | 552 | 523 | 1075 | 48 | 80 | 128 | 286 | 287 | -1 | 573 | 530 | 1103 |
| 10-14 | 406 | 381 | 787 | 352 | 322 | 674 | 54 | 59 | 113 | 186 | 136 | 50 | 354 | 329 | 683 |
| 15-19 | 490 | 600 | 1090 | 419 | 571 | 990 | 71 | 29 | 100 | 473 | 247 | 226 | 453 | 855 | 1308 |
| 20-24 | 1205 | 1282 | 2487 | 1288 | 1398 | 2686 | -83 | -116 | -199 | 889 | 609 | 280 | 1354 | 1605 | 2959 |
| 25-29 | 1475 | 1192 | 2667 | 1331 | 1048 | 2379 | 144 | 144 | 288 | 655 | 597 | 58 | 1487 | 1147 | 2634 |
| 30-34 | 977 | 658 | 1635 | 787 | 569 | 1356 | 190 | 89 | 279 | 353 | 309 | 44 | 852 | 627 | 1479 |
| 35-39 | 463 | 389 | 852 | 455 | 276 | 731 | 8 | 113 | 121 | 211 | 158 | 53 | 471 | 331 | 802 |
| 40-44 | 288 | 183 | 471 | 233 | 198 | 431 | 55 | -15 | 40 | 128 | 108 | 20 | 314 | 235 | 549 |
| 45-49 | 208 | 158 | 366 | 163 | 135 | 298 | 45 | 23 | 68 | 89 | 66 | 23 | 269 | 216 | 485 |
| 50-54 | 172 | 125 | 297 | 146 | 135 | 281 | 26 | -10 | 16 | 38 | 43 | -5 | 189 | 182 | 371 |
| 55-59 | 107 | 106 | 213 | 94 | 102 | 196 | 13 | 4 | 17 | 21 | 19 | 2 | 145 | 133 | 278 |
| 60-64 | 96 | 113 | 209 | 70 | 102 | 172 | 26 | 11 | 37 | 15 | 14 | 1 | 152 | 180 | 332 |
| 65-69 | 86 | 82 | 168 | 87 | 75 | 162 | -1 | 7 | 6 | 14 | 7 | 7 | 170 | 157 | 327 |
| 70-74 | 41 | 37 | 78 | 38 | 61 | 99 | 3 | -24 | -21 | 6 | 8 | -2 | 87 | 109 | 196 |
| 75-79 | 24 | 37 | 61 | 25 | 25 | 50 | -1 | 12 | 11 | 6 | 3 | 3 | 60 | 85 | 145 |
| 80-84 | 13 | 21 | 34 | 13 | 16 | 29 | | 5 | 5 | 4 | 3 | 1 | 36 | 74 | 110 |
| 85- | 4 | 12 | 16 | 5 | 9 | 14 | -1 | 3 | 2 | 1 | | 1 | 18 | 53 | 71 |
| SUMMA | 7614 | 6888 | 14502 | 6731 | 6189 | 12920 | 883 | 699 | 1582 | 3878 | 2957 | 921 | 7833 | 7604 | 15437 |
| LÄN 16 | SKARABORGS LÄN | | | | | | | | | | | | | | |
| - 4 | 436 | 407 | 843 | 268 | 311 | 579 | 168 | 96 | 264 | 203 | 134 | 69 | 786 | 716 | 1502 |
| 5- 9 | 306 | 271 | 577 | 223 | 243 | 466 | 83 | 28 | 111 | 110 | 110 | | 483 | 512 | 995 |
| 10-14 | 186 | 170 | 356 | 150 | 133 | 283 | 36 | 37 | 73 | 67 | 48 | 19 | 284 | 307 | 591 |
| 15-19 | 200 | 270 | 470 | 220 | 283 | 503 | -20 | -13 | -33 | 170 | 100 | 70 | 380 | 821 | 1201 |
| 20-24 | 525 | 644 | 1169 | 724 | 750 | 1474 | -199 | -106 | -305 | 319 | 284 | 35 | 1231 | 1377 | 2608 |
| 25-29 | 692 | 568 | 1260 | 615 | 448 | 1063 | 77 | 120 | 197 | 264 | 208 | 56 | 1249 | 941 | 2190 |
| 30-34 | 382 | 310 | 692 | 330 | 229 | 559 | 52 | 81 | 133 | 128 | 97 | 31 | 694 | 524 | 1218 |
| 35-39 | 205 | 169 | 374 | 154 | 124 | 278 | 51 | 45 | 96 | 73 | 55 | 18 | 342 | 257 | 599 |
| 40-44 | 129 | 122 | 251 | 104 | 76 | 180 | 25 | 46 | 71 | 52 | 30 | 22 | 244 | 186 | 430 |
| 45-49 | 81 | 68 | 149 | 101 | 70 | 171 | -20 | -2 | -22 | 28 | 33 | -5 | 179 | 147 | 326 |
| 50-54 | 54 | 68 | 122 | 52 | 59 | 111 | 2 | 9 | 11 | 11 | 15 | -4 | 169 | 161 | 330 |
| 55-59 | 51 | 53 | 104 | 45 | 60 | 105 | 6 | -7 | -1 | 6 | 10 | -4 | 143 | 128 | 271 |
| 60-64 | 42 | 57 | 99 | 37 | 55 | 92 | 5 | 2 | 7 | 5 | 3 | 2 | 125 | 140 | 265 |
| 65-69 | 57 | 40 | 97 | 38 | 50 | 88 | 19 | -10 | 9 | 4 | 3 | 1 | 149 | 116 | 265 |
| 70-74 | 26 | 33 | 59 | 28 | 27 | 55 | -2 | 6 | 4 | 2 | 2 | | 86 | 97 | 183 |
| 75-79 | 12 | 14 | 26 | 12 | 14 | 26 | | | | 1 | 3 | -2 | 61 | 72 | 133 |
| 80-84 | 5 | 8 | 13 | 6 | 6 | 12 | -1 | 2 | 1 | 1 | | 1 | 35 | 41 | 76 |
| 85- | 3 | 3 | 6 | 2 | 2 | 4 | 1 | 1 | 2 | 1 | | 1 | 20 | 35 | 55 |
| SUMMA | 3392 | 3275 | 6667 | 3109 | 2940 | 6049 | 283 | 335 | 618 | 1445 | 1135 | 310 | 6660 | 6578 | 13238 |

| ÅLDER VID ÅRETS SLUT | INFLYTTNING | | | UTFLYTTNING | | | NETTOINFLYTTNING | | | OMFLYTTNING AV UTLÄNNINGAR | | | FLYTTNINGAR INOM OMRÅDET | | |
|-------------------------|------------------|------|-------|-------------|------|-------|------------------|------|-------|-------------------------------|------|-------|-----------------------------|------|-------|
| | M | KV | SUMMA | M | KV | SUMMA | M | KV | SUMMA | IN | UT | NETTO | M | KV | SUMMA |
| LÄN 17 | VÄRMLANDS LÄN | | | | | | | | | | | | | | |
| - 4 | 404 | 391 | 795 | 262 | 240 | 502 | 142 | 151 | 293 | 162 | 90 | 72 | 758 | 623 | 1381 |
| 5- 9 | 307 | 311 | 618 | 187 | 188 | 375 | 120 | 123 | 243 | 112 | 62 | 50 | 438 | 474 | 912 |
| 10-14 | 195 | 172 | 367 | 126 | 145 | 271 | 69 | 27 | 96 | 63 | 32 | 31 | 293 | 303 | 596 |
| 15-19 | 180 | 242 | 422 | 158 | 303 | 461 | 22 | -61 | -39 | 95 | 65 | 30 | 353 | 669 | 1022 |
| 20-24 | 549 | 650 | 1199 | 642 | 737 | 1379 | -93 | -87 | -180 | 244 | 159 | 85 | 1114 | 1285 | 2399 |
| 25-29 | 663 | 581 | 1244 | 543 | 427 | 970 | 120 | 154 | 274 | 203 | 141 | 62 | 1195 | 923 | 2118 |
| 30-34 | 431 | 330 | 761 | 295 | 251 | 546 | 136 | 79 | 215 | 118 | 75 | 43 | 687 | 493 | 1180 |
| 35-39 | 248 | 161 | 409 | 160 | 125 | 285 | 88 | 36 | 124 | 70 | 47 | 23 | 393 | 276 | 669 |
| 40-44 | 146 | 92 | 238 | 110 | 88 | 198 | 36 | 4 | 40 | 30 | 25 | 5 | 261 | 191 | 452 |
| 45-49 | 94 | 80 | 174 | 89 | 65 | 154 | 5 | 15 | 20 | 27 | 27 | | 196 | 197 | 393 |
| 50-54 | 86 | 89 | 175 | 60 | 78 | 138 | 26 | 11 | 37 | 24 | 13 | 11 | 201 | 144 | 345 |
| 55-59 | 68 | 60 | 128 | 45 | 44 | 89 | 23 | 16 | 39 | 12 | 3 | 9 | 143 | 131 | 274 |
| 60-64 | 53 | 60 | 113 | 38 | 55 | 93 | 15 | 5 | 20 | 9 | 5 | 4 | 124 | 158 | 282 |
| 65-69 | 62 | 63 | 125 | 48 | 34 | 82 | 14 | 29 | 43 | 4 | 3 | 1 | 136 | 106 | 242 |
| 70-74 | 26 | 36 | 62 | 17 | 33 | 50 | 9 | 3 | 12 | 7 | 6 | 1 | 61 | 86 | 147 |
| 75-79 | 9 | 24 | 33 | 14 | 22 | 36 | -5 | 2 | -3 | 7 | 6 | 1 | 54 | 71 | 125 |
| 80-84 | 6 | 6 | 12 | 5 | 5 | 10 | 1 | 1 | 2 | 2 | 3 | -1 | 31 | 33 | 64 |
| 85- | 3 | 3 | 6 | 3 | 4 | 7 | -3 | -1 | -4 | | 3 | -3 | 11 | 26 | 37 |
| SUMMA | 3527 | 3351 | 6878 | 2802 | 2844 | 5646 | 725 | 507 | 1232 | 1189 | 765 | 424 | 6449 | 6189 | 12638 |
| LÄN 18 | ÖREBRO LÄN | | | | | | | | | | | | | | |
| - 4 | 430 | 469 | 899 | 399 | 366 | 765 | 31 | 103 | 134 | 228 | 130 | 98 | 660 | 622 | 1282 |
| 5- 9 | 333 | 293 | 626 | 305 | 277 | 582 | 28 | 16 | 44 | 147 | 135 | 12 | 489 | 459 | 948 |
| 10-14 | 219 | 209 | 428 | 191 | 221 | 412 | 28 | -12 | 16 | 106 | 66 | 40 | 292 | 303 | 595 |
| 15-19 | 206 | 329 | 535 | 209 | 318 | 527 | -3 | 11 | 8 | 150 | 111 | 39 | 356 | 788 | 1144 |
| 20-24 | 729 | 793 | 1522 | 750 | 810 | 1560 | -21 | -17 | -38 | 324 | 232 | 92 | 1263 | 1363 | 2626 |
| 25-29 | 819 | 675 | 1494 | 756 | 673 | 1429 | 63 | 2 | 65 | 293 | 229 | 64 | 1317 | 1040 | 2357 |
| 30-34 | 520 | 370 | 890 | 477 | 341 | 818 | 43 | 29 | 72 | 188 | 147 | 41 | 877 | 558 | 1435 |
| 35-39 | 228 | 173 | 401 | 232 | 174 | 406 | -4 | -1 | -5 | 78 | 89 | -11 | 392 | 269 | 661 |
| 40-44 | 124 | 100 | 224 | 141 | 97 | 238 | -17 | 3 | -14 | 45 | 44 | 1 | 260 | 200 | 460 |
| 45-49 | 115 | 81 | 196 | 91 | 94 | 185 | 24 | -13 | 11 | 36 | 33 | 3 | 216 | 170 | 386 |
| 50-54 | 72 | 67 | 139 | 89 | 68 | 157 | -17 | -1 | -18 | 24 | 19 | 5 | 214 | 195 | 409 |
| 55-59 | 53 | 48 | 101 | 51 | 72 | 123 | 2 | -24 | -22 | 9 | 9 | | 212 | 178 | 390 |
| 60-64 | 48 | 78 | 126 | 60 | 91 | 151 | -12 | -13 | -25 | 5 | 14 | -9 | 148 | 160 | 308 |
| 65-69 | 61 | 59 | 120 | 74 | 56 | 130 | -13 | 3 | -10 | 7 | 10 | -3 | 128 | 161 | 289 |
| 70-74 | 28 | 32 | 60 | 38 | 28 | 66 | -10 | 4 | -6 | 4 | 4 | | 86 | 126 | 212 |
| 75-79 | 8 | 15 | 23 | 13 | 16 | 29 | -5 | -1 | -6 | 1 | 1 | | 89 | 103 | 192 |
| 80-84 | 4 | 8 | 12 | 9 | 8 | 17 | -5 | | -5 | | 1 | -1 | 35 | 83 | 118 |
| 85- | 3 | 3 | 6 | 1 | 6 | 7 | 2 | -3 | -1 | | 1 | -1 | 26 | 48 | 74 |
| SUMMA | 4000 | 3802 | 7802 | 3886 | 3716 | 7602 | 114 | 86 | 200 | 1645 | 1275 | 370 | 7060 | 6826 | 13886 |
| LÄN 19 | VÄSTMANLANDS LÄN | | | | | | | | | | | | | | |
| - 4 | 466 | 462 | 928 | 451 | 454 | 905 | 15 | 8 | 23 | 289 | 193 | 96 | 654 | 659 | 1313 |
| 5- 9 | 300 | 319 | 619 | 406 | 416 | 822 | -106 | -97 | -203 | 172 | 215 | -43 | 491 | 471 | 962 |
| 10-14 | 192 | 191 | 383 | 243 | 243 | 486 | -51 | -52 | -103 | 104 | 117 | -13 | 314 | 342 | 656 |
| 15-19 | 246 | 328 | 574 | 254 | 389 | 643 | -8 | -61 | -69 | 177 | 136 | 41 | 446 | 786 | 1232 |
| 20-24 | 858 | 782 | 1640 | 776 | 929 | 1705 | 82 | -147 | -65 | 398 | 314 | 84 | 1309 | 1214 | 2523 |
| 25-29 | 925 | 712 | 1637 | 958 | 731 | 1689 | -33 | -19 | -52 | 371 | 353 | 18 | 1257 | 925 | 2182 |
| 30-34 | 476 | 328 | 804 | 607 | 446 | 1053 | -131 | -118 | -249 | 191 | 214 | -23 | 820 | 541 | 1361 |
| 35-39 | 264 | 179 | 443 | 310 | 244 | 554 | -46 | -65 | -111 | 116 | 129 | -13 | 437 | 303 | 740 |
| 40-44 | 141 | 91 | 232 | 181 | 130 | 311 | -40 | -39 | -79 | 63 | 80 | -17 | 308 | 195 | 503 |
| 45-49 | 106 | 102 | 208 | 138 | 114 | 252 | -32 | -12 | -44 | 46 | 42 | 4 | 260 | 177 | 437 |
| 50-54 | 79 | 92 | 171 | 94 | 103 | 197 | -15 | -11 | -26 | 26 | 37 | -11 | 170 | 161 | 331 |
| 55-59 | 66 | 63 | 129 | 67 | 73 | 140 | -1 | -10 | -11 | 15 | 14 | 1 | 163 | 149 | 312 |
| 60-64 | 49 | 52 | 101 | 63 | 82 | 145 | -14 | -30 | -44 | 11 | 11 | | 105 | 113 | 218 |
| 65-69 | 52 | 63 | 115 | 97 | 76 | 173 | -45 | -13 | -58 | 7 | 8 | -1 | 107 | 94 | 201 |
| 70-74 | 33 | 42 | 75 | 32 | 52 | 84 | 1 | -10 | -9 | 8 | 10 | -2 | 60 | 78 | 138 |
| 75-79 | 19 | 19 | 38 | 12 | 21 | 33 | 7 | -2 | 5 | 5 | 4 | 1 | 56 | 60 | 116 |
| 80-84 | 5 | 16 | 21 | 7 | 8 | 15 | -2 | 8 | 6 | 5 | | 5 | 32 | 53 | 85 |
| 85- | 5 | 5 | 10 | 2 | 4 | 6 | 3 | 1 | 4 | 2 | | 2 | 20 | 29 | 49 |
| SUMMA | 4282 | 3846 | 8128 | 4698 | 4515 | 9213 | -416 | -669 | -1085 | 2006 | 1877 | 129 | 7009 | 6350 | 13359 |

Tabell 4 (forts) Flyttningar efter kön, ålder och medborgarskap för län 1975

| ÅLDER VID ÅRETS SLUT | INFLYTTNING | | | UTFLYTTNING | | | NETTOINFLYTTNING | | | OMFLYTTNING AV UTLÄNNINGAR | | | FLYTTNINGAR INOM OMRÅDET | | |
|----------------------------|-------------|------|-------|-------------|------|-------|------------------|------|-------|-------------------------------|-----|-------|-----------------------------|------|-------|
| | M | KV | SUMMA | M | KV | SUMMA | M | KV | SUMMA | IN | UT | NETTO | M | KV | SUMMA |
| LÄN 20 KOPPARBERGS LÄN | | | | | | | | | | | | | | | |
| - 4 | 499 | 497 | 996 | 286 | 265 | 551 | 213 | 232 | 445 | 165 | 102 | 63 | 606 | 573 | 1179 |
| 5- 9 | 367 | 343 | 710 | 226 | 217 | 443 | 141 | 126 | 267 | 100 | 73 | 27 | 368 | 347 | 715 |
| 10-14 | 251 | 204 | 455 | 151 | 132 | 283 | 100 | 72 | 172 | 51 | 45 | 6 | 222 | 248 | 470 |
| 15-19 | 258 | 406 | 664 | 199 | 368 | 567 | 59 | 38 | 97 | 132 | 74 | 58 | 274 | 553 | 827 |
| 20-24 | 652 | 787 | 1439 | 641 | 842 | 1483 | 11 | -55 | -44 | 238 | 154 | 84 | 886 | 1115 | 2001 |
| 25-29 | 814 | 690 | 1504 | 642 | 507 | 1149 | 172 | 183 | 355 | 222 | 148 | 74 | 1044 | 788 | 1832 |
| 30-34 | 557 | 412 | 969 | 341 | 261 | 602 | 216 | 151 | 367 | 121 | 97 | 24 | 593 | 411 | 1004 |
| 35-39 | 305 | 202 | 507 | 189 | 123 | 312 | 116 | 79 | 195 | 85 | 54 | 31 | 279 | 225 | 504 |
| 40-44 | 175 | 135 | 310 | 98 | 89 | 187 | 77 | 46 | 123 | 51 | 33 | 18 | 198 | 157 | 355 |
| 45-49 | 123 | 119 | 242 | 82 | 74 | 156 | 41 | 45 | 86 | 43 | 23 | 20 | 152 | 127 | 279 |
| 50-54 | 110 | 98 | 208 | 77 | 72 | 149 | 33 | 26 | 59 | 27 | 18 | 9 | 123 | 127 | 250 |
| 55-59 | 75 | 78 | 153 | 38 | 43 | 81 | 37 | 35 | 72 | 6 | 6 | | 129 | 113 | 242 |
| 60-64 | 63 | 82 | 145 | 44 | 41 | 85 | 19 | 41 | 60 | 3 | 5 | -2 | 102 | 101 | 203 |
| 65-69 | 99 | 68 | 167 | 41 | 52 | 93 | 58 | 16 | 74 | 3 | 7 | -4 | 98 | 90 | 188 |
| 70-74 | 77 | 51 | 88 | 27 | 26 | 53 | 10 | 25 | 35 | 7 | 3 | 4 | 49 | 47 | 96 |
| 75-79 | 19 | 25 | 44 | 19 | 23 | 42 | | 2 | 2 | 4 | 4 | | 33 | 44 | 77 |
| 80-84 | 12 | 8 | 20 | 1 | 5 | 6 | 11 | 3 | 14 | 2 | 2 | | 25 | 33 | 58 |
| 85- | 4 | 1 | 5 | 4 | 5 | 9 | | -4 | -4 | | | | 6 | 19 | 25 |
| SUMMA | 4420 | 4206 | 8626 | 3106 | 3145 | 6251 | 1314 | 1061 | 2375 | 1260 | 848 | 412 | 5187 | 5118 | 10305 |
| LÄN 21 GÖVLEBORGS LÄN | | | | | | | | | | | | | | | |
| - 4 | 524 | 475 | 999 | 275 | 293 | 568 | 249 | 182 | 431 | 190 | 71 | 119 | 671 | 576 | 1247 |
| 5- 9 | 390 | 353 | 743 | 232 | 244 | 476 | 158 | 109 | 267 | 102 | 69 | 33 | 440 | 398 | 838 |
| 10-14 | 243 | 228 | 471 | 135 | 133 | 268 | 108 | 95 | 203 | 62 | 33 | 29 | 300 | 257 | 557 |
| 15-19 | 253 | 295 | 548 | 205 | 328 | 533 | 48 | -33 | 15 | 95 | 61 | 34 | 330 | 614 | 944 |
| 20-24 | 524 | 686 | 1210 | 623 | 785 | 1408 | -99 | -99 | -198 | 208 | 122 | 86 | 1045 | 1152 | 2197 |
| 25-29 | 779 | 706 | 1485 | 646 | 525 | 1171 | 133 | 181 | 314 | 230 | 136 | 94 | 1142 | 815 | 1957 |
| 30-34 | 569 | 444 | 1013 | 415 | 293 | 708 | 154 | 151 | 305 | 122 | 84 | 38 | 722 | 472 | 1194 |
| 35-39 | 285 | 233 | 518 | 189 | 164 | 353 | 96 | 69 | 165 | 60 | 45 | 15 | 365 | 254 | 619 |
| 40-44 | 181 | 129 | 310 | 120 | 76 | 196 | 61 | 53 | 114 | 34 | 23 | 11 | 242 | 189 | 431 |
| 45-49 | 121 | 105 | 226 | 99 | 67 | 166 | 22 | 38 | 60 | 24 | 16 | 8 | 212 | 173 | 385 |
| 50-54 | 122 | 113 | 235 | 74 | 66 | 140 | 48 | 47 | 95 | 12 | 8 | 4 | 208 | 143 | 351 |
| 55-59 | 102 | 90 | 192 | 42 | 56 | 98 | 60 | 34 | 94 | 6 | 3 | 3 | 140 | 130 | 270 |
| 60-64 | 56 | 71 | 127 | 50 | 58 | 108 | 6 | 13 | 19 | 4 | 5 | -1 | 126 | 131 | 257 |
| 65-69 | 68 | 55 | 123 | 45 | 41 | 86 | 23 | 14 | 37 | 3 | 2 | 1 | 118 | 127 | 245 |
| 70-74 | 19 | 34 | 53 | 26 | 32 | 58 | -7 | 2 | -5 | 2 | 2 | | 87 | 90 | 177 |
| 75-79 | 13 | 21 | 34 | 13 | 21 | 34 | | | | 1 | | 1 | 44 | 63 | 107 |
| 80-84 | 6 | 11 | 17 | 7 | 10 | 17 | -1 | 1 | | | 1 | -1 | 24 | 44 | 68 |
| 85- | 2 | 2 | 4 | 3 | 6 | 9 | -1 | -4 | -5 | | | 1 | -1 | 10 | 27 |
| SUMMA | 4257 | 4051 | 8308 | 3199 | 3198 | 6397 | 1058 | 853 | 1911 | 1155 | 682 | 473 | 6226 | 5645 | 11871 |
| LÄN 22 VÄSTERNORRLANDS LÄN | | | | | | | | | | | | | | | |
| - 4 | 484 | 390 | 874 | 315 | 267 | 582 | 169 | 123 | 292 | 168 | 55 | 113 | 653 | 600 | 1253 |
| 5- 9 | 315 | 286 | 601 | 243 | 246 | 489 | 72 | 40 | 112 | 103 | 44 | 59 | 393 | 479 | 802 |
| 10-14 | 228 | 198 | 426 | 153 | 155 | 308 | 75 | 43 | 118 | 56 | 25 | 31 | 277 | 220 | 497 |
| 15-19 | 191 | 228 | 419 | 201 | 318 | 519 | -10 | -90 | -100 | 45 | 24 | 21 | 323 | 641 | 964 |
| 20-24 | 447 | 631 | 1078 | 595 | 772 | 1367 | -148 | -141 | -289 | 113 | 54 | 59 | 1091 | 1283 | 2374 |
| 25-29 | 673 | 610 | 1283 | 628 | 495 | 1123 | 45 | 115 | 160 | 157 | 85 | 72 | 1130 | 863 | 1993 |
| 30-34 | 449 | 371 | 820 | 362 | 275 | 637 | 87 | 96 | 183 | 81 | 58 | 23 | 749 | 485 | 1234 |
| 35-39 | 263 | 201 | 464 | 211 | 137 | 348 | 52 | 64 | 116 | 55 | 26 | 29 | 353 | 279 | 632 |
| 40-44 | 133 | 107 | 240 | 117 | 106 | 223 | 16 | 1 | 17 | 28 | 17 | 11 | 265 | 196 | 461 |
| 45-49 | 89 | 69 | 158 | 100 | 76 | 176 | -11 | -7 | -18 | 16 | 13 | 3 | 224 | 156 | 380 |
| 50-54 | 81 | 63 | 144 | 71 | 59 | 130 | 10 | 4 | 14 | 12 | 7 | 5 | 197 | 170 | 367 |
| 55-59 | 51 | 57 | 108 | 43 | 44 | 87 | 8 | 13 | 21 | 5 | | 5 | 166 | 142 | 308 |
| 60-64 | 56 | 56 | 112 | 45 | 52 | 97 | 11 | 4 | 15 | 2 | 4 | -2 | 113 | 122 | 235 |
| 65-69 | 66 | 51 | 117 | 51 | 49 | 100 | 15 | 2 | 17 | 3 | 4 | -1 | 111 | 109 | 220 |
| 70-74 | 19 | 22 | 41 | 22 | 34 | 56 | -3 | -12 | -15 | 1 | | 1 | 87 | 109 | 196 |
| 75-79 | 10 | 16 | 26 | 14 | 13 | 27 | -4 | 3 | -1 | 4 | | 4 | 56 | 63 | 119 |
| 80-84 | 7 | 6 | 13 | 4 | 12 | 16 | 3 | -6 | -3 | | | | 18 | 45 | 63 |
| 85- | | 4 | 4 | 3 | 3 | 6 | -3 | 1 | -2 | | | 1 | 15 | 24 | 39 |
| SUMMA | 3562 | 3366 | 6928 | 3178 | 3113 | 6291 | 384 | 253 | 637 | 849 | 417 | 432 | 6221 | 5916 | 12137 |

| ÅLDER VID RETS SLUT | INFLYTTNING | | | UTFLYTTNING | | | NETTOINFLYTTNING | | | OMFLYTTNING AV UTLÄNNINGAR | | | FLYTTNINGAR INOM OMRÅDET | | |
|------------------------|-------------------|------|-------|-------------|------|-------|------------------|------|-------|-------------------------------|-----|-------|-----------------------------|------|-------|
| | M | KV | SUMMA | M | KV | SUMMA | M | KV | SUMMA | IN | UT | NETTO | M | KV | SUMMA |
| LÄN 23 | JÄMTLANDS LÄN | | | | | | | | | | | | | | |
| - 4 | 194 | 207 | 401 | 128 | 108 | 236 | 66 | 99 | 165 | 59 | 26 | 33 | 224 | 233 | 457 |
| 5- 9 | 153 | 130 | 283 | 97 | 95 | 192 | 56 | 35 | 91 | 30 | 20 | 10 | 130 | 144 | 274 |
| 10-14 | 95 | 112 | 207 | 71 | 56 | 127 | 24 | 56 | 80 | 13 | 7 | 6 | 64 | 94 | 158 |
| 15-19 | 131 | 179 | 310 | 121 | 182 | 303 | 10 | -3 | 7 | 33 | 17 | 16 | 96 | 256 | 352 |
| 20-24 | 281 | 351 | 632 | 387 | 434 | 821 | -106 | -83 | -189 | 46 | 28 | 18 | 364 | 495 | 859 |
| 25-29 | 341 | 327 | 668 | 330 | 251 | 581 | 11 | 76 | 87 | 55 | 44 | 11 | 439 | 325 | 764 |
| 30-34 | 247 | 201 | 448 | 156 | 135 | 291 | 91 | 66 | 157 | 27 | 18 | 9 | 252 | 173 | 425 |
| 35-39 | 137 | 104 | 241 | 99 | 61 | 160 | 38 | 43 | 81 | 13 | 13 | | 122 | 94 | 216 |
| 40-44 | 80 | 69 | 149 | 51 | 37 | 88 | 29 | 32 | 61 | 8 | 7 | 1 | 71 | 54 | 125 |
| 45-49 | 53 | 63 | 116 | 29 | 32 | 61 | 24 | 31 | 55 | 7 | 1 | 6 | 72 | 65 | 137 |
| 50-54 | 59 | 36 | 95 | 29 | 28 | 57 | 30 | 8 | 38 | 6 | 4 | 2 | 70 | 51 | 121 |
| 55-59 | 35 | 36 | 71 | 23 | 21 | 44 | 12 | 15 | 27 | 5 | 1 | 4 | 44 | 32 | 76 |
| 60-64 | 46 | 31 | 77 | 20 | 41 | 61 | 26 | -10 | 16 | 4 | | 4 | 51 | 55 | 106 |
| 65-69 | 45 | 29 | 72 | 23 | 29 | 52 | 20 | | 20 | 4 | | 4 | 50 | 31 | 81 |
| 70-74 | 15 | 23 | 38 | 7 | 15 | 22 | 8 | 8 | 16 | 1 | 1 | | 19 | 19 | 38 |
| 75-79 | 1 | 9 | 10 | 11 | 14 | 25 | -10 | -5 | -15 | 1 | 2 | -1 | 16 | 22 | 38 |
| 80-84 | 1 | 4 | 5 | 5 | 5 | 10 | -4 | -1 | -5 | 1 | | 1 | 6 | 12 | 18 |
| 85- | | 1 | 1 | 1 | 4 | 5 | -1 | -3 | -4 | | | | 4 | 9 | 13 |
| SUMMA | 1912 | 1912 | 3824 | 1588 | 1548 | 3136 | 324 | 364 | 688 | 313 | 189 | 124 | 2094 | 2164 | 4258 |
| LÄN 24 | VÄSTERBOTTENS LÄN | | | | | | | | | | | | | | |
| - 4 | 392 | 371 | 763 | 287 | 270 | 557 | 105 | 101 | 206 | 126 | 51 | 75 | 665 | 572 | 1237 |
| 5- 9 | 267 | 268 | 535 | 176 | 174 | 350 | 91 | 94 | 185 | 55 | 26 | 29 | 428 | 374 | 802 |
| 10-14 | 174 | 151 | 325 | 134 | 107 | 241 | 40 | 44 | 84 | 23 | 12 | 11 | 261 | 236 | 497 |
| 15-19 | 126 | 219 | 345 | 135 | 275 | 410 | -9 | -56 | -65 | 33 | 12 | 21 | 276 | 629 | 905 |
| 20-24 | 534 | 704 | 1238 | 535 | 664 | 1199 | -1 | 40 | 39 | 132 | 63 | 69 | 1196 | 1427 | 2623 |
| 25-29 | 657 | 581 | 1238 | 600 | 547 | 1147 | 57 | 34 | 91 | 110 | 83 | 27 | 1257 | 1003 | 2260 |
| 30-34 | 406 | 343 | 749 | 341 | 271 | 612 | 65 | 72 | 137 | 66 | 49 | 17 | 733 | 518 | 1251 |
| 35-39 | 228 | 140 | 368 | 141 | 116 | 257 | 87 | 24 | 111 | 32 | 16 | 16 | 375 | 257 | 632 |
| 40-44 | 124 | 70 | 194 | 90 | 66 | 156 | 34 | 4 | 38 | 15 | 6 | 9 | 248 | 188 | 436 |
| 45-49 | 63 | 57 | 120 | 62 | 54 | 116 | 1 | 3 | 4 | 11 | 9 | 2 | 179 | 147 | 326 |
| 50-54 | 50 | 54 | 104 | 40 | 37 | 77 | 10 | 17 | 27 | 6 | 2 | 4 | 146 | 125 | 271 |
| 55-59 | 30 | 42 | 72 | 37 | 50 | 87 | -7 | -8 | -15 | 7 | 6 | 1 | 130 | 125 | 255 |
| 60-64 | 32 | 38 | 70 | 25 | 31 | 56 | 7 | 7 | 14 | 2 | 2 | | 88 | 98 | 186 |
| 65-69 | 34 | 36 | 70 | 28 | 27 | 55 | 6 | 9 | 15 | 8 | | 8 | 83 | 86 | 169 |
| 70-74 | 14 | 17 | 31 | 16 | 14 | 30 | -2 | 3 | 1 | 1 | | 1 | 50 | 78 | 128 |
| 75-79 | 7 | 11 | 18 | 9 | 6 | 15 | -2 | 5 | 3 | 2 | 1 | 1 | 31 | 52 | 83 |
| 80-84 | | 4 | 4 | 4 | 4 | 8 | -4 | | -4 | | | | 22 | 37 | 59 |
| 85- | 3 | 1 | 4 | 4 | 2 | 6 | -1 | -1 | -2 | | | | 9 | 7 | 16 |
| SUMMA | 3141 | 3107 | 6248 | 2664 | 2715 | 5379 | 477 | 392 | 869 | 629 | 338 | 291 | 6177 | 5959 | 12136 |
| LÄN 25 | NORRBOTTENS LÄN | | | | | | | | | | | | | | |
| - 4 | 458 | 460 | 918 | 259 | 268 | 527 | 199 | 192 | 391 | 251 | 103 | 148 | 703 | 631 | 1334 |
| 5- 9 | 335 | 334 | 669 | 176 | 197 | 373 | 159 | 137 | 296 | 162 | 77 | 85 | 420 | 407 | 827 |
| 10-14 | 197 | 179 | 376 | 94 | 113 | 207 | 103 | 66 | 169 | 100 | 21 | 79 | 242 | 229 | 471 |
| 15-19 | 211 | 254 | 465 | 160 | 363 | 523 | 51 | -109 | -58 | 155 | 49 | 106 | 326 | 651 | 977 |
| 20-24 | 608 | 670 | 1278 | 581 | 755 | 1336 | 27 | -85 | -58 | 349 | 158 | 191 | 1362 | 1362 | 2724 |
| 25-29 | 729 | 683 | 1412 | 539 | 468 | 1007 | 190 | 215 | 405 | 342 | 143 | 199 | 1220 | 877 | 2097 |
| 30-34 | 522 | 381 | 903 | 299 | 224 | 523 | 223 | 157 | 380 | 170 | 78 | 92 | 752 | 454 | 1186 |
| 35-39 | 273 | 173 | 446 | 161 | 126 | 287 | 112 | 47 | 159 | 98 | 54 | 44 | 330 | 225 | 555 |
| 40-44 | 128 | 84 | 212 | 89 | 74 | 163 | 39 | 10 | 49 | 43 | 21 | 22 | 226 | 161 | 387 |
| 45-49 | 96 | 67 | 163 | 77 | 65 | 142 | 19 | 2 | 21 | 39 | 16 | 23 | 169 | 123 | 292 |
| 50-54 | 64 | 47 | 111 | 59 | 52 | 111 | 5 | -5 | 26 | 9 | 17 | | 118 | 73 | 191 |
| 55-59 | 34 | 40 | 74 | 38 | 47 | 85 | -4 | -7 | -11 | 11 | 8 | 3 | 67 | 72 | 139 |
| 60-64 | 28 | 30 | 58 | 42 | 55 | 97 | -14 | -25 | -39 | 10 | 5 | 5 | 77 | 73 | 150 |
| 65-69 | 21 | 23 | 44 | 58 | 37 | 95 | -37 | -14 | -51 | 4 | 4 | | 72 | 64 | 136 |
| 70-74 | 11 | 17 | 28 | 20 | 33 | 53 | -9 | -16 | -25 | 14 | 8 | 6 | 31 | 47 | 78 |
| 75-79 | 4 | 8 | 12 | 9 | 5 | 14 | -5 | 3 | -2 | 4 | 2 | 2 | 24 | 30 | 54 |
| 80-84 | 3 | 4 | 7 | 4 | 2 | 6 | -1 | 2 | 1 | 1 | 1 | | 13 | 17 | 30 |
| 85- | 1 | 1 | 2 | 1 | | 1 | | 1 | 1 | | | | 6 | 11 | 17 |
| SUMMA | 3723 | 3455 | 7178 | 2666 | 2884 | 5550 | 1057 | 571 | 1628 | 1779 | 757 | 1022 | 6138 | 5507 | 11645 |

Tabell 5 Flyttningar efter kön, ålder och medborgarskap för A-regioner 1975
 Migration by sex, age and citizenship by A-region (aggregate of communes) 1975

| ÅLDER VID ÅRETS SLUT | INFLYTTNING | | | UTFLYTTNING | | | NETTOINFLYTTNING | | | OMFLYTTNING AV UTLÄNNINGAR | | | FLYTTNINGAR INOM OMRÅDET | | |
|---|-------------|-------|-------|-------------|-------|-------|------------------|------|-------|-------------------------------|------|-------|-----------------------------|-------|--------|
| | M | KV | SUMMA | M | KV | SUMMA | M | KV | SUMMA | IN | UT | NETTO | M | KV | SUMMA |
| A-REGION 01 STOCKHOLM/SÖDERTÄLJE | | | | | | | | | | | | | | | |
| - 4 | 1770 | 1734 | 3504 | 2333 | 2279 | 4612 | -563 | -545 | -1108 | 1558 | 780 | 778 | 5175 | 4862 | 10037 |
| 5- 9 | 1370 | 1329 | 2699 | 1854 | 1702 | 3556 | -484 | -373 | -857 | 1144 | 658 | 486 | 3111 | 3018 | 6129 |
| 10-14 | 924 | 916 | 1840 | 1180 | 1071 | 2251 | -256 | -155 | -411 | 724 | 329 | 395 | 2095 | 2206 | 4301 |
| 15-19 | 1318 | 2441 | 3759 | 924 | 1251 | 2175 | 394 | 1190 | 1584 | 1273 | 377 | 896 | 2872 | 5106 | 7978 |
| 20-24 | 4285 | 5045 | 9330 | 2323 | 3141 | 5464 | 1962 | 1904 | 3866 | 2768 | 931 | 1837 | 10983 | 13325 | 24308 |
| 25-29 | 4185 | 3510 | 7695 | 3825 | 3718 | 7543 | 360 | -208 | 152 | 2608 | 1419 | 1189 | 13093 | 10852 | 23945 |
| 30-34 | 2488 | 1881 | 4369 | 3031 | 2487 | 5518 | -543 | -606 | -1149 | 1405 | 912 | 493 | 9119 | 6145 | 15264 |
| 35-39 | 1264 | 929 | 2193 | 1671 | 1211 | 2882 | -407 | -282 | -689 | 844 | 561 | 283 | 4470 | 2691 | 7161 |
| 40-44 | 774 | 575 | 1349 | 972 | 710 | 1682 | -198 | -135 | -333 | 508 | 335 | 173 | 2875 | 1870 | 4745 |
| 45-49 | 573 | 481 | 1054 | 723 | 555 | 1278 | -150 | -74 | -224 | 328 | 217 | 111 | 2485 | 1874 | 4359 |
| 50-54 | 438 | 417 | 855 | 603 | 537 | 1140 | -165 | -120 | -285 | 227 | 139 | 88 | 2291 | 2007 | 4298 |
| 55-59 | 268 | 301 | 569 | 512 | 481 | 993 | -244 | -180 | -424 | 109 | 76 | 33 | 1804 | 1651 | 3455 |
| 60-64 | 185 | 273 | 458 | 406 | 458 | 864 | -221 | -185 | -406 | 82 | 53 | 29 | 1362 | 1485 | 2847 |
| 65-69 | 228 | 269 | 497 | 467 | 366 | 833 | -239 | -97 | -336 | 74 | 49 | 25 | 1075 | 1312 | 2387 |
| 70-74 | 135 | 186 | 321 | 134 | 199 | 333 | 1 | -13 | -12 | 43 | 34 | 9 | 630 | 981 | 1611 |
| 75-79 | 65 | 102 | 167 | 53 | 114 | 167 | 12 | -12 | 0 | 24 | 17 | 7 | 384 | 664 | 1048 |
| 80-84 | 38 | 51 | 89 | 26 | 57 | 83 | 12 | -6 | 6 | 14 | 3 | 11 | 203 | 495 | 698 |
| 85- | 15 | 30 | 45 | 18 | 20 | 38 | -3 | 10 | 7 | 6 | 5 | 1 | 135 | 378 | 513 |
| SUMMA | 20323 | 20470 | 40793 | 21055 | 20357 | 41412 | -732 | 113 | -619 | 13739 | 6895 | 6844 | 64162 | 60922 | 125084 |
| A-REGION 02 NORRTÄLJE | | | | | | | | | | | | | | | |
| - 4 | 91 | 98 | 189 | 61 | 64 | 125 | 30 | 34 | 64 | 23 | 19 | 4 | 48 | 49 | 97 |
| 5- 9 | 81 | 75 | 156 | 57 | 56 | 113 | 24 | 19 | 43 | 24 | 27 | -3 | 35 | 31 | 66 |
| 10-14 | 39 | 48 | 87 | 31 | 39 | 70 | 8 | 9 | 17 | 19 | 14 | 5 | 20 | 33 | 53 |
| 15-19 | 47 | 70 | 117 | 57 | 111 | 168 | -10 | -41 | -51 | 27 | 19 | 8 | 37 | 33 | 70 |
| 20-24 | 124 | 140 | 264 | 144 | 150 | 294 | -20 | -10 | -30 | 60 | 47 | 13 | 61 | 93 | 154 |
| 25-29 | 148 | 134 | 282 | 122 | 106 | 228 | 26 | 28 | 54 | 53 | 48 | 5 | 93 | 71 | 164 |
| 30-34 | 114 | 81 | 195 | 89 | 65 | 154 | 25 | 16 | 41 | 25 | 30 | -5 | 61 | 37 | 98 |
| 35-39 | 56 | 48 | 104 | 53 | 43 | 96 | 3 | 5 | 8 | 22 | 22 | 0 | 30 | 17 | 47 |
| 40-44 | 55 | 30 | 85 | 36 | 27 | 63 | 19 | 3 | 22 | 15 | 12 | 3 | 15 | 19 | 34 |
| 45-49 | 31 | 21 | 52 | 23 | 16 | 39 | 8 | 5 | 13 | 4 | 5 | -1 | 12 | 13 | 25 |
| 50-54 | 27 | 28 | 55 | 20 | 16 | 36 | 7 | 12 | 19 | 3 | 5 | -2 | 15 | 16 | 31 |
| 55-59 | 32 | 27 | 59 | 15 | 15 | 30 | 17 | 12 | 29 | 2 | 1 | 1 | 9 | 13 | 22 |
| 60-64 | 23 | 33 | 56 | 10 | 12 | 22 | 13 | 21 | 34 | 2 | 1 | 1 | 15 | 13 | 28 |
| 65-69 | 32 | 15 | 47 | 16 | 11 | 27 | 16 | 4 | 20 | 1 | 1 | 1 | 12 | 11 | 23 |
| 70-74 | 9 | 8 | 17 | 8 | 11 | 19 | 1 | -3 | -2 | 1 | 1 | 1 | 13 | 6 | 19 |
| 75-79 | 3 | 9 | 12 | 2 | 5 | 7 | 1 | 4 | 5 | 1 | 1 | -1 | 4 | 3 | 7 |
| 80-84 | 3 | 3 | 6 | 1 | 4 | 5 | -1 | -1 | -2 | 1 | 1 | 1 | 8 | 10 | 18 |
| 85- | 3 | 3 | 6 | 2 | 2 | 4 | -2 | 1 | -1 | 1 | 1 | 1 | 3 | 8 | 11 |
| SUMMA | 912 | 871 | 1783 | 747 | 753 | 1500 | 165 | 118 | 283 | 281 | 252 | 29 | 491 | 476 | 967 |
| A-REGION 03 ENKÖPING | | | | | | | | | | | | | | | |
| - 4 | 177 | 176 | 353 | 122 | 108 | 230 | 55 | 68 | 123 | 49 | 44 | 5 | 81 | 83 | 164 |
| 5- 9 | 161 | 113 | 274 | 126 | 99 | 225 | 35 | 14 | 49 | 39 | 45 | -6 | 73 | 60 | 133 |
| 10-14 | 79 | 86 | 165 | 70 | 64 | 134 | 9 | 22 | 31 | 25 | 26 | -1 | 43 | 54 | 97 |
| 15-19 | 77 | 78 | 155 | 75 | 110 | 185 | 2 | -32 | -30 | 27 | 43 | -16 | 49 | 80 | 129 |
| 20-24 | 138 | 166 | 304 | 119 | 210 | 329 | 19 | -44 | -25 | 47 | 45 | 2 | 96 | 110 | 206 |
| 25-29 | 241 | 218 | 459 | 212 | 177 | 389 | 29 | 41 | 70 | 55 | 67 | -12 | 106 | 86 | 192 |
| 30-34 | 162 | 147 | 309 | 149 | 103 | 252 | 13 | 44 | 57 | 37 | 45 | -8 | 84 | 65 | 149 |
| 35-39 | 103 | 68 | 171 | 97 | 58 | 155 | 6 | 10 | 16 | 22 | 36 | -14 | 47 | 41 | 88 |
| 40-44 | 48 | 35 | 83 | 39 | 30 | 69 | 9 | 5 | 14 | 11 | 16 | -5 | 24 | 10 | 34 |
| 45-49 | 32 | 23 | 55 | 37 | 20 | 57 | -5 | 3 | -2 | 11 | 9 | 2 | 9 | 12 | 21 |
| 50-54 | 30 | 34 | 64 | 38 | 30 | 68 | -8 | 4 | -4 | 4 | 8 | -4 | 13 | 6 | 19 |
| 55-59 | 25 | 29 | 54 | 15 | 16 | 31 | 10 | 13 | 23 | 5 | 3 | 2 | 15 | 16 | 31 |
| 60-64 | 22 | 25 | 47 | 10 | 14 | 24 | 12 | 11 | 23 | 3 | 2 | 1 | 8 | 10 | 18 |
| 65-69 | 21 | 14 | 35 | 10 | 12 | 22 | 11 | 2 | 13 | 1 | 5 | -4 | 9 | 10 | 19 |
| 70-74 | 7 | 8 | 15 | 5 | 3 | 8 | 2 | 5 | 7 | 1 | 1 | 1 | 10 | 4 | 14 |
| 75-79 | 1 | 4 | 5 | 2 | 3 | 5 | -1 | 1 | 1 | 1 | 1 | 1 | 6 | 8 | 14 |
| 80-84 | 2 | 1 | 3 | 2 | 5 | 7 | 1 | -4 | -4 | 1 | 1 | -1 | 7 | 6 | 13 |
| 85- | 1 | 1 | 2 | 1 | 1 | 2 | 1 | -1 | -1 | 1 | 1 | 1 | 3 | 1 | 4 |
| SUMMA | 1327 | 1225 | 2552 | 1129 | 1063 | 2192 | 198 | 162 | 360 | 337 | 395 | -58 | 683 | 662 | 1345 |

| ÅLDER VID ÅRETS SLUT | INFLYTTNING | | | UTFLYTTNING | | | NETTOINFLYTTNING | | | OMFLYTTNING AV UTLYNNINGAR | | | FLYTTNINGAR INOM OMRÅDET | | |
|-------------------------|-------------|------|-------|-------------|------|-------|------------------|------|-------|-------------------------------|------|-------|-----------------------------|------|-------|
| | M | KV | SUMMA | M | KV | SUMMA | M | KV | SUMMA | IN | UT | NETTO | M | KV | SUMMA |
| A-REGION 04 UPPSALA | | | | | | | | | | | | | | | |
| - 4 | 322 | 309 | 631 | 463 | 489 | 952 | -141 | -180 | -321 | 139 | 114 | 25 | 596 | 569 | 1165 |
| 5- 9 | 230 | 211 | 441 | 263 | 257 | 520 | -33 | -46 | -79 | 89 | 64 | 25 | 363 | 377 | 740 |
| 10-14 | 133 | 140 | 273 | 164 | 160 | 324 | -31 | -20 | -51 | 47 | 61 | -14 | 203 | 230 | 433 |
| 15-19 | 159 | 332 | 491 | 123 | 212 | 335 | 36 | 120 | 156 | 89 | 43 | 46 | 251 | 563 | 814 |
| 20-24 | 797 | 1087 | 1884 | 483 | 769 | 1252 | 314 | 318 | 632 | 291 | 204 | 87 | 1044 | 1268 | 2312 |
| 25-29 | 973 | 777 | 1750 | 1008 | 988 | 1996 | -35 | -211 | -246 | 283 | 317 | -34 | 1225 | 1044 | 2269 |
| 30-34 | 489 | 314 | 803 | 600 | 455 | 1055 | -111 | -141 | -252 | 135 | 194 | -59 | 787 | 620 | 1407 |
| 35-39 | 195 | 149 | 344 | 282 | 177 | 459 | -87 | -28 | -115 | 73 | 100 | -27 | 351 | 245 | 596 |
| 40-44 | 124 | 103 | 227 | 140 | 84 | 224 | -16 | 19 | 3 | 38 | 37 | 1 | 228 | 120 | 348 |
| 45-49 | 84 | 75 | 159 | 87 | 69 | 156 | -3 | 6 | 3 | 22 | 29 | -7 | 134 | 130 | 264 |
| 50-54 | 61 | 61 | 122 | 61 | 41 | 102 | 20 | 20 | 40 | 14 | 14 | -4 | 136 | 152 | 288 |
| 55-59 | 49 | 64 | 113 | 43 | 51 | 94 | 6 | 13 | 19 | 6 | 6 | 6 | 122 | 113 | 235 |
| 60-64 | 44 | 66 | 110 | 37 | 48 | 85 | 7 | 18 | 25 | 4 | 8 | -4 | 93 | 107 | 200 |
| 65-69 | 59 | 45 | 104 | 37 | 39 | 76 | 22 | 6 | 28 | 10 | 7 | 3 | 86 | 82 | 168 |
| 70-74 | 33 | 34 | 67 | 20 | 33 | 53 | 13 | 1 | 14 | 6 | 9 | 1 | 65 | 73 | 138 |
| 75-79 | 10 | 17 | 27 | 3 | 8 | 11 | 7 | 9 | 16 | | | | 32 | 55 | 87 |
| 80-84 | 7 | 12 | 19 | 5 | 5 | 10 | 2 | 7 | 9 | 2 | | 2 | 33 | 44 | 77 |
| 85- | 3 | 5 | 8 | 2 | 4 | 6 | 1 | 1 | 2 | | | | 20 | 37 | 57 |
| SUMMA | 3772 | 3801 | 7573 | 3821 | 3889 | 7710 | -49 | -88 | -137 | 1244 | 1203 | 41 | 5769 | 5829 | 11598 |
| A-REGION 05 NYKÖPING | | | | | | | | | | | | | | | |
| - 4 | 204 | 210 | 414 | 134 | 133 | 267 | 70 | 77 | 147 | 44 | 42 | 2 | 205 | 178 | 383 |
| 5- 9 | 140 | 149 | 289 | 117 | 107 | 224 | 23 | 42 | 65 | 29 | 33 | -4 | 128 | 102 | 230 |
| 10-14 | 68 | 73 | 141 | 70 | 67 | 137 | -2 | 6 | 4 | 13 | 13 | | 92 | 85 | 177 |
| 15-19 | 87 | 107 | 194 | 102 | 140 | 242 | -15 | -33 | -48 | 24 | 29 | -5 | 131 | 219 | 350 |
| 20-24 | 182 | 255 | 437 | 218 | 299 | 517 | -36 | -44 | -80 | 53 | 33 | 20 | 315 | 323 | 638 |
| 25-29 | 312 | 275 | 587 | 237 | 225 | 462 | 75 | 50 | 125 | 74 | 41 | 33 | 303 | 237 | 540 |
| 30-34 | 205 | 182 | 387 | 195 | 118 | 313 | 10 | 64 | 74 | 30 | 35 | -5 | 217 | 138 | 355 |
| 35-39 | 101 | 81 | 182 | 76 | 75 | 151 | 25 | 6 | 31 | 16 | 19 | -3 | 111 | 83 | 194 |
| 40-44 | 52 | 52 | 104 | 51 | 37 | 88 | 1 | 15 | 16 | 6 | 9 | -3 | 77 | 68 | 145 |
| 45-49 | 51 | 40 | 91 | 40 | 40 | 80 | 11 | 11 | 8 | 10 | 10 | -2 | 75 | 59 | 134 |
| 50-54 | 34 | 36 | 70 | 38 | 39 | 77 | -4 | -3 | -7 | 1 | 7 | -6 | 60 | 52 | 112 |
| 55-59 | 27 | 39 | 66 | 28 | 33 | 61 | -1 | 6 | 5 | 1 | 4 | -3 | 47 | 44 | 91 |
| 60-64 | 31 | 40 | 71 | 34 | 25 | 59 | -3 | 15 | 12 | 3 | | 3 | 43 | 63 | 106 |
| 65-69 | 40 | 28 | 68 | 31 | 32 | 63 | 9 | -4 | 5 | 1 | | 1 | 56 | 49 | 105 |
| 70-74 | 13 | 16 | 29 | 10 | 14 | 24 | 3 | 2 | 5 | | | | 25 | 26 | 51 |
| 75-79 | 3 | 9 | 12 | 4 | 6 | 10 | -1 | 3 | 2 | 1 | 1 | | 23 | 30 | 53 |
| 80-84 | 1 | 2 | 3 | 4 | 3 | 7 | -3 | -1 | -4 | | 1 | -1 | 14 | 16 | 30 |
| 85- | 1 | 3 | 4 | | 2 | 2 | 1 | 1 | 2 | | | | 11 | 10 | 21 |
| SUMMA | 1552 | 1597 | 3149 | 1389 | 1395 | 2784 | 163 | 202 | 365 | 304 | 277 | 27 | 1933 | 1782 | 3715 |
| A-REGION 06 KATRINEHOLM | | | | | | | | | | | | | | | |
| - 4 | 140 | 153 | 293 | 134 | 135 | 269 | 6 | 18 | 24 | 108 | 85 | 23 | 108 | 117 | 225 |
| 5- 9 | 111 | 127 | 238 | 111 | 116 | 227 | 11 | 11 | 11 | 91 | 74 | 17 | 70 | 73 | 143 |
| 10-14 | 78 | 76 | 154 | 65 | 69 | 134 | 13 | 7 | 20 | 50 | 46 | 4 | 46 | 55 | 101 |
| 15-19 | 102 | 125 | 227 | 90 | 158 | 248 | 12 | -33 | -21 | 90 | 68 | 22 | 72 | 138 | 210 |
| 20-24 | 243 | 246 | 489 | 269 | 330 | 599 | -26 | -84 | -110 | 181 | 156 | 25 | 182 | 185 | 367 |
| 25-29 | 285 | 219 | 504 | 306 | 209 | 515 | -21 | 10 | -11 | 174 | 162 | 12 | 157 | 116 | 273 |
| 30-34 | 173 | 101 | 274 | 191 | 108 | 299 | -18 | -7 | -25 | 83 | 105 | -22 | 81 | 66 | 147 |
| 35-39 | 85 | 57 | 142 | 96 | 57 | 153 | -11 | | -11 | 48 | 46 | 2 | 49 | 40 | 89 |
| 40-44 | 73 | 44 | 117 | 66 | 40 | 106 | 7 | 4 | 11 | 43 | 29 | 14 | 33 | 27 | 60 |
| 45-49 | 47 | 33 | 80 | 41 | 32 | 73 | 6 | 1 | 7 | 24 | 24 | | 19 | 14 | 33 |
| 50-54 | 36 | 29 | 65 | 34 | 45 | 79 | 2 | -16 | -14 | 15 | 15 | | 29 | 21 | 50 |
| 55-59 | 25 | 32 | 57 | 25 | 26 | 51 | | 6 | 6 | 4 | 8 | -4 | 33 | 28 | 61 |
| 60-64 | 26 | 22 | 48 | 35 | 29 | 64 | -9 | -7 | -16 | 2 | 8 | -6 | 16 | 25 | 41 |
| 65-69 | 28 | 30 | 58 | 23 | 24 | 47 | 5 | 6 | 11 | 3 | | 3 | 28 | 18 | 46 |
| 70-74 | 12 | 16 | 28 | 18 | 17 | 35 | -6 | -1 | -7 | 4 | 4 | | 13 | 15 | 28 |
| 75-79 | 5 | 3 | 8 | 7 | 13 | 20 | -2 | -10 | -12 | | 1 | -1 | 7 | 11 | 18 |
| 80-84 | 2 | 4 | 6 | 1 | 5 | 6 | 1 | -1 | | | | | 4 | 6 | 10 |
| 85- | 1 | 2 | 3 | 1 | 3 | 4 | | -1 | -1 | | | | 5 | 8 | 13 |
| SUMMA | 1472 | 1319 | 2791 | 1513 | 1416 | 2929 | -41 | -97 | -138 | 920 | 831 | 89 | 952 | 963 | 1915 |

Tabell 5 (forts) Flyttningar efter kön, ålder och medborgarskap för A-regioner 1975

| ÅLDER VID ÅRETS SLUT | INFLYTTNING | | | UTFLYTTNING | | | NETTOINFLYTTNING | | | OMFLYTTNING AV UTLÄNNINGAR | | | FLYTTNINGAR INOM OMRÅDET | | |
|---------------------------|-------------|------|-------|-------------|------|-------|------------------|-----|-------|-------------------------------|------|-------|-----------------------------|------|-------|
| | M | KV | SUMMA | M | KV | SUMMA | M | KV | SUMMA | IN | UT | NETTO | M | KV | SUMMA |
| A-REGION 07 ESKILSTUNA | | | | | | | | | | | | | | | |
| - 4 | 295 | 295 | 590 | 233 | 233 | 466 | 62 | 62 | 124 | 212 | 117 | 95 | 287 | 244 | 531 |
| 5- 9 | 234 | 231 | 465 | 211 | 198 | 409 | 23 | 33 | 56 | 166 | 131 | 35 | 183 | 188 | 371 |
| 10-14 | 159 | 162 | 321 | 132 | 127 | 259 | 27 | 35 | 62 | 108 | 64 | 44 | 123 | 133 | 256 |
| 15-19 | 178 | 222 | 400 | 126 | 210 | 336 | 52 | 12 | 64 | 178 | 97 | 81 | 186 | 364 | 550 |
| 20-24 | 417 | 421 | 838 | 378 | 404 | 782 | 39 | 17 | 56 | 338 | 172 | 166 | 543 | 515 | 1058 |
| 25-29 | 502 | 394 | 896 | 407 | 356 | 763 | 95 | 38 | 133 | 312 | 203 | 109 | 533 | 353 | 886 |
| 30-34 | 323 | 245 | 568 | 271 | 221 | 492 | 52 | 24 | 76 | 158 | 111 | 47 | 315 | 195 | 510 |
| 35-39 | 194 | 112 | 306 | 162 | 104 | 266 | 32 | 8 | 40 | 93 | 63 | 30 | 217 | 113 | 330 |
| 40-44 | 123 | 83 | 206 | 92 | 61 | 153 | 31 | 22 | 53 | 66 | 35 | 31 | 112 | 78 | 190 |
| 45-49 | 77 | 62 | 139 | 75 | 58 | 133 | 2 | 4 | 6 | 41 | 23 | 18 | 99 | 81 | 180 |
| 50-54 | 47 | 51 | 98 | 67 | 58 | 125 | -20 | -7 | -27 | 34 | 22 | 12 | 94 | 74 | 168 |
| 55-59 | 34 | 40 | 74 | 44 | 53 | 97 | -10 | -13 | -23 | 17 | 10 | 7 | 92 | 65 | 157 |
| 60-64 | 31 | 44 | 75 | 39 | 37 | 76 | -8 | 7 | -1 | 10 | 5 | 5 | 71 | 67 | 138 |
| 65-69 | 37 | 37 | 74 | 49 | 41 | 90 | -12 | -4 | -16 | 4 | 5 | -1 | 51 | 55 | 106 |
| 70-74 | 25 | 23 | 48 | 24 | 26 | 50 | 1 | -3 | -2 | 4 | 1 | 3 | 39 | 44 | 83 |
| 75-79 | 11 | 9 | 20 | 8 | 11 | 19 | 3 | -2 | 1 | 1 | 3 | -2 | 26 | 40 | 66 |
| 80-84 | 3 | 5 | 8 | 3 | 7 | 10 | | -2 | -2 | 1 | 2 | -1 | 14 | 32 | 46 |
| 85- | 2 | 4 | 6 | 1 | 3 | 4 | 1 | 1 | 2 | | | | 13 | 17 | 30 |
| SUMMA | 2692 | 2440 | 5132 | 2322 | 2208 | 4530 | 370 | 232 | 602 | 1743 | 1064 | 679 | 2998 | 2658 | 5656 |
| A-REGION 08 MJÄLBY/MOTALA | | | | | | | | | | | | | | | |
| - 4 | 175 | 194 | 369 | 118 | 111 | 229 | 57 | 83 | 140 | 42 | 58 | -16 | 155 | 174 | 329 |
| 5- 9 | 131 | 132 | 263 | 113 | 95 | 208 | 18 | 37 | 55 | 40 | 48 | -8 | 126 | 101 | 227 |
| 10-14 | 69 | 68 | 137 | 71 | 72 | 143 | -2 | -4 | -6 | 21 | 32 | -11 | 59 | 75 | 134 |
| 15-19 | 83 | 103 | 186 | 83 | 117 | 200 | | -14 | -14 | 46 | 34 | 12 | 93 | 160 | 253 |
| 20-24 | 188 | 266 | 454 | 298 | 348 | 646 | -110 | -82 | -192 | 75 | 79 | -4 | 220 | 249 | 469 |
| 25-29 | 289 | 231 | 520 | 285 | 218 | 503 | 4 | 13 | 17 | 77 | 106 | -29 | 248 | 198 | 446 |
| 30-34 | 177 | 145 | 322 | 134 | 105 | 239 | 43 | 40 | 83 | 45 | 49 | -4 | 149 | 107 | 256 |
| 35-39 | 73 | 66 | 139 | 98 | 61 | 159 | -25 | 5 | -20 | 21 | 37 | -16 | 75 | 55 | 130 |
| 40-44 | 60 | 36 | 96 | 46 | 41 | 87 | 14 | -5 | 9 | 13 | 10 | 3 | 53 | 40 | 93 |
| 45-49 | 44 | 37 | 81 | 50 | 31 | 81 | -6 | 6 | | 12 | 11 | 1 | 43 | 32 | 75 |
| 50-54 | 26 | 25 | 51 | 28 | 32 | 60 | -2 | -7 | -9 | 4 | 7 | -3 | 43 | 25 | 68 |
| 55-59 | 29 | 27 | 56 | 24 | 35 | 59 | 5 | -8 | -3 | 9 | 9 | | 26 | 37 | 63 |
| 60-64 | 17 | 33 | 50 | 30 | 26 | 56 | -13 | 7 | -6 | 3 | 4 | -1 | 25 | 26 | 51 |
| 65-69 | 28 | 25 | 53 | 21 | 18 | 39 | 7 | 7 | 14 | 1 | 2 | -1 | 36 | 34 | 70 |
| 70-74 | 12 | 26 | 38 | 17 | 15 | 32 | -5 | 11 | 6 | 1 | 1 | 1 | 26 | 22 | 48 |
| 75-79 | 8 | 6 | 14 | 4 | 11 | 15 | 4 | -5 | -1 | 1 | 3 | -2 | 18 | 24 | 42 |
| 80-84 | 4 | 5 | 9 | 3 | 4 | 7 | 1 | 1 | 2 | 1 | 1 | | 9 | 13 | 22 |
| 85- | 1 | 3 | 4 | 3 | 4 | 7 | -2 | -1 | -3 | | | | 7 | 6 | 13 |
| SUMMA | 1414 | 1428 | 2842 | 1426 | 1344 | 2770 | -12 | 84 | 72 | 412 | 490 | -78 | 1411 | 1378 | 2789 |
| A-REGION 09 LINKÖPING | | | | | | | | | | | | | | | |
| - 4 | 258 | 278 | 536 | 269 | 257 | 526 | -11 | 21 | 10 | 64 | 40 | 24 | 401 | 374 | 775 |
| 5- 9 | 172 | 155 | 327 | 155 | 156 | 311 | 17 | -1 | 16 | 37 | 27 | 10 | 273 | 255 | 528 |
| 10-14 | 115 | 116 | 231 | 112 | 103 | 215 | 3 | 13 | 16 | 27 | 13 | 14 | 143 | 167 | 310 |
| 15-19 | 115 | 212 | 327 | 102 | 142 | 244 | 13 | 70 | 83 | 24 | 17 | 7 | 240 | 482 | 722 |
| 20-24 | 546 | 690 | 1236 | 322 | 588 | 910 | 224 | 102 | 326 | 83 | 37 | 46 | 812 | 892 | 1704 |
| 25-29 | 576 | 433 | 1009 | 604 | 487 | 1091 | -28 | -54 | -82 | 100 | 62 | 38 | 858 | 591 | 1449 |
| 30-34 | 301 | 247 | 548 | 289 | 226 | 515 | 12 | 21 | 33 | 46 | 37 | 9 | 504 | 341 | 845 |
| 35-39 | 152 | 104 | 256 | 149 | 115 | 264 | 3 | -11 | -8 | 31 | 31 | | 265 | 190 | 455 |
| 40-44 | 98 | 74 | 172 | 75 | 60 | 135 | 23 | 14 | 37 | 23 | 10 | 13 | 155 | 138 | 293 |
| 45-49 | 70 | 63 | 133 | 55 | 48 | 103 | 15 | 15 | 30 | 9 | 8 | 1 | 176 | 133 | 309 |
| 50-54 | 58 | 58 | 116 | 38 | 34 | 72 | 20 | 24 | 44 | 12 | 6 | 6 | 157 | 126 | 283 |
| 55-59 | 43 | 43 | 86 | 31 | 29 | 60 | 12 | 14 | 26 | 1 | 3 | -2 | 127 | 119 | 246 |
| 60-64 | 48 | 49 | 97 | 23 | 29 | 52 | 25 | 20 | 45 | 2 | 1 | 1 | 104 | 102 | 206 |
| 65-69 | 48 | 44 | 92 | 22 | 23 | 45 | 26 | 21 | 47 | 3 | 3 | | 88 | 90 | 178 |
| 70-74 | 27 | 22 | 49 | 4 | 14 | 18 | 23 | 8 | 31 | 1 | 1 | -1 | 56 | 90 | 146 |
| 75-79 | 13 | 17 | 30 | 4 | 8 | 12 | 9 | 9 | 18 | 1 | 1 | | 35 | 47 | 82 |
| 80-84 | 7 | 6 | 13 | 5 | 6 | 11 | 2 | 2 | 2 | 2 | 1 | 1 | 21 | 23 | 44 |
| 85- | 3 | 5 | 8 | | 1 | 1 | 3 | 4 | 7 | 1 | 1 | | 16 | 18 | 34 |
| SUMMA | 2650 | 2616 | 5266 | 2259 | 2326 | 4585 | 391 | 290 | 681 | 466 | 298 | 168 | 4431 | 4178 | 8609 |

| ÅLDER VID ÅRETS SLUT | INFLYTTNING | | | UTFLYTTNING | | | NETTOINFLYTTNING | | | OMFLYTTNING AV UTLÄNNINGAR | | | FLYTTNINGAR INOM OMRÅDET | | |
|-------------------------------|-------------|------|-------|-------------|------|-------|------------------|------|-------|-------------------------------|------|-------|-----------------------------|------|-------|
| | M | KV | SUMMA | M | KV | SUMMA | M | KV | SUMMA | IN | UT | NETTO | M | KV | SUMMA |
| A-REGION 10 NORRKÖPING | | | | | | | | | | | | | | | |
| - 4 | 276 | 259 | 535 | 276 | 239 | 515 | | 20 | 20 | 120 | 131 | -11 | 557 | 522 | 1079 |
| 5- 9 | 194 | 179 | 373 | 228 | 216 | 444 | -34 | -37 | -71 | 71 | 146 | -75 | 369 | 363 | 732 |
| 10-14 | 130 | 133 | 263 | 143 | 139 | 282 | -13 | -6 | -19 | 49 | 74 | -25 | 255 | 261 | 516 |
| 15-19 | 155 | 174 | 329 | 140 | 214 | 354 | 15 | -40 | -25 | 82 | 86 | -4 | 372 | 609 | 981 |
| 20-24 | 363 | 418 | 781 | 437 | 532 | 969 | -74 | -114 | -188 | 171 | 165 | 6 | 1091 | 1165 | 2256 |
| 25-29 | 511 | 447 | 958 | 546 | 423 | 969 | -35 | 24 | -11 | 191 | 219 | -28 | 1101 | 752 | 1853 |
| 30-34 | 341 | 212 | 553 | 329 | 258 | 587 | 12 | -46 | -34 | 75 | 134 | -59 | 720 | 399 | 1119 |
| 35-39 | 152 | 125 | 277 | 197 | 120 | 317 | -45 | 5 | -40 | 45 | 93 | -48 | 365 | 244 | 609 |
| 40-44 | 109 | 101 | 210 | 104 | 82 | 186 | 5 | 19 | 24 | 35 | 58 | -23 | 265 | 204 | 469 |
| 45-49 | 98 | 73 | 171 | 91 | 85 | 176 | 7 | -12 | -5 | 26 | 50 | -24 | 249 | 185 | 434 |
| 50-54 | 79 | 68 | 147 | 63 | 51 | 114 | 16 | 17 | 33 | 11 | 22 | -11 | 196 | 168 | 364 |
| 55-59 | 48 | 47 | 95 | 47 | 61 | 108 | 1 | -14 | -13 | 5 | 11 | -6 | 154 | 155 | 309 |
| 60-64 | 26 | 35 | 61 | 41 | 53 | 94 | -15 | -18 | -33 | 4 | 5 | -1 | 140 | 147 | 287 |
| 65-69 | 41 | 25 | 66 | 47 | 42 | 89 | -6 | -17 | -23 | 7 | 3 | 4 | 147 | 152 | 299 |
| 70-74 | 16 | 23 | 39 | 19 | 26 | 45 | -3 | -3 | -6 | 6 | 1 | 5 | 78 | 119 | 197 |
| 75-79 | 4 | 9 | 13 | 6 | 16 | 22 | -2 | -7 | -9 | 2 | 2 | | 52 | 72 | 124 |
| 80-84 | 3 | 9 | 12 | 5 | 1 | 6 | -2 | 8 | 6 | | | | 34 | 45 | 79 |
| 85- | 2 | 3 | 5 | 3 | 4 | 7 | -1 | -1 | -2 | | 2 | -2 | 23 | 33 | 56 |
| SUMMA | 2548 | 2340 | 4888 | 2722 | 2562 | 5284 | -174 | -222 | -396 | 900 | 1202 | -302 | 6168 | 5595 | 11763 |
| A-REGION 11 JÖNKÖPING | | | | | | | | | | | | | | | |
| - 4 | 283 | 252 | 535 | 229 | 227 | 456 | 54 | 25 | 79 | 110 | 92 | 18 | 450 | 382 | 832 |
| 5- 9 | 179 | 184 | 363 | 169 | 184 | 353 | 10 | 10 | 20 | 57 | 50 | 7 | 261 | 250 | 511 |
| 10-14 | 116 | 113 | 229 | 119 | 121 | 240 | -3 | -8 | -11 | 41 | 46 | -5 | 160 | 151 | 311 |
| 15-19 | 120 | 188 | 308 | 123 | 182 | 305 | -3 | 6 | 3 | 52 | 40 | 12 | 178 | 348 | 526 |
| 20-24 | 351 | 490 | 841 | 360 | 501 | 861 | -9 | -11 | -20 | 132 | 103 | 29 | 644 | 772 | 1416 |
| 25-29 | 442 | 376 | 818 | 425 | 370 | 795 | 17 | 6 | 23 | 95 | 149 | -54 | 691 | 586 | 1277 |
| 30-34 | 306 | 253 | 559 | 252 | 226 | 478 | 54 | 27 | 81 | 77 | 78 | -1 | 457 | 328 | 785 |
| 35-39 | 138 | 124 | 262 | 140 | 117 | 257 | -2 | 7 | 5 | 35 | 43 | -8 | 229 | 155 | 384 |
| 40-44 | 88 | 76 | 164 | 89 | 72 | 161 | -1 | 4 | 3 | 21 | 23 | -2 | 140 | 116 | 246 |
| 45-49 | 88 | 81 | 169 | 51 | 50 | 101 | 37 | 31 | 68 | 19 | 11 | 8 | 131 | 116 | 247 |
| 50-54 | 63 | 62 | 125 | 43 | 36 | 79 | 20 | 26 | 46 | 9 | 9 | | 97 | 80 | 177 |
| 55-59 | 49 | 42 | 91 | 27 | 29 | 56 | 22 | 13 | 35 | 8 | 4 | 4 | 68 | 84 | 152 |
| 60-64 | 33 | 48 | 81 | 24 | 36 | 60 | 9 | 12 | 21 | 4 | 8 | -4 | 73 | 90 | 163 |
| 65-69 | 42 | 40 | 82 | 34 | 26 | 60 | 8 | 14 | 22 | 5 | 3 | 2 | 63 | 67 | 130 |
| 70-74 | 12 | 18 | 30 | 11 | 16 | 27 | 1 | 2 | 3 | 1 | 3 | -2 | 36 | 48 | 84 |
| 75-79 | 11 | 17 | 28 | 3 | 12 | 15 | 8 | 5 | 13 | 1 | 2 | -1 | 26 | 30 | 56 |
| 80-84 | 3 | 4 | 7 | 2 | 6 | 8 | 1 | -2 | -1 | 1 | 1 | | 22 | 25 | 47 |
| 85- | 1 | 5 | 6 | 1 | 3 | 4 | | 2 | 2 | 2 | 1 | 1 | 9 | 26 | 35 |
| SUMMA | 2325 | 2373 | 4698 | 2102 | 2214 | 4316 | 223 | 159 | 382 | 670 | 666 | 4 | 3735 | 3644 | 7379 |
| A-REGION 12 TRANÅRS | | | | | | | | | | | | | | | |
| - 4 | 52 | 47 | 99 | 45 | 41 | 86 | 7 | 6 | 13 | 18 | 1 | 17 | 48 | 41 | 89 |
| 5- 9 | 40 | 46 | 86 | 29 | 29 | 58 | 11 | 17 | 28 | 8 | 4 | 4 | 29 | 36 | 65 |
| 10-14 | 32 | 31 | 63 | 22 | 18 | 40 | 10 | 13 | 23 | 7 | 6 | 1 | 13 | 14 | 27 |
| 15-19 | 30 | 43 | 73 | 32 | 62 | 94 | -2 | -19 | -21 | 2 | 2 | | 17 | 31 | 48 |
| 20-24 | 55 | 97 | 152 | 98 | 125 | 223 | -43 | -28 | -71 | 14 | 5 | 9 | 42 | 63 | 105 |
| 25-29 | 78 | 66 | 144 | 87 | 67 | 154 | -9 | -1 | -10 | 10 | 5 | 5 | 57 | 51 | 108 |
| 30-34 | 52 | 50 | 102 | 59 | 41 | 100 | -7 | 9 | 2 | 10 | 5 | 5 | 40 | 24 | 64 |
| 35-39 | 29 | 29 | 58 | 15 | 18 | 33 | 14 | 11 | 25 | 5 | 1 | 4 | 11 | 11 | 22 |
| 40-44 | 25 | 23 | 48 | 23 | 13 | 36 | 2 | 10 | 12 | 5 | 7 | -2 | 16 | 15 | 31 |
| 45-49 | 21 | 9 | 30 | 19 | 12 | 31 | 2 | -3 | -1 | 3 | 4 | -1 | 13 | 8 | 21 |
| 50-54 | 9 | 13 | 22 | 14 | 10 | 24 | -5 | 3 | -2 | 3 | | 3 | 8 | 6 | 14 |
| 55-59 | 12 | 21 | 33 | 11 | 11 | 22 | 1 | 10 | 11 | 1 | 1 | | 8 | 9 | 17 |
| 60-64 | 10 | 15 | 25 | 6 | 12 | 18 | 4 | 3 | 7 | 1 | | 1 | 9 | 11 | 20 |
| 65-69 | 23 | 13 | 36 | 11 | 10 | 21 | 12 | 3 | 15 | | 1 | -1 | 9 | 7 | 16 |
| 70-74 | 9 | 7 | 16 | 3 | 6 | 9 | 6 | 1 | 7 | | | | 6 | 6 | 12 |
| 75-79 | 4 | 2 | 6 | 5 | 5 | 10 | -1 | -3 | -4 | 1 | 1 | | 4 | 10 | 14 |
| 80-84 | 2 | 1 | 3 | | 4 | 4 | 2 | -3 | -1 | | | | 5 | 5 | 10 |
| 85- | | 1 | 1 | 2 | 1 | 3 | -2 | | -2 | | | | 1 | 1 | 2 |
| SUMMA | 483 | 514 | 997 | 481 | 485 | 966 | 2 | 29 | 31 | 88 | 42 | 46 | 336 | 349 | 685 |

Tabell 5 (forts) Flyttningar efter kön, ålder och medborgarskap för A-regioner 1975

| ÅLDER VID ÅRETS SLUT | INFLYTTNING | | | UTFLYTTNING | | | NETTOINFLYTTNING | | | OMFLYTTNING AV UTLÄNNINGAR | | | FLYTTNINGAR INOM OMRÅDET | | |
|-----------------------------------|-------------|------|-------|-------------|------|-------|------------------|------|-------|-------------------------------|-----|-------|-----------------------------|------|-------|
| | M | KV | SUMMA | M | KV | SUMMA | M | KV | SUMMA | IN | UT | NETTO | M | KV | SUMMA |
| A-REGION 13 EKSJÖ/NÄSSJÖ/VETLANDA | | | | | | | | | | | | | | | |
| - 4 | 130 | 125 | 255 | 112 | 134 | 246 | 18 | -9 | 9 | 43 | 34 | 9 | 145 | 134 | 279 |
| 5- 9 | 100 | 96 | 196 | 95 | 80 | 175 | 5 | 16 | 21 | 30 | 32 | -2 | 90 | 68 | 158 |
| 10-14 | 53 | 50 | 103 | 61 | 62 | 123 | -8 | -12 | -20 | 10 | 20 | -10 | 45 | 53 | 98 |
| 15-19 | 62 | 105 | 167 | 89 | 157 | 246 | -27 | -52 | -79 | 19 | 20 | -1 | 69 | 125 | 194 |
| 20-24 | 171 | 244 | 415 | 308 | 386 | 694 | -137 | -142 | -279 | 39 | 42 | -3 | 205 | 228 | 433 |
| 25-29 | 199 | 177 | 376 | 269 | 183 | 452 | -70 | -6 | -76 | 65 | 52 | 13 | 221 | 164 | 385 |
| 30-34 | 130 | 105 | 235 | 147 | 113 | 260 | -17 | -8 | -25 | 34 | 34 | 0 | 133 | 87 | 220 |
| 35-39 | 59 | 51 | 110 | 63 | 63 | 126 | -4 | -12 | -16 | 13 | 25 | -12 | 59 | 47 | 106 |
| 40-44 | 46 | 34 | 80 | 51 | 44 | 95 | -5 | -10 | -15 | 12 | 19 | -7 | 37 | 28 | 65 |
| 45-49 | 27 | 30 | 57 | 39 | 28 | 67 | -12 | 2 | -10 | 7 | 11 | -4 | 37 | 20 | 57 |
| 50-54 | 21 | 28 | 49 | 30 | 39 | 69 | -9 | -11 | -20 | 3 | 4 | -1 | 27 | 32 | 59 |
| 55-59 | 21 | 24 | 45 | 33 | 38 | 71 | -12 | -14 | -26 | | 3 | -3 | 24 | 15 | 39 |
| 60-64 | 15 | 28 | 43 | 25 | 54 | 79 | -10 | -1 | -11 | | 5 | -5 | 23 | 25 | 48 |
| 65-69 | 21 | 18 | 39 | 23 | 24 | 47 | -2 | -6 | -8 | 1 | 1 | 0 | 21 | 22 | 43 |
| 70-74 | 6 | 12 | 18 | 14 | 7 | 21 | -8 | 5 | -3 | 1 | 2 | -1 | 21 | 14 | 35 |
| 75-79 | 5 | 6 | 11 | 6 | 8 | 14 | -1 | -2 | -3 | 2 | 2 | 0 | 11 | 14 | 25 |
| 80-84 | 2 | 4 | 6 | 3 | 3 | 6 | -1 | 1 | 0 | 1 | | 1 | 16 | 16 | 32 |
| 85- | 2 | 1 | 3 | 2 | 1 | 3 | | | | | | | 3 | 6 | 9 |
| SUMMA | 1070 | 1138 | 2208 | 1370 | 1399 | 2769 | -300 | -261 | -561 | 280 | 306 | -26 | 1187 | 1098 | 2285 |
| A-REGION 14 VÄRNAMO | | | | | | | | | | | | | | | |
| - 4 | 160 | 152 | 312 | 119 | 129 | 248 | 41 | 23 | 64 | 115 | 61 | 54 | 107 | 124 | 231 |
| 5- 9 | 125 | 110 | 235 | 94 | 75 | 169 | 31 | 35 | 66 | 78 | 57 | 21 | 73 | 53 | 126 |
| 10-14 | 78 | 70 | 148 | 72 | 57 | 129 | 6 | 13 | 19 | 46 | 45 | 1 | 31 | 30 | 61 |
| 15-19 | 107 | 125 | 232 | 92 | 127 | 219 | 15 | -2 | 13 | 81 | 58 | 23 | 39 | 117 | 156 |
| 20-24 | 222 | 291 | 513 | 235 | 300 | 535 | -13 | -9 | -22 | 101 | 129 | 62 | 135 | 221 | 356 |
| 25-29 | 250 | 189 | 439 | 220 | 175 | 395 | 30 | 14 | 44 | 153 | 106 | 47 | 161 | 136 | 297 |
| 30-34 | 130 | 101 | 231 | 142 | 93 | 235 | -12 | 8 | -4 | 62 | 60 | 2 | 92 | 52 | 144 |
| 35-39 | 78 | 55 | 133 | 77 | 47 | 124 | 1 | 8 | 9 | 48 | 49 | -1 | 49 | 31 | 80 |
| 40-44 | 46 | 42 | 88 | 49 | 35 | 84 | -3 | 7 | 4 | 27 | 33 | -6 | 26 | 25 | 51 |
| 45-49 | 44 | 26 | 70 | 43 | 20 | 63 | 1 | 6 | 7 | 25 | 27 | -2 | 36 | 17 | 53 |
| 50-54 | 17 | 18 | 35 | 26 | 26 | 52 | -9 | -8 | -17 | 10 | 11 | -1 | 24 | 18 | 42 |
| 55-59 | 22 | 15 | 37 | 19 | 22 | 41 | 3 | -7 | -4 | 6 | 5 | 1 | 14 | 16 | 30 |
| 60-64 | 12 | 14 | 26 | 19 | 17 | 36 | -7 | -3 | -10 | 3 | 5 | -2 | 12 | 11 | 23 |
| 65-69 | 12 | 18 | 30 | 16 | 13 | 29 | -4 | 5 | 1 | 9 | 7 | 2 | 11 | 10 | 21 |
| 70-74 | 5 | 6 | 11 | 9 | 15 | 24 | -4 | -9 | -13 | 1 | 1 | 0 | 8 | 6 | 14 |
| 75-79 | 6 | 6 | 12 | 3 | 4 | 7 | 3 | 2 | 5 | 2 | | 2 | 8 | 6 | 14 |
| 80-84 | 3 | 3 | 6 | 1 | 1 | 2 | 2 | 2 | 4 | 1 | | 1 | 2 | 9 | 11 |
| 85- | 4 | 3 | 7 | 1 | 1 | 2 | 3 | 3 | 6 | 2 | | 2 | 7 | 6 | 13 |
| SUMMA | 1321 | 1244 | 2565 | 1237 | 1156 | 2393 | 84 | 88 | 172 | 860 | 654 | 206 | 835 | 888 | 1723 |
| A-REGION 15 LJUNGBY | | | | | | | | | | | | | | | |
| - 4 | 97 | 85 | 182 | 68 | 60 | 128 | 29 | 25 | 54 | 57 | 36 | 21 | 56 | 56 | 112 |
| 5- 9 | 43 | 58 | 101 | 53 | 59 | 112 | -10 | -1 | -11 | 34 | 38 | -4 | 33 | 41 | 74 |
| 10-14 | 43 | 36 | 79 | 36 | 30 | 66 | 7 | 6 | 13 | 33 | 18 | 15 | 28 | 23 | 51 |
| 15-19 | 55 | 61 | 116 | 58 | 72 | 130 | -3 | -11 | -14 | 29 | 17 | 12 | 24 | 74 | 98 |
| 20-24 | 134 | 162 | 296 | 136 | 189 | 325 | -2 | -27 | -29 | 81 | 56 | 25 | 67 | 94 | 161 |
| 25-29 | 127 | 125 | 252 | 130 | 87 | 217 | -3 | 38 | 35 | 60 | 42 | 18 | 103 | 63 | 166 |
| 30-34 | 84 | 57 | 141 | 70 | 61 | 131 | 14 | -4 | 10 | 46 | 31 | 15 | 50 | 34 | 84 |
| 35-39 | 54 | 39 | 93 | 56 | 29 | 85 | -2 | 10 | 8 | 32 | 30 | 2 | 21 | 15 | 36 |
| 40-44 | 36 | 25 | 61 | 28 | 25 | 53 | 8 | | 8 | 20 | 19 | 1 | 16 | 17 | 33 |
| 45-49 | 20 | 20 | 40 | 16 | 16 | 32 | 4 | 4 | 8 | 7 | 8 | -1 | 12 | 13 | 25 |
| 50-54 | 25 | 23 | 48 | 21 | 16 | 37 | 4 | 7 | 11 | 11 | 5 | 6 | 14 | 17 | 31 |
| 55-59 | 14 | 17 | 31 | 12 | 15 | 27 | 2 | 2 | 4 | 5 | 3 | 2 | 11 | 9 | 20 |
| 60-64 | 10 | 15 | 25 | 13 | 14 | 27 | -3 | 1 | -2 | 3 | 1 | 2 | 11 | 6 | 17 |
| 65-69 | 10 | 8 | 18 | 7 | 10 | 17 | 3 | -2 | 1 | 1 | 1 | -1 | 8 | 9 | 17 |
| 70-74 | 6 | 7 | 13 | 5 | 7 | 12 | 1 | | 1 | 2 | 3 | -1 | 5 | 8 | 13 |
| 75-79 | 3 | 3 | 6 | 2 | 5 | 7 | 1 | -2 | -1 | 1 | 1 | | 6 | 6 | 12 |
| 80-84 | 3 | 1 | 4 | 2 | 1 | 3 | 1 | | 1 | | | | 3 | 3 | 6 |
| 85- | 1 | 1 | 2 | 1 | 1 | 2 | | | | 1 | | 1 | 1 | 5 | 6 |
| SUMMA | 764 | 743 | 1507 | 713 | 697 | 1410 | 51 | 46 | 97 | 422 | 309 | 113 | 466 | 493 | 959 |

| ÅLDER VID BRETS SLUT | INFLYTTNING | | | UTFLYTTNING | | | NETTOINFLYTTNING | | | OMFLYTTNING AV UTLÄNNINGAR | | | FLYTTNINGAR INOM OMRÅDET | | |
|--------------------------------|-------------|------|-------|-------------|------|-------|------------------|-----|-------|-------------------------------|------|-------|-----------------------------|------|-------|
| | M | KV | SUMMA | M | KV | SUMMA | M | KV | SUMMA | IN | UT | NETTO | M | KV | SUMMA |
| A-REGION 16 VÄXJÖ | | | | | | | | | | | | | | | |
| - 4 | 271 | 279 | 550 | 256 | 224 | 480 | 15 | 55 | 70 | 211 | 136 | 75 | 270 | 275 | 545 |
| 5- 9 | 201 | 218 | 419 | 179 | 174 | 353 | 22 | 44 | 66 | 134 | 120 | 14 | 163 | 167 | 330 |
| 10-14 | 132 | 136 | 268 | 131 | 143 | 274 | 1 | -7 | -6 | 89 | 86 | 3 | 78 | 92 | 170 |
| 15-19 | 131 | 186 | 317 | 126 | 183 | 309 | 5 | 3 | 8 | 84 | 57 | 27 | 127 | 282 | 409 |
| 20-24 | 401 | 493 | 894 | 410 | 512 | 922 | -9 | -19 | -28 | 263 | 175 | 88 | 453 | 543 | 996 |
| 25-29 | 494 | 377 | 871 | 475 | 392 | 867 | 19 | -15 | 4 | 229 | 197 | 32 | 468 | 345 | 813 |
| 30-34 | 296 | 210 | 506 | 290 | 207 | 497 | 6 | 3 | 9 | 148 | 147 | 1 | 252 | 158 | 410 |
| 35-39 | 156 | 132 | 288 | 144 | 119 | 263 | 12 | 13 | 25 | 90 | 79 | 11 | 109 | 90 | 199 |
| 40-44 | 92 | 83 | 175 | 85 | 61 | 146 | 7 | 22 | 29 | 49 | 47 | 2 | 66 | 49 | 115 |
| 45-49 | 66 | 40 | 106 | 85 | 60 | 145 | -19 | -20 | -39 | 21 | 42 | -21 | 51 | 53 | 104 |
| 50-54 | 68 | 48 | 116 | 62 | 49 | 111 | 6 | -1 | 5 | 33 | 27 | 6 | 46 | 43 | 89 |
| 55-59 | 37 | 44 | 81 | 26 | 25 | 51 | 11 | 19 | 30 | 10 | 12 | -2 | 40 | 41 | 81 |
| 60-64 | 22 | 30 | 52 | 22 | 29 | 51 | | 1 | 1 | 4 | 7 | -3 | 43 | 26 | 69 |
| 65-69 | 32 | 30 | 62 | 32 | 24 | 56 | | 6 | 6 | 3 | 4 | -1 | 39 | 31 | 70 |
| 70-74 | 13 | 28 | 41 | 13 | 14 | 27 | | 14 | 14 | 6 | 7 | -1 | 18 | 26 | 44 |
| 75-79 | 7 | 13 | 20 | 8 | 11 | 19 | -1 | 2 | 1 | 3 | 1 | 2 | 19 | 18 | 37 |
| 80-84 | 4 | 10 | 14 | 6 | 5 | 11 | -2 | 5 | 3 | 2 | 1 | 1 | 8 | 19 | 27 |
| 85- | 2 | 5 | 7 | | 3 | 3 | 2 | 2 | 4 | 1 | 1 | | 2 | 8 | 10 |
| SUMMA | 2425 | 2362 | 4787 | 2350 | 2235 | 4585 | 75 | 127 | 202 | 1380 | 1146 | 234 | 2252 | 2266 | 4518 |
| A-REGION 17 VÄSTERVIK | | | | | | | | | | | | | | | |
| - 4 | 61 | 78 | 139 | 71 | 80 | 151 | -10 | -2 | -12 | 25 | 35 | -10 | 38 | 17 | 55 |
| 5- 9 | 54 | 34 | 88 | 42 | 67 | 109 | 12 | -33 | -21 | 12 | 22 | -10 | 22 | 12 | 34 |
| 10-14 | 39 | 45 | 84 | 30 | 29 | 59 | 9 | 16 | 25 | 13 | 15 | -2 | 17 | 23 | 40 |
| 15-19 | 43 | 80 | 123 | 32 | 65 | 97 | 11 | 15 | 26 | 34 | 14 | 20 | 21 | 57 | 78 |
| 20-24 | 123 | 148 | 271 | 166 | 184 | 350 | -43 | -36 | -79 | 40 | 45 | -5 | 89 | 92 | 181 |
| 25-29 | 132 | 101 | 233 | 143 | 131 | 274 | -11 | -30 | -41 | 37 | 53 | -16 | 77 | 46 | 123 |
| 30-34 | 75 | 63 | 138 | 86 | 55 | 141 | -11 | 8 | -3 | 19 | 18 | 1 | 34 | 20 | 54 |
| 35-39 | 46 | 30 | 76 | 40 | 31 | 71 | 6 | -1 | 5 | 15 | 16 | -1 | 20 | 16 | 36 |
| 40-44 | 32 | 29 | 61 | 27 | 19 | 46 | 5 | 10 | 15 | 13 | 6 | 7 | 9 | 8 | 17 |
| 45-49 | 23 | 18 | 41 | 17 | 8 | 25 | 6 | 10 | 16 | 8 | 1 | 7 | 16 | 9 | 25 |
| 50-54 | 16 | 12 | 28 | 7 | 10 | 17 | 9 | 2 | 11 | 4 | 1 | 3 | 12 | 12 | 24 |
| 55-59 | 13 | 15 | 28 | 4 | 9 | 13 | 9 | 6 | 15 | 2 | 2 | | 13 | 12 | 25 |
| 60-64 | 15 | 12 | 27 | 15 | 14 | 29 | | -2 | -2 | | 5 | -5 | 8 | 10 | 18 |
| 65-69 | 18 | 8 | 26 | 13 | 11 | 24 | 5 | -3 | 2 | | 1 | -1 | 12 | 8 | 20 |
| 70-74 | 2 | 7 | 9 | 9 | 10 | 19 | -7 | -3 | -10 | | 3 | -3 | 6 | 11 | 17 |
| 75-79 | 1 | | 1 | 3 | 6 | 9 | -2 | -6 | -8 | | 2 | -2 | 7 | 8 | 15 |
| 80-84 | | 1 | 1 | | 3 | 3 | | -2 | -2 | | 1 | | 4 | 6 | 10 |
| 85- | 1 | 2 | 3 | | 1 | 1 | 1 | 1 | 2 | | 1 | | 1 | 4 | 5 |
| SUMMA | 694 | 683 | 1377 | 705 | 733 | 1438 | -11 | -50 | -61 | 224 | 240 | -16 | 406 | 371 | 777 |
| A-REGION 18 HULTSFRED/VIMMERBY | | | | | | | | | | | | | | | |
| - 4 | 84 | 90 | 174 | 55 | 62 | 117 | 29 | 28 | 57 | 55 | 26 | 29 | 33 | 32 | 65 |
| 5- 9 | 75 | 48 | 123 | 58 | 36 | 94 | 17 | 12 | 29 | 48 | 29 | 19 | 18 | 20 | 38 |
| 10-14 | 32 | 48 | 80 | 37 | 40 | 77 | -5 | 8 | 3 | 23 | 12 | 11 | 15 | 22 | 37 |
| 15-19 | 52 | 70 | 122 | 34 | 94 | 128 | 18 | -24 | -6 | 29 | 15 | 14 | 10 | 54 | 64 |
| 20-24 | 102 | 132 | 234 | 148 | 169 | 317 | -46 | -37 | -83 | 47 | 29 | 18 | 66 | 68 | 134 |
| 25-29 | 121 | 84 | 205 | 115 | 84 | 199 | 6 | | 6 | 39 | 25 | 14 | 53 | 44 | 97 |
| 30-34 | 67 | 43 | 110 | 61 | 48 | 109 | 6 | -5 | 1 | 31 | 21 | 10 | 38 | 22 | 60 |
| 35-39 | 33 | 37 | 70 | 42 | 29 | 71 | -9 | 8 | -1 | 12 | 11 | 1 | 23 | 16 | 39 |
| 40-44 | 25 | 19 | 44 | 28 | 19 | 47 | -3 | | -3 | 9 | 10 | -1 | 12 | 14 | 26 |
| 45-49 | 25 | 19 | 44 | 20 | 11 | 31 | 5 | 8 | 13 | 13 | 7 | 6 | 10 | 11 | 21 |
| 50-54 | 16 | 11 | 27 | 14 | 14 | 28 | 2 | -3 | -1 | 4 | 2 | 2 | 14 | 7 | 21 |
| 55-59 | 8 | 8 | 16 | 12 | 14 | 26 | -4 | -6 | -10 | 2 | 1 | 1 | 6 | 7 | 13 |
| 60-64 | 10 | 15 | 25 | 10 | 11 | 21 | | 4 | 4 | 1 | | 1 | 8 | 8 | 16 |
| 65-69 | 9 | 13 | 22 | 10 | 6 | 16 | -1 | 7 | 6 | 1 | | 1 | 12 | 12 | 24 |
| 70-74 | 9 | 3 | 12 | 6 | 9 | 15 | 3 | -6 | -3 | | | | 7 | 8 | 15 |
| 75-79 | 2 | 4 | 6 | 3 | 1 | 4 | -1 | 3 | 2 | | | | 5 | 6 | 11 |
| 80-84 | 1 | 1 | 2 | 3 | 1 | 4 | -2 | | -2 | | | | 2 | 5 | 7 |
| 85- | 3 | 1 | 4 | 2 | | 2 | 1 | 1 | 2 | | 1 | | 2 | 1 | 3 |
| SUMMA | 674 | 646 | 1320 | 658 | 648 | 1306 | 16 | -2 | 14 | 315 | 188 | 127 | 334 | 357 | 691 |

Tabell 5 (forts) Flyttningar efter kön, ålder och medborgarskap för A-regioner 1975

| ÅLDER VID ÅRETS SLUT | INFLYTTNING | | | UTFLYTTNING | | | NETTOINFLYTTNING | | | OMFLYTTNING AV UTLÄNNINGAR | | | FLYTTNINGAR INOM OMRÅDET | | |
|---------------------------------|-------------|-------------|-------------|-------------|-------------|-------------|------------------|------------|------------|-------------------------------|------------|-----------|-----------------------------|-------------|-------------|
| | M | KV | SUMMA | M | KV | SUMMA | M | KV | SUMMA | IN | UT | NETTO | M | KV | SUMMA |
| A-REGION 19 OSKARSHAMN | | | | | | | | | | | | | | | |
| - 4 | 106 | 102 | 208 | 83 | 82 | 165 | 23 | 20 | 43 | 51 | 41 | 10 | 89 | 82 | 171 |
| 5- 9 | 62 | 71 | 133 | 67 | 62 | 129 | -5 | 9 | 4 | 28 | 29 | -1 | 45 | 60 | 105 |
| 10-14 | 56 | 63 | 119 | 43 | 42 | 85 | 13 | 21 | 34 | 24 | 16 | 8 | 33 | 37 | 70 |
| 15-19 | 36 | 75 | 111 | 43 | 79 | 122 | -7 | -4 | -11 | 10 | 14 | -4 | 40 | 106 | 146 |
| 20-24 | 138 | 169 | 307 | 141 | 199 | 340 | -3 | -30 | -33 | 42 | 27 | 15 | 119 | 140 | 259 |
| 25-29 | 151 | 140 | 291 | 134 | 121 | 255 | 17 | 19 | 36 | 53 | 37 | 16 | 134 | 91 | 225 |
| 30-34 | 81 | 82 | 163 | 103 | 76 | 179 | -22 | 6 | -16 | 23 | 47 | -24 | 80 | 65 | 145 |
| 35-39 | 64 | 49 | 113 | 57 | 36 | 93 | 7 | 13 | 20 | 25 | 31 | -6 | 38 | 33 | 71 |
| 40-44 | 38 | 23 | 61 | 37 | 34 | 71 | 1 | -11 | -10 | 14 | 22 | -8 | 32 | 22 | 54 |
| 45-49 | 29 | 15 | 44 | 24 | 14 | 38 | 5 | 1 | 6 | 7 | 13 | -6 | 28 | 21 | 49 |
| 50-54 | 18 | 12 | 30 | 17 | 17 | 34 | 1 | -5 | -4 | 6 | 1 | 5 | 21 | 17 | 38 |
| 55-59 | 12 | 14 | 26 | 13 | 9 | 22 | -1 | 5 | 4 | 2 | 7 | -5 | 19 | 12 | 31 |
| 60-64 | 14 | 11 | 25 | 11 | 16 | 27 | 3 | -5 | -2 | 1 | 3 | -2 | 11 | 8 | 19 |
| 65-69 | 11 | 11 | 22 | 14 | 15 | 29 | -3 | -4 | -7 | 1 | 1 | | 16 | 11 | 27 |
| 70-74 | 3 | 10 | 13 | 7 | 9 | 16 | -4 | 1 | -3 | 2 | | 2 | 12 | 6 | 18 |
| 75-79 | 2 | 6 | 8 | 2 | 6 | 8 | | | | 1 | 1 | | 3 | 9 | 12 |
| 80-84 | 4 | 2 | 6 | 2 | 2 | 4 | 2 | | 2 | 1 | | 1 | 3 | 5 | 8 |
| 85- | 1 | | 1 | 3 | 3 | 6 | -2 | -3 | -5 | | | | 1 | 1 | 2 |
| SUMMA | 826 | 855 | 1681 | 801 | 822 | 1623 | 25 | 33 | 58 | 291 | 290 | 1 | 724 | 726 | 1450 |
| A-REGION 20 KALMAR/NYBRO | | | | | | | | | | | | | | | |
| - 4 | 176 | 197 | 373 | 156 | 124 | 280 | 20 | 73 | 93 | 51 | 42 | 9 | 275 | 283 | 558 |
| 5- 9 | 144 | 133 | 277 | 95 | 103 | 198 | 49 | 30 | 79 | 36 | 44 | -8 | 203 | 179 | 382 |
| 10-14 | 101 | 84 | 185 | 76 | 70 | 146 | 25 | 14 | 39 | 26 | 20 | 6 | 116 | 116 | 232 |
| 15-19 | 77 | 124 | 201 | 81 | 146 | 227 | -4 | -22 | -26 | 31 | 22 | 9 | 134 | 237 | 371 |
| 20-24 | 257 | 344 | 601 | 278 | 417 | 695 | -21 | -73 | -94 | 66 | 36 | 30 | 381 | 509 | 890 |
| 25-29 | 310 | 283 | 593 | 263 | 208 | 471 | 47 | 75 | 122 | 53 | 52 | 1 | 538 | 394 | 932 |
| 30-34 | 185 | 170 | 355 | 144 | 120 | 264 | 41 | 50 | 91 | 35 | 33 | 2 | 296 | 202 | 498 |
| 35-39 | 121 | 88 | 209 | 92 | 73 | 165 | 29 | 15 | 44 | 23 | 28 | -5 | 148 | 122 | 270 |
| 40-44 | 72 | 47 | 119 | 63 | 36 | 99 | 9 | 11 | 20 | 21 | 19 | 2 | 92 | 72 | 164 |
| 45-49 | 36 | 35 | 71 | 45 | 29 | 74 | -9 | 6 | -3 | 13 | 16 | -3 | 64 | 59 | 123 |
| 50-54 | 39 | 47 | 86 | 31 | 34 | 65 | 8 | 13 | 21 | 3 | 9 | -6 | 64 | 55 | 119 |
| 55-59 | 38 | 44 | 82 | 25 | 29 | 54 | 13 | 15 | 28 | 4 | 4 | | 50 | 64 | 114 |
| 60-64 | 42 | 48 | 90 | 16 | 28 | 44 | 26 | 20 | 46 | 7 | 3 | 4 | 50 | 66 | 116 |
| 65-69 | 38 | 26 | 64 | 25 | 22 | 47 | 13 | 4 | 17 | 2 | 2 | | 49 | 42 | 91 |
| 70-74 | 16 | 19 | 35 | 12 | 18 | 30 | 4 | 1 | 5 | 3 | 3 | | 33 | 29 | 62 |
| 75-79 | 7 | 7 | 14 | 6 | 9 | 15 | 1 | -2 | -1 | 4 | 1 | 3 | 17 | 14 | 31 |
| 80-84 | 4 | 5 | 9 | 2 | 1 | 3 | 2 | 4 | 6 | | 1 | -1 | 8 | 11 | 19 |
| 85- | | 1 | 1 | 1 | | 1 | -1 | 1 | | | | | 9 | 10 | 19 |
| SUMMA | 1663 | 1702 | 3365 | 1411 | 1467 | 2878 | 252 | 235 | 487 | 378 | 335 | 43 | 2527 | 2464 | 4991 |
| A-REGION 21 VISBY | | | | | | | | | | | | | | | |
| - 4 | 71 | 76 | 147 | 41 | 41 | 82 | 30 | 35 | 65 | 18 | 7 | 11 | 135 | 109 | 244 |
| 5- 9 | 55 | 46 | 101 | 37 | 30 | 67 | 18 | 16 | 34 | 8 | 2 | 6 | 86 | 89 | 175 |
| 10-14 | 38 | 39 | 77 | 27 | 33 | 60 | 11 | 6 | 17 | 1 | 7 | -6 | 64 | 46 | 110 |
| 15-19 | 45 | 46 | 91 | 49 | 76 | 125 | -4 | -30 | -34 | 6 | 3 | 3 | 67 | 110 | 177 |
| 20-24 | 95 | 144 | 239 | 118 | 150 | 268 | -23 | -6 | -29 | 11 | 8 | 3 | 188 | 246 | 434 |
| 25-29 | 130 | 108 | 238 | 102 | 94 | 196 | 28 | 14 | 42 | 8 | 5 | 3 | 214 | 178 | 392 |
| 30-34 | 72 | 68 | 140 | 57 | 53 | 110 | 15 | 15 | 30 | 8 | 4 | 4 | 117 | 68 | 185 |
| 35-39 | 38 | 31 | 69 | 26 | 22 | 48 | 12 | 9 | 21 | 2 | 3 | -1 | 49 | 42 | 91 |
| 40-44 | 20 | 15 | 35 | 21 | 16 | 37 | -1 | -1 | -2 | 2 | 1 | 1 | 36 | 18 | 54 |
| 45-49 | 19 | 16 | 35 | 13 | 12 | 25 | 6 | 4 | 10 | 2 | 2 | | 31 | 27 | 58 |
| 50-54 | 12 | 13 | 25 | 16 | 14 | 30 | -4 | -1 | -5 | | 1 | -1 | 20 | 22 | 42 |
| 55-59 | 15 | 13 | 28 | 7 | 9 | 16 | 8 | 4 | 12 | 2 | | 2 | 24 | 20 | 44 |
| 60-64 | 11 | 10 | 21 | 4 | 11 | 15 | 7 | -1 | 6 | | | | 20 | 21 | 41 |
| 65-69 | 7 | 9 | 16 | 9 | 7 | 16 | -2 | 2 | | | | | 16 | 14 | 30 |
| 70-74 | 3 | 7 | 10 | 4 | 7 | 11 | -1 | | -1 | 2 | | 2 | 15 | 18 | 33 |
| 75-79 | 2 | 3 | 5 | 3 | 4 | 7 | -1 | -1 | -2 | | | | 11 | 7 | 18 |
| 80-84 | 1 | | 1 | | | 1 | 1 | | 1 | | | | 6 | 8 | 14 |
| 85- | | 1 | 1 | | 2 | 2 | | -1 | -1 | | | | 2 | 2 | 4 |
| SUMMA | 634 | 645 | 1279 | 534 | 581 | 1115 | 100 | 64 | 164 | 70 | 43 | 27 | 1101 | 1045 | 2146 |

| ÅLDER VID RETS SLUT | INFLYTTNING | | | UTFLYTTNING | | | NETTOINFLYTTNING | | | OMFLYTTNING AV UTLÄNNINGAR | | | FLYTTNINGAR INOM OMRÅDET | | |
|--------------------------|-------------|------|-------|-------------|------|-------|------------------|------|-------|-------------------------------|-----|-------|-----------------------------|------|-------|
| | M | KV | SUMMA | M | KV | SUMMA | M | KV | SUMMA | IN | UT | NETTO | M | KV | SUMMA |
| A-REGION 22 KARLSKRONA | | | | | | | | | | | | | | | |
| - 4 | 145 | 146 | 291 | 96 | 115 | 211 | 49 | 31 | 80 | 53 | 31 | 22 | 241 | 257 | 498 |
| 5- 9 | 94 | 107 | 201 | 85 | 62 | 147 | 9 | 45 | 54 | 33 | 25 | 8 | 150 | 155 | 305 |
| 10-14 | 68 | 86 | 154 | 47 | 44 | 91 | 21 | 42 | 63 | 45 | 13 | 32 | 92 | 91 | 183 |
| 15-19 | 291 | 110 | 401 | 182 | 118 | 300 | 109 | -8 | 101 | 46 | 26 | 20 | 139 | 251 | 390 |
| 20-24 | 236 | 268 | 504 | 306 | 286 | 592 | -70 | -18 | -88 | 76 | 46 | 30 | 359 | 414 | 773 |
| 25-29 | 248 | 180 | 428 | 230 | 163 | 393 | 18 | 17 | 35 | 68 | 46 | 22 | 398 | 292 | 690 |
| 30-34 | 164 | 137 | 301 | 120 | 74 | 194 | 44 | 63 | 107 | 57 | 24 | 33 | 235 | 163 | 398 |
| 35-39 | 94 | 61 | 155 | 62 | 45 | 107 | 32 | 16 | 48 | 35 | 26 | 9 | 100 | 90 | 190 |
| 40-44 | 78 | 44 | 122 | 43 | 32 | 75 | 35 | 12 | 47 | 31 | 18 | 13 | 74 | 69 | 143 |
| 45-49 | 54 | 34 | 88 | 36 | 26 | 62 | 18 | 8 | 26 | 26 | 16 | 10 | 68 | 48 | 116 |
| 50-54 | 30 | 25 | 55 | 25 | 24 | 49 | 5 | 1 | 6 | 9 | 7 | 2 | 59 | 49 | 108 |
| 55-59 | 24 | 25 | 49 | 15 | 27 | 42 | 9 | -2 | 7 | 3 | 1 | 2 | 49 | 50 | 99 |
| 60-64 | 15 | 24 | 39 | 20 | 30 | 50 | -5 | -6 | -11 | | 1 | -1 | 34 | 39 | 73 |
| 65-69 | 27 | 22 | 49 | 17 | 28 | 45 | 10 | -6 | 4 | 3 | 5 | -2 | 40 | 31 | 71 |
| 70-74 | 15 | 10 | 25 | 12 | 21 | 33 | 3 | -11 | -8 | 1 | 3 | -2 | 20 | 31 | 51 |
| 75-79 | 6 | 7 | 13 | 1 | 5 | 6 | 5 | 2 | 7 | 2 | | 2 | 10 | 11 | 21 |
| 80-84 | 3 | 3 | 6 | | 9 | 9 | 3 | -6 | -3 | 1 | 2 | -1 | 3 | 7 | 10 |
| 85- | | 3 | 3 | 2 | 3 | 5 | -2 | | -2 | 1 | | 1 | 3 | 6 | 9 |
| SUMMA | 1592 | 1292 | 2884 | 1299 | 1112 | 2411 | 293 | 180 | 473 | 490 | 290 | 200 | 2074 | 2054 | 4128 |
| A-REGION 23 KARLSHAMN | | | | | | | | | | | | | | | |
| - 4 | 91 | 119 | 210 | 130 | 134 | 264 | -39 | -15 | -54 | 73 | 103 | -30 | 117 | 104 | 221 |
| 5- 9 | 85 | 59 | 144 | 100 | 114 | 214 | -15 | -55 | -70 | 52 | 98 | -36 | 86 | 49 | 135 |
| 10-14 | 36 | 51 | 87 | 59 | 61 | 120 | -23 | -10 | -33 | 22 | 37 | -15 | 47 | 59 | 106 |
| 15-19 | 67 | 93 | 160 | 82 | 123 | 205 | -15 | -30 | -45 | 65 | 61 | 4 | 69 | 137 | 206 |
| 20-24 | 175 | 204 | 379 | 260 | 293 | 553 | -85 | -89 | -174 | 93 | 148 | -55 | 205 | 239 | 444 |
| 25-29 | 211 | 164 | 375 | 274 | 171 | 445 | -63 | -7 | -70 | 111 | 139 | -28 | 198 | 123 | 321 |
| 30-34 | 110 | 100 | 210 | 167 | 126 | 293 | -57 | -26 | -83 | 50 | 89 | -39 | 100 | 70 | 170 |
| 35-39 | 64 | 54 | 118 | 91 | 60 | 151 | -27 | -6 | -33 | 32 | 52 | -20 | 69 | 53 | 122 |
| 40-44 | 43 | 22 | 65 | 67 | 30 | 97 | -24 | -8 | -32 | 16 | 38 | -22 | 45 | 33 | 78 |
| 45-49 | 34 | 23 | 57 | 49 | 20 | 69 | -15 | 3 | -12 | 16 | 26 | -10 | 38 | 33 | 71 |
| 50-54 | 26 | 19 | 45 | 23 | 17 | 40 | 3 | 2 | 5 | 10 | 10 | | 32 | 23 | 55 |
| 55-59 | 13 | 17 | 30 | 12 | 15 | 27 | 1 | 2 | 3 | 3 | 4 | -1 | 25 | 13 | 38 |
| 60-64 | 12 | 13 | 25 | 9 | 20 | 29 | 3 | -7 | -4 | 4 | 5 | -1 | 16 | 15 | 31 |
| 65-69 | 11 | 19 | 30 | 21 | 18 | 39 | -10 | 1 | -9 | | 3 | -3 | 13 | 8 | 21 |
| 70-74 | 9 | 11 | 20 | 8 | 12 | 20 | 1 | -1 | | 2 | 1 | 1 | 9 | 6 | 15 |
| 75-79 | 3 | 5 | 8 | 4 | 1 | 5 | -1 | 4 | 3 | 1 | | 1 | 6 | 11 | 17 |
| 80-84 | | 4 | 4 | 2 | 4 | 6 | -2 | | -2 | 1 | | 1 | 4 | 1 | 5 |
| 85- | 1 | 4 | 5 | 1 | 4 | 5 | | | | | | -1 | 3 | 4 | 7 |
| SUMMA | 991 | 981 | 1972 | 1359 | 1223 | 2582 | -368 | -242 | -610 | 551 | 806 | -255 | 1082 | 981 | 2063 |
| A-REGION 24 KRISTIANSTAD | | | | | | | | | | | | | | | |
| - 4 | 172 | 180 | 352 | 148 | 143 | 291 | 24 | 37 | 61 | 73 | 60 | 13 | 269 | 209 | 478 |
| 5- 9 | 113 | 130 | 243 | 120 | 115 | 235 | -7 | 15 | 8 | 53 | 64 | -11 | 165 | 144 | 309 |
| 10-14 | 64 | 82 | 146 | 69 | 82 | 151 | -5 | | -5 | 31 | 29 | 2 | 83 | 106 | 189 |
| 15-19 | 73 | 159 | 232 | 77 | 120 | 197 | -4 | 39 | 35 | 35 | 34 | 1 | 110 | 229 | 339 |
| 20-24 | 292 | 424 | 716 | 269 | 392 | 661 | 23 | 32 | 55 | 97 | 90 | 17 | 399 | 417 | 816 |
| 25-29 | 314 | 267 | 581 | 319 | 254 | 573 | -5 | 13 | 8 | 79 | 80 | -1 | 413 | 329 | 742 |
| 30-34 | 204 | 144 | 348 | 164 | 154 | 318 | 40 | -10 | 30 | 57 | 62 | -5 | 244 | 176 | 420 |
| 35-39 | 104 | 80 | 184 | 108 | 67 | 175 | -4 | 13 | 9 | 30 | 46 | -16 | 118 | 79 | 197 |
| 40-44 | 62 | 43 | 105 | 61 | 49 | 110 | 1 | -6 | -5 | 18 | 19 | -1 | 67 | 46 | 113 |
| 45-49 | 39 | 37 | 76 | 50 | 36 | 86 | -11 | 1 | -10 | 16 | 13 | 3 | 56 | 49 | 105 |
| 50-54 | 55 | 34 | 89 | 27 | 32 | 59 | 28 | 2 | 30 | 13 | 13 | | 54 | 57 | 111 |
| 55-59 | 36 | 23 | 59 | 40 | 25 | 65 | -4 | -2 | -6 | 9 | 9 | | 52 | 37 | 89 |
| 60-64 | 30 | 31 | 61 | 16 | 22 | 38 | 14 | 9 | 23 | 3 | 3 | | 34 | 42 | 76 |
| 65-69 | 20 | 24 | 44 | 20 | 23 | 43 | | 1 | 1 | 3 | 6 | -3 | 41 | 31 | 72 |
| 70-74 | 11 | 10 | 21 | 10 | 21 | 31 | 1 | -11 | -10 | 1 | 1 | | 23 | 27 | 50 |
| 75-79 | 8 | 9 | 17 | 10 | 8 | 18 | -2 | 1 | -1 | 2 | 2 | | 6 | 13 | 19 |
| 80-84 | | 5 | 5 | 1 | 3 | 4 | -1 | 2 | 1 | 1 | 1 | | 7 | 17 | 24 |
| 85- | 2 | 1 | 3 | 3 | 1 | 4 | -1 | | -1 | | | | 2 | 14 | 16 |
| SUMMA | 1599 | 1683 | 3282 | 1512 | 1547 | 3059 | 87 | 136 | 223 | 521 | 522 | -1 | 2143 | 2022 | 4165 |

Tabell 5 (forts) Flyttningar efter kön, ålder och medborgarskap för A-regioner 1975

| ÅLDER VID ÅRETS SLUT | INFLYTTNING | | | UTFLYTTNING | | | NETTOINFLYTTNING | | | OMFLYTTNING AV UTLÄNNINGAR | | | FLYTTNINGAR INOM OMRÅDET | | |
|---|-------------|------|-------|-------------|------|-------|------------------|-----|-------|-------------------------------|------|-------|-----------------------------|------|-------|
| | M | KV | SUMMA | M | KV | SUMMA | M | KV | SUMMA | IN | UT | NETTO | M | KV | SUMMA |
| A-REGION 25 HÄSSLEHOLM | | | | | | | | | | | | | | | |
| - 4 | 135 | 151 | 286 | 101 | 111 | 212 | 34 | 40 | 74 | 75 | 34 | 41 | 92 | 90 | 182 |
| 5- 9 | 121 | 113 | 234 | 92 | 74 | 166 | 29 | 39 | 68 | 72 | 30 | 42 | 73 | 51 | 124 |
| 10-14 | 85 | 73 | 158 | 57 | 62 | 119 | 28 | 11 | 39 | 42 | 13 | 29 | 52 | 49 | 101 |
| 15-19 | 80 | 121 | 201 | 76 | 154 | 230 | 4 | -33 | -29 | 27 | 27 | 70 | 106 | 176 | |
| 20-24 | 191 | 250 | 441 | 247 | 288 | 535 | -56 | -38 | -94 | 71 | 45 | 26 | 180 | 193 | 373 |
| 25-29 | 262 | 184 | 446 | 243 | 161 | 404 | 19 | 23 | 42 | 85 | 46 | 39 | 184 | 116 | 300 |
| 30-34 | 153 | 112 | 265 | 141 | 105 | 246 | 12 | 7 | 19 | 55 | 28 | 27 | 92 | 79 | 171 |
| 35-39 | 93 | 61 | 154 | 69 | 47 | 116 | 24 | 14 | 38 | 32 | 18 | 14 | 38 | 41 | 79 |
| 40-44 | 64 | 51 | 115 | 57 | 45 | 102 | 7 | 6 | 13 | 27 | 23 | 4 | 37 | 21 | 58 |
| 45-49 | 52 | 37 | 89 | 44 | 38 | 82 | 8 | -1 | 7 | 17 | 6 | 11 | 30 | 24 | 54 |
| 50-54 | 35 | 37 | 72 | 36 | 24 | 60 | -1 | 13 | 12 | 6 | 3 | 3 | 33 | 26 | 59 |
| 55-59 | 37 | 29 | 66 | 28 | 25 | 53 | 9 | 4 | 13 | 6 | 5 | 1 | 20 | 24 | 44 |
| 60-64 | 30 | 37 | 67 | 25 | 27 | 52 | 5 | 10 | 15 | 2 | 2 | 2 | 22 | 19 | 41 |
| 65-69 | 33 | 30 | 63 | 21 | 28 | 49 | 12 | 2 | 14 | 4 | 2 | 2 | 24 | 30 | 54 |
| 70-74 | 15 | 14 | 29 | 11 | 17 | 28 | 4 | -3 | 1 | 3 | 2 | 1 | 15 | 19 | 34 |
| 75-79 | 7 | 10 | 17 | 12 | 7 | 19 | -5 | 3 | -2 | 1 | 1 | 1 | 12 | 5 | 17 |
| 80-84 | 3 | 5 | 8 | 5 | 7 | 12 | -2 | -2 | -4 | 1 | 1 | 1 | 7 | 7 | 14 |
| 85- | 1 | 2 | 3 | 1 | 2 | 3 | | | | 1 | | 1 | 1 | 1 | 2 |
| SUMMA | 1397 | 1317 | 2714 | 1266 | 1222 | 2488 | 131 | 95 | 226 | 527 | 285 | 242 | 982 | 901 | 1883 |
| A-REGION 26 ÄNGELHOLM | | | | | | | | | | | | | | | |
| - 4 | 118 | 104 | 222 | 70 | 62 | 132 | 48 | 42 | 90 | 29 | 17 | 12 | 102 | 98 | 200 |
| 5- 9 | 77 | 90 | 167 | 51 | 54 | 105 | 26 | 36 | 62 | 20 | 14 | 6 | 66 | 64 | 130 |
| 10-14 | 53 | 55 | 108 | 32 | 41 | 73 | 21 | 14 | 35 | 14 | 10 | 4 | 44 | 41 | 85 |
| 15-19 | 52 | 84 | 136 | 43 | 86 | 129 | 9 | -2 | 7 | 9 | 12 | -3 | 46 | 100 | 146 |
| 20-24 | 135 | 187 | 322 | 153 | 241 | 394 | -18 | -54 | -72 | 22 | 21 | 1 | 134 | 180 | 314 |
| 25-29 | 194 | 178 | 372 | 158 | 121 | 279 | 36 | 57 | 93 | 27 | 17 | 10 | 190 | 141 | 331 |
| 30-34 | 131 | 117 | 248 | 87 | 65 | 152 | 44 | 52 | 96 | 18 | 13 | 5 | 106 | 79 | 185 |
| 35-39 | 68 | 50 | 118 | 39 | 38 | 77 | 29 | 12 | 41 | 16 | 13 | 3 | 54 | 44 | 98 |
| 40-44 | 45 | 30 | 75 | 38 | 29 | 67 | 7 | 1 | 8 | 13 | 11 | 2 | 25 | 21 | 46 |
| 45-49 | 40 | 37 | 77 | 33 | 24 | 57 | 7 | 13 | 20 | 5 | 7 | -2 | 21 | 29 | 50 |
| 50-54 | 39 | 29 | 68 | 25 | 21 | 46 | 14 | 8 | 22 | 3 | 3 | 3 | 39 | 35 | 74 |
| 55-59 | 36 | 54 | 90 | 10 | 18 | 28 | 26 | 36 | 62 | 1 | 3 | -2 | 21 | 28 | 49 |
| 60-64 | 44 | 38 | 82 | 17 | 26 | 43 | 27 | 12 | 39 | 2 | 3 | -1 | 26 | 23 | 49 |
| 65-69 | 49 | 33 | 82 | 20 | 20 | 40 | 29 | 13 | 42 | 4 | 4 | 4 | 17 | 19 | 36 |
| 70-74 | 22 | 19 | 41 | 15 | 17 | 32 | 7 | 2 | 9 | 3 | 1 | 2 | 15 | 14 | 29 |
| 75-79 | 13 | 11 | 24 | 4 | 6 | 10 | 9 | 5 | 14 | 2 | | 2 | 13 | 8 | 21 |
| 80-84 | 6 | 5 | 11 | 4 | 2 | 6 | 2 | 3 | 5 | | | | 4 | 12 | 16 |
| 85- | 2 | 2 | 4 | 1 | 1 | 2 | 1 | 1 | 2 | | | | 4 | 10 | 14 |
| SUMMA | 1124 | 1123 | 2247 | 800 | 872 | 1672 | 324 | 251 | 575 | 188 | 145 | 43 | 927 | 946 | 1873 |
| A-REGION 27 HELSINGBORG/LANDSKRONA | | | | | | | | | | | | | | | |
| - 4 | 379 | 361 | 740 | 297 | 286 | 583 | 82 | 75 | 157 | 245 | 139 | 106 | 694 | 621 | 1315 |
| 5- 9 | 279 | 271 | 550 | 249 | 274 | 523 | 30 | -3 | 27 | 195 | 109 | 86 | 498 | 499 | 997 |
| 10-14 | 206 | 200 | 406 | 161 | 184 | 345 | 45 | 16 | 61 | 121 | 67 | 54 | 323 | 332 | 655 |
| 15-19 | 240 | 291 | 531 | 195 | 273 | 468 | 55 | 18 | 73 | 154 | 91 | 63 | 419 | 588 | 1007 |
| 20-24 | 631 | 755 | 1386 | 611 | 723 | 1334 | 20 | 32 | 52 | 339 | 205 | 134 | 970 | 1081 | 2051 |
| 25-29 | 701 | 545 | 1246 | 676 | 513 | 1189 | 25 | 32 | 57 | 322 | 242 | 80 | 1164 | 971 | 2135 |
| 30-34 | 452 | 346 | 798 | 409 | 300 | 709 | 43 | 46 | 89 | 225 | 173 | 52 | 873 | 558 | 1431 |
| 35-39 | 248 | 179 | 427 | 230 | 182 | 412 | 18 | -3 | 15 | 133 | 115 | 18 | 440 | 262 | 702 |
| 40-44 | 173 | 128 | 301 | 165 | 103 | 268 | 8 | 25 | 33 | 102 | 64 | 38 | 330 | 238 | 568 |
| 45-49 | 167 | 100 | 260 | 118 | 89 | 207 | 42 | 11 | 53 | 78 | 53 | 25 | 233 | 214 | 447 |
| 50-54 | 89 | 70 | 159 | 111 | 79 | 190 | -22 | -9 | -31 | 36 | 40 | -4 | 207 | 179 | 386 |
| 55-59 | 86 | 77 | 163 | 58 | 56 | 114 | 28 | 21 | 49 | 30 | 13 | 17 | 184 | 161 | 345 |
| 60-64 | 67 | 98 | 165 | 47 | 60 | 107 | 20 | 38 | 58 | 17 | 11 | 6 | 150 | 151 | 301 |
| 65-69 | 79 | 70 | 149 | 52 | 59 | 111 | 27 | 11 | 38 | 14 | 3 | 11 | 122 | 107 | 229 |
| 70-74 | 24 | 35 | 59 | 29 | 36 | 65 | -5 | -1 | -6 | 12 | 7 | 5 | 78 | 81 | 159 |
| 75-79 | 16 | 23 | 39 | 15 | 25 | 40 | 1 | -2 | -1 | 6 | 1 | 5 | 35 | 58 | 93 |
| 80-84 | 8 | 11 | 19 | 6 | 11 | 17 | 2 | | 2 | 2 | | 2 | 31 | 35 | 66 |
| 85- | 4 | 1 | 5 | 2 | 2 | 4 | 2 | -1 | 1 | | | | 11 | 35 | 46 |
| SUMMA | 3842 | 3561 | 7403 | 3421 | 3255 | 6676 | 421 | 306 | 727 | 2031 | 1333 | 698 | 6762 | 6171 | 12933 |

| ALDER VID ÅRETS SLUT | INFLYTTNING | | | UTFLYTTNING | | | NETTOINFLYTTNING | | | OMFLYTTNING AV UTLÆNNINGAR | | | FLYTTNINGAR INOM OMRÅDET | | |
|-------------------------|-----------------------|------|-------|-------------|------|-------|------------------|------|-------|-------------------------------|------|-------|-----------------------------|-------|-------|
| | M | KV | SUMMA | M | KV | SUMMA | M | KV | SUMMA | IN | UT | NETTO | M | KV | SUMMA |
| A-REGION 28 | MALMØ/LUND/TRELLEBORG | | | | | | | | | | | | | | |
| - 4 | 683 | 651 | 1334 | 867 | 821 | 1688 | -184 | -170 | -354 | 442 | 291 | 151 | 1756 | 1668 | 3424 |
| 5- 9 | 489 | 463 | 952 | 671 | 591 | 1262 | -182 | -128 | -310 | 311 | 295 | 16 | 1227 | 1210 | 2437 |
| 10-14 | 339 | 359 | 698 | 432 | 367 | 799 | -93 | -8 | -101 | 229 | 165 | 64 | 873 | 954 | 1827 |
| 15-19 | 369 | 681 | 1050 | 346 | 451 | 797 | 23 | 230 | 253 | 240 | 172 | 68 | 1192 | 1983 | 3175 |
| 20-24 | 1557 | 1935 | 3492 | 1036 | 1401 | 2437 | 521 | 534 | 1055 | 750 | 414 | 336 | 3801 | 4336 | 8137 |
| 25-29 | 1661 | 1251 | 2912 | 1843 | 1682 | 3525 | -182 | -431 | -613 | 718 | 680 | 38 | 4122 | 3272 | 7394 |
| 30-34 | 915 | 730 | 1645 | 1250 | 896 | 2146 | -335 | -166 | -501 | 474 | 476 | -2 | 2637 | 1900 | 4537 |
| 35-39 | 507 | 356 | 863 | 656 | 426 | 1082 | -149 | -70 | -219 | 251 | 286 | -35 | 1536 | 974 | 2510 |
| 40-44 | 297 | 189 | 486 | 371 | 270 | 641 | -74 | -81 | -155 | 139 | 161 | -22 | 1035 | 711 | 1746 |
| 45-49 | 259 | 202 | 461 | 263 | 199 | 462 | -4 | 3 | -1 | 118 | 92 | 26 | 891 | 677 | 1568 |
| 50-54 | 187 | 159 | 346 | 190 | 171 | 361 | -3 | -12 | -15 | 96 | 68 | 28 | 797 | 682 | 1479 |
| 55-59 | 101 | 119 | 220 | 128 | 121 | 249 | -27 | -2 | -29 | 30 | 32 | -2 | 609 | 573 | 1182 |
| 60-64 | 114 | 159 | 273 | 116 | 133 | 249 | -2 | 26 | 24 | 38 | 33 | 5 | 487 | 510 | 997 |
| 65-69 | 153 | 117 | 270 | 134 | 122 | 256 | 19 | -5 | 14 | 25 | 26 | -1 | 432 | 440 | 872 |
| 70-74 | 74 | 90 | 164 | 52 | 66 | 118 | 22 | 24 | 46 | 22 | 21 | 1 | 241 | 359 | 600 |
| 75-79 | 25 | 31 | 56 | 23 | 35 | 58 | 2 | -4 | -2 | 6 | 6 | | 155 | 250 | 405 |
| 80-84 | 12 | 15 | 27 | 9 | 17 | 26 | 3 | -2 | 1 | 1 | 3 | -2 | 89 | 206 | 295 |
| 85- | 9 | 6 | 15 | 3 | 10 | 13 | 6 | -4 | 2 | 1 | 3 | -2 | 70 | 155 | 225 |
| SUMMA | 7751 | 7513 | 15264 | 8390 | 7779 | 16169 | -639 | -266 | -905 | 3891 | 3224 | 667 | 21950 | 20860 | 42810 |
| A-REGION 29 | YSTAD/SIMRISHAMN | | | | | | | | | | | | | | |
| - 4 | 197 | 148 | 345 | 122 | 86 | 208 | 75 | 62 | 137 | 40 | 12 | 28 | 138 | 146 | 284 |
| 5- 9 | 147 | 116 | 263 | 78 | 62 | 140 | 69 | 54 | 123 | 37 | 14 | 23 | 93 | 108 | 201 |
| 10-14 | 105 | 82 | 187 | 71 | 35 | 106 | 34 | 47 | 81 | 13 | 8 | 5 | 74 | 71 | 145 |
| 15-19 | 64 | 84 | 148 | 72 | 164 | 236 | -8 | -80 | -88 | 11 | 13 | -2 | 81 | 152 | 233 |
| 20-24 | 143 | 239 | 382 | 227 | 302 | 529 | -84 | -63 | -147 | 25 | 22 | 3 | 269 | 279 | 548 |
| 25-29 | 245 | 266 | 511 | 230 | 164 | 394 | 15 | 102 | 117 | 43 | 17 | 26 | 251 | 172 | 423 |
| 30-34 | 192 | 148 | 340 | 129 | 96 | 225 | 63 | 52 | 115 | 33 | 11 | 27 | 133 | 112 | 245 |
| 35-39 | 133 | 90 | 223 | 59 | 44 | 103 | 74 | 46 | 120 | 33 | 8 | 25 | 84 | 39 | 123 |
| 40-44 | 58 | 56 | 114 | 54 | 31 | 85 | 4 | 25 | 29 | 7 | 6 | 1 | 60 | 41 | 101 |
| 45-49 | 49 | 49 | 98 | 29 | 33 | 62 | 20 | 16 | 36 | 4 | 8 | -4 | 50 | 42 | 92 |
| 50-54 | 61 | 45 | 106 | 32 | 27 | 59 | 29 | 18 | 47 | 7 | 7 | | 30 | 36 | 66 |
| 55-59 | 40 | 40 | 80 | 23 | 23 | 46 | 17 | 17 | 34 | 2 | | 2 | 43 | 49 | 92 |
| 60-64 | 31 | 45 | 76 | 21 | 30 | 51 | 10 | 15 | 25 | 3 | 1 | 2 | 35 | 57 | 92 |
| 65-69 | 48 | 36 | 84 | 27 | 15 | 42 | 21 | 21 | 42 | 2 | | 2 | 63 | 45 | 108 |
| 70-74 | 16 | 18 | 34 | 17 | 24 | 41 | -1 | -6 | -7 | 1 | 2 | -1 | 30 | 23 | 53 |
| 75-79 | 4 | 12 | 16 | 10 | 9 | 19 | -6 | 3 | -3 | | | | 18 | 16 | 34 |
| 80-84 | 4 | 5 | 9 | 2 | 5 | 7 | 2 | | ? | | | | 11 | 15 | 26 |
| 85- | 1 | 4 | 5 | 1 | 4 | 5 | | | | | | | 7 | 13 | 20 |
| SUMMA | 1538 | 1483 | 3021 | 1204 | 1154 | 2358 | 334 | 329 | 663 | 261 | 129 | 132 | 1470 | 1416 | 2886 |
| A-REGION 30 | ESLØV | | | | | | | | | | | | | | |
| - 4 | 143 | 150 | 293 | 93 | 77 | 170 | 50 | 73 | 123 | 52 | 23 | 29 | 70 | 47 | 117 |
| 5- 9 | 130 | 94 | 224 | 69 | 60 | 129 | 61 | 34 | 95 | 30 | 14 | 16 | 47 | 44 | 91 |
| 10-14 | 83 | 65 | 148 | 52 | 37 | 89 | 31 | 28 | 59 | 19 | 8 | 11 | 34 | 36 | 70 |
| 15-19 | 68 | 114 | 182 | 69 | 126 | 195 | -1 | -12 | -13 | 41 | 32 | 9 | 39 | 80 | 119 |
| 20-24 | 163 | 199 | 362 | 186 | 241 | 427 | -23 | -42 | -65 | 47 | 35 | 12 | 109 | 120 | 229 |
| 25-29 | 237 | 208 | 445 | 178 | 135 | 313 | 59 | 73 | 132 | 54 | 38 | 16 | 116 | 85 | 201 |
| 30-34 | 172 | 114 | 286 | 95 | 81 | 176 | 77 | 33 | 110 | 33 | 15 | 18 | 60 | 29 | 89 |
| 35-39 | 90 | 74 | 164 | 56 | 39 | 95 | 34 | 35 | 69 | 18 | 11 | 7 | 36 | 32 | 68 |
| 40-44 | 53 | 43 | 96 | 33 | 28 | 61 | 20 | 15 | 35 | 9 | 4 | 5 | 24 | 22 | 46 |
| 45-49 | 44 | 27 | 71 | 39 | 28 | 67 | 5 | -1 | 4 | 8 | 7 | 1 | 17 | 14 | 31 |
| 50-54 | 35 | 31 | 66 | 29 | 19 | 48 | 6 | 12 | 18 | 6 | 7 | -1 | 18 | 22 | 40 |
| 55-59 | 26 | 21 | 47 | 16 | 21 | 37 | 10 | 10 | 4 | | | 4 | 23 | 19 | 42 |
| 60-64 | 30 | 21 | 51 | 21 | 27 | 48 | 9 | -6 | 3 | 3 | 1 | 2 | 17 | 26 | 43 |
| 65-69 | 36 | 30 | 66 | 35 | 18 | 53 | 1 | 12 | 13 | 2 | 1 | 1 | 25 | 24 | 49 |
| 70-74 | 13 | 22 | 35 | 15 | 18 | 33 | -2 | 4 | 2 | 2 | | | 17 | 21 | 38 |
| 75-79 | 7 | 7 | 14 | 6 | 9 | 15 | 1 | -2 | -1 | | 4 | -4 | 15 | 7 | 22 |
| 80-84 | 1 | 2 | 3 | 2 | 5 | 7 | -1 | -3 | -4 | 1 | | 1 | 5 | 5 | 10 |
| 85- | 1 | 3 | 4 | 1 | 2 | 3 | | 1 | 1 | 2 | 1 | 1 | 12 | | 12 |
| SUMMA | 1332 | 1225 | 2557 | 995 | 971 | 1966 | 337 | 254 | 591 | 331 | 201 | 130 | 684 | 633 | 1317 |

Tabell 5 (forts) Flyttningar efter kön, ålder och medborgarskap för A-regioner 1975

| ÅLDER VID ÅRRETS SLUT | INFLYTTNING | | | UTFLYTTNING | | | NETTOINFLYTTNING | | | OMFLYTTNING AV UTLÄNNINGAR | | | FLYTTNINGAR INOM OMRÅDET | | |
|--------------------------------|-------------|-------|-------|-------------|------|-------|------------------|------|-------|-------------------------------|------|-------|-----------------------------|-------|-------|
| | M | KV | SUMMA | M | KV | SUMMA | M | KV | SUMMA | IN | UT | NETTO | M | KV | SUMMA |
| A-REGION 31 HALMSTAD | | | | | | | | | | | | | | | |
| - 4 | 226 | 205 | 431 | 156 | 144 | 300 | 70 | 61 | 131 | 131 | 49 | 82 | 244 | 224 | 468 |
| 5- 9 | 180 | 166 | 346 | 115 | 94 | 209 | 65 | 72 | 137 | 108 | 42 | 66 | 173 | 155 | 328 |
| 10-14 | 129 | 104 | 233 | 83 | 64 | 147 | 46 | 40 | 86 | 59 | 33 | 26 | 120 | 106 | 226 |
| 15-19 | 103 | 161 | 264 | 83 | 141 | 224 | 20 | 20 | 40 | 68 | 37 | 31 | 126 | 267 | 393 |
| 20-24 | 250 | 333 | 583 | 281 | 353 | 634 | -31 | -20 | -51 | 122 | 72 | 50 | 457 | 521 | 978 |
| 25-29 | 349 | 311 | 660 | 333 | 243 | 576 | 16 | 68 | 84 | 147 | 92 | 55 | 465 | 347 | 812 |
| 30-34 | 237 | 184 | 421 | 157 | 118 | 275 | 80 | 66 | 146 | 105 | 55 | 50 | 281 | 191 | 472 |
| 35-39 | 133 | 108 | 241 | 86 | 63 | 149 | 47 | 45 | 92 | 69 | 40 | 29 | 159 | 91 | 250 |
| 40-44 | 88 | 75 | 163 | 66 | 43 | 109 | 22 | 32 | 54 | 47 | 24 | 23 | 85 | 74 | 159 |
| 45-49 | 70 | 49 | 119 | 53 | 33 | 86 | 17 | 16 | 33 | 30 | 14 | 16 | 89 | 53 | 142 |
| 50-54 | 43 | 52 | 95 | 23 | 30 | 53 | 20 | 22 | 42 | 13 | 11 | 2 | 70 | 70 | 140 |
| 55-59 | 32 | 27 | 59 | 25 | 29 | 54 | 7 | -2 | 5 | 6 | 3 | 3 | 65 | 63 | 128 |
| 60-64 | 34 | 45 | 79 | 19 | 25 | 44 | 15 | 20 | 35 | 10 | 4 | 6 | 44 | 55 | 99 |
| 65-69 | 36 | 26 | 62 | 22 | 20 | 42 | 14 | 6 | 20 | 4 | 3 | 1 | 49 | 55 | 104 |
| 70-74 | 16 | 16 | 32 | 10 | 14 | 24 | 6 | 2 | 8 | 3 | 4 | -1 | 38 | 47 | 85 |
| 75-79 | 5 | 7 | 12 | 5 | 10 | 15 | | -3 | -3 | 1 | 3 | -2 | 27 | 32 | 59 |
| 80-84 | 1 | 5 | 6 | 3 | 4 | 7 | -2 | 1 | -1 | 1 | | 1 | 16 | 29 | 45 |
| 85- | 2 | 2 | 4 | 2 | 3 | 5 | | -1 | -1 | | | | 13 | 15 | 28 |
| SUMMA | 1934 | 1876 | 3810 | 1522 | 1431 | 2953 | 412 | 445 | 857 | 924 | 486 | 438 | 2521 | 2395 | 4916 |
| A-REGION 32 FALKENBERG/VÄRBERG | | | | | | | | | | | | | | | |
| - 4 | 126 | 138 | 264 | 103 | 119 | 222 | 23 | 19 | 42 | 54 | 33 | 21 | 170 | 187 | 357 |
| 5- 9 | 116 | 86 | 202 | 85 | 80 | 165 | 31 | 6 | 37 | 51 | 36 | 15 | 106 | 98 | 204 |
| 10-14 | 82 | 72 | 154 | 44 | 50 | 94 | 38 | 22 | 60 | 43 | 21 | 22 | 68 | 69 | 137 |
| 15-19 | 64 | 106 | 170 | 54 | 85 | 139 | 10 | 21 | 31 | 24 | 13 | 11 | 63 | 169 | 232 |
| 20-24 | 193 | 258 | 451 | 172 | 247 | 419 | 21 | 11 | 32 | 59 | 44 | 15 | 211 | 308 | 519 |
| 25-29 | 242 | 236 | 478 | 228 | 207 | 435 | 14 | 29 | 43 | 70 | 57 | 13 | 283 | 209 | 492 |
| 30-34 | 156 | 121 | 277 | 112 | 91 | 203 | 44 | 30 | 74 | 52 | 34 | 18 | 166 | 122 | 288 |
| 35-39 | 91 | 51 | 142 | 73 | 53 | 126 | 18 | -2 | 16 | 44 | 41 | 3 | 71 | 71 | 142 |
| 40-44 | 54 | 47 | 101 | 44 | 34 | 78 | 10 | 13 | 23 | 18 | 25 | -7 | 73 | 49 | 122 |
| 45-49 | 41 | 33 | 74 | 43 | 23 | 66 | -2 | 10 | 8 | 9 | 10 | -1 | 43 | 29 | 72 |
| 50-54 | 30 | 39 | 69 | 23 | 26 | 49 | 7 | 13 | 20 | 9 | 7 | 2 | 24 | 29 | 53 |
| 55-59 | 21 | 28 | 49 | 25 | 13 | 38 | -4 | 15 | 11 | 3 | 4 | -1 | 28 | 32 | 60 |
| 60-64 | 23 | 47 | 70 | 14 | 20 | 34 | 9 | 27 | 36 | 6 | 3 | 3 | 23 | 28 | 51 |
| 65-69 | 38 | 28 | 66 | 22 | 9 | 31 | 16 | 19 | 35 | 2 | 3 | -1 | 39 | 19 | 58 |
| 70-74 | 7 | 17 | 24 | 5 | 7 | 12 | 2 | 10 | 12 | 4 | 1 | 3 | 13 | 16 | 29 |
| 75-79 | 13 | 10 | 23 | 2 | 7 | 9 | 11 | 3 | 14 | 1 | 1 | | 7 | 14 | 21 |
| 80-84 | | 3 | 3 | 2 | 2 | 4 | -2 | 1 | -1 | | | | 2 | 7 | 9 |
| 85- | 1 | 1 | 2 | 1 | 1 | 2 | | | | | 1 | -1 | 3 | 4 | 7 |
| SUMMA | 1298 | 1321 | 2619 | 1052 | 1074 | 2126 | 246 | 247 | 493 | 449 | 334 | 115 | 1393 | 1460 | 2853 |
| A-REGION 33 GÖTEBORG | | | | | | | | | | | | | | | |
| - 4 | 937 | 966 | 1903 | 1194 | 1085 | 2279 | -257 | -119 | -376 | 747 | 480 | 267 | 2987 | 2865 | 5852 |
| 5- 9 | 678 | 710 | 1388 | 914 | 838 | 1752 | -236 | -128 | -364 | 514 | 468 | 46 | 1952 | 1847 | 3799 |
| 10-14 | 459 | 438 | 897 | 517 | 512 | 1029 | -58 | -74 | -132 | 270 | 205 | 65 | 1202 | 1235 | 2437 |
| 15-19 | 605 | 1008 | 1613 | 434 | 556 | 990 | 171 | 452 | 623 | 541 | 223 | 318 | 1627 | 2693 | 4320 |
| 20-24 | 2394 | 2715 | 5109 | 1325 | 1604 | 2929 | 1069 | 1111 | 2180 | 1383 | 651 | 732 | 5587 | 6574 | 12161 |
| 25-29 | 2328 | 1752 | 4080 | 2090 | 1912 | 4002 | 238 | -160 | 78 | 1231 | 852 | 379 | 6781 | 5254 | 12035 |
| 30-34 | 1291 | 894 | 2185 | 1488 | 1098 | 2586 | -197 | -204 | -401 | 716 | 571 | 145 | 4291 | 2686 | 6977 |
| 35-39 | 666 | 439 | 1105 | 748 | 477 | 1225 | -82 | -38 | -120 | 392 | 326 | 66 | 2412 | 1468 | 3880 |
| 40-44 | 406 | 258 | 664 | 431 | 295 | 726 | -25 | -37 | -62 | 211 | 182 | 29 | 1536 | 993 | 2529 |
| 45-49 | 305 | 194 | 499 | 318 | 231 | 549 | -13 | -37 | -50 | 169 | 106 | 63 | 1360 | 894 | 2254 |
| 50-54 | 174 | 182 | 356 | 205 | 198 | 403 | -31 | -16 | -47 | 75 | 59 | 16 | 1174 | 1016 | 2190 |
| 55-59 | 136 | 138 | 274 | 140 | 145 | 285 | -4 | -7 | -11 | 48 | 32 | 16 | 918 | 848 | 1766 |
| 60-64 | 99 | 122 | 221 | 135 | 164 | 299 | -36 | -42 | -78 | 30 | 20 | 10 | 813 | 737 | 1550 |
| 65-69 | 102 | 92 | 194 | 160 | 119 | 279 | -58 | -27 | -85 | 25 | 15 | 10 | 611 | 653 | 1264 |
| 70-74 | 48 | 64 | 112 | 49 | 70 | 119 | -1 | -6 | -7 | 10 | 10 | | 351 | 517 | 868 |
| 75-79 | 30 | 46 | 76 | 28 | 50 | 78 | 2 | -4 | -2 | 17 | 4 | 13 | 227 | 372 | 599 |
| 80-84 | 10 | 26 | 36 | 17 | 20 | 37 | -7 | 6 | -1 | 5 | 2 | 3 | 154 | 315 | 469 |
| 85- | 5 | 13 | 18 | 4 | 10 | 14 | 1 | 3 | 4 | 3 | | 3 | 118 | 254 | 372 |
| SUMMA | 10673 | 10057 | 20730 | 10197 | 9384 | 19581 | 476 | 673 | 1149 | 6387 | 4206 | 2181 | 34101 | 31221 | 65322 |

| ÅLDER VID ÅRETS SLUT | INFLYTTNING | | | UTFLYTTNING | | | NETTOINFLYTTNING | | | OMFLYTTNING AV UTLÄNNINGAR | | | FLYTTNINGAR INOM OMRÅDET | | |
|---|-------------|------|-------|-------------|------|-------|------------------|------|-------|-------------------------------|------|-------|-----------------------------|------|-------|
| | M | KV | SUMMA | M | KV | SUMMA | M | KV | SUMMA | IN | UT | NETTO | M | KV | SUMMA |
| A-REGION 34 UDDEVALLA | | | | | | | | | | | | | | | |
| - 4 | 212 | 206 | 418 | 152 | 133 | 285 | 60 | 73 | 133 | 73 | 66 | 7 | 285 | 283 | 568 |
| 5- 9 | 159 | 176 | 335 | 126 | 99 | 225 | 33 | 77 | 110 | 50 | 57 | -7 | 193 | 164 | 357 |
| 10-14 | 124 | 116 | 240 | 84 | 66 | 150 | 40 | 50 | 90 | 32 | 39 | -7 | 107 | 113 | 220 |
| 15-19 | 101 | 146 | 247 | 99 | 168 | 267 | 2 | -22 | -20 | 35 | 32 | 3 | 153 | 320 | 473 |
| 20-24 | 250 | 360 | 610 | 270 | 402 | 672 | -20 | -42 | -62 | 71 | 50 | 21 | 454 | 544 | 998 |
| 25-29 | 339 | 295 | 634 | 322 | 242 | 564 | 17 | 53 | 70 | 87 | 100 | -13 | 455 | 325 | 780 |
| 30-34 | 251 | 191 | 442 | 189 | 130 | 319 | 62 | 61 | 123 | 59 | 84 | -25 | 279 | 204 | 482 |
| 35-39 | 129 | 89 | 218 | 114 | 73 | 187 | 15 | 16 | 31 | 29 | 49 | -20 | 142 | 102 | 244 |
| 40-44 | 76 | 54 | 130 | 71 | 54 | 125 | 5 | 5 | 10 | 18 | 40 | -22 | 110 | 82 | 192 |
| 45-49 | 79 | 62 | 141 | 58 | 49 | 107 | 21 | 13 | 34 | 12 | 34 | -22 | 78 | 66 | 144 |
| 50-54 | 59 | 52 | 111 | 53 | 41 | 94 | 6 | 11 | 17 | 6 | 25 | -19 | 77 | 77 | 154 |
| 55-59 | 50 | 53 | 103 | 37 | 31 | 68 | 13 | 22 | 35 | 6 | 11 | -5 | 59 | 43 | 102 |
| 60-64 | 54 | 41 | 95 | 27 | 26 | 53 | 27 | 15 | 42 | 4 | 1 | 3 | 49 | 43 | 92 |
| 65-69 | 45 | 29 | 74 | 32 | 31 | 63 | 13 | -2 | 11 | 3 | 4 | -1 | 37 | 27 | 64 |
| 70-74 | 11 | 11 | 22 | 9 | 10 | 19 | 2 | 1 | 3 | 3 | 3 | 3 | 14 | 22 | 36 |
| 75-79 | 7 | 4 | 11 | 6 | 5 | 11 | 1 | -1 | 0 | 3 | 1 | 2 | 14 | 34 | 48 |
| 80-84 | | 3 | 3 | 3 | 6 | 9 | -3 | -3 | -6 | | 2 | -2 | 21 | 17 | 38 |
| 85- | | 5 | 5 | | 3 | 3 | | 2 | 2 | | | | 4 | 12 | 16 |
| SUMMA | 1946 | 1893 | 3839 | 1652 | 1569 | 3221 | 294 | 324 | 618 | 491 | 595 | -104 | 2530 | 2478 | 5008 |
| A-REGION 35 TROLLHÄTTAN/VÄNERSBORG | | | | | | | | | | | | | | | |
| - 4 | 277 | 263 | 540 | 204 | 192 | 396 | 73 | 71 | 144 | 190 | 103 | 87 | 181 | 160 | 341 |
| 5- 9 | 159 | 190 | 349 | 162 | 141 | 303 | -3 | 49 | 46 | 104 | 74 | 30 | 107 | 117 | 224 |
| 10-14 | 112 | 112 | 224 | 101 | 86 | 187 | 11 | 26 | 37 | 68 | 35 | 33 | 74 | 75 | 149 |
| 15-19 | 211 | 203 | 414 | 153 | 165 | 318 | 58 | 38 | 96 | 198 | 104 | 94 | 95 | 169 | 264 |
| 20-24 | 566 | 446 | 1012 | 514 | 432 | 946 | 52 | 14 | 66 | 489 | 282 | 207 | 284 | 296 | 580 |
| 25-29 | 516 | 330 | 846 | 481 | 311 | 792 | 35 | 19 | 54 | 298 | 221 | 77 | 291 | 210 | 501 |
| 30-34 | 297 | 196 | 493 | 256 | 150 | 406 | 41 | 46 | 87 | 131 | 89 | 42 | 177 | 120 | 297 |
| 35-39 | 163 | 99 | 262 | 126 | 77 | 203 | 37 | 22 | 59 | 75 | 42 | 33 | 97 | 59 | 156 |
| 40-44 | 83 | 54 | 137 | 71 | 61 | 132 | 12 | -7 | 5 | 44 | 27 | 17 | 68 | 52 | 120 |
| 45-49 | 59 | 39 | 98 | 45 | 37 | 82 | 14 | 2 | 16 | 23 | 15 | 8 | 64 | 34 | 98 |
| 50-54 | 54 | 33 | 87 | 55 | 42 | 97 | -1 | -9 | -10 | 16 | 14 | 2 | 33 | 37 | 70 |
| 55-59 | 26 | 29 | 55 | 32 | 21 | 53 | -6 | 8 | 2 | 6 | 4 | 2 | 35 | 28 | 63 |
| 60-64 | 22 | 30 | 52 | 14 | 20 | 34 | 8 | 10 | 18 | 4 | 1 | 3 | 29 | 32 | 61 |
| 65-69 | 28 | 26 | 54 | 25 | 14 | 39 | 3 | 12 | 15 | 4 | 2 | 2 | 32 | 26 | 58 |
| 70-74 | 14 | 6 | 20 | 8 | 22 | 30 | 6 | -16 | -10 | 2 | 2 | 2 | 13 | 20 | 33 |
| 75-79 | 4 | 13 | 17 | 7 | 10 | 17 | -3 | 3 | 0 | | 2 | -2 | 15 | 10 | 25 |
| 80-84 | 3 | 6 | 9 | 7 | 5 | 12 | -4 | 1 | -3 | 1 | 1 | | 7 | 12 | 19 |
| 85- | | 2 | 2 | 1 | 4 | 5 | -1 | -2 | -3 | | | | 3 | 5 | 8 |
| SUMMA | 2594 | 2077 | 4671 | 2262 | 1790 | 4052 | 332 | 287 | 619 | 1653 | 1018 | 635 | 1605 | 1462 | 3067 |
| A-REGION 36 BORRS | | | | | | | | | | | | | | | |
| - 4 | 327 | 276 | 603 | 284 | 242 | 526 | 43 | 34 | 77 | 169 | 176 | -7 | 438 | 379 | 817 |
| 5- 9 | 225 | 227 | 452 | 219 | 230 | 449 | 6 | -3 | 3 | 114 | 157 | -43 | 280 | 232 | 512 |
| 10-14 | 159 | 146 | 305 | 140 | 128 | 268 | 19 | 18 | 37 | 79 | 70 | 9 | 174 | 168 | 342 |
| 15-19 | 169 | 264 | 433 | 147 | 234 | 381 | 22 | 30 | 52 | 205 | 104 | 101 | 243 | 488 | 731 |
| 20-24 | 406 | 521 | 927 | 523 | 654 | 1177 | -117 | -133 | -250 | 284 | 262 | 22 | 745 | 922 | 1667 |
| 25-29 | 499 | 451 | 950 | 509 | 498 | 1007 | -10 | -47 | -57 | 214 | 275 | -61 | 822 | 640 | 1462 |
| 30-34 | 341 | 219 | 560 | 326 | 236 | 562 | 15 | -17 | -2 | 139 | 157 | -18 | 430 | 316 | 746 |
| 35-39 | 150 | 150 | 300 | 177 | 116 | 293 | -27 | 34 | 7 | 82 | 77 | 5 | 230 | 180 | 410 |
| 40-44 | 96 | 70 | 166 | 96 | 87 | 183 | | -17 | -17 | 52 | 54 | -2 | 162 | 124 | 286 |
| 45-49 | 88 | 77 | 165 | 72 | 63 | 135 | 16 | 14 | 30 | 45 | 40 | 5 | 136 | 137 | 273 |
| 50-54 | 51 | 44 | 95 | 56 | 62 | 118 | -5 | -18 | -23 | 13 | 23 | -10 | 112 | 95 | 207 |
| 55-59 | 40 | 46 | 86 | 40 | 58 | 98 | | -12 | -12 | 13 | 10 | 3 | 73 | 69 | 142 |
| 60-64 | 34 | 49 | 83 | 35 | 62 | 97 | -1 | -13 | -14 | 5 | 9 | -4 | 86 | 112 | 198 |
| 65-69 | 39 | 33 | 72 | 50 | 44 | 94 | -11 | -11 | -22 | 8 | 5 | 3 | 93 | 92 | 185 |
| 70-74 | 16 | 14 | 30 | 21 | 24 | 45 | -5 | -10 | -15 | 2 | 6 | -4 | 56 | 70 | 126 |
| 75-79 | 11 | 17 | 28 | 14 | 8 | 22 | -3 | 9 | 6 | 2 | 1 | 1 | 33 | 59 | 92 |
| 80-84 | 6 | 7 | 13 | 4 | 5 | 9 | 2 | 2 | 4 | 1 | 1 | | 23 | 44 | 67 |
| 85- | 2 | 4 | 6 | 3 | 4 | 7 | -1 | -1 | | | | | 8 | 36 | 44 |
| SUMMA | 2659 | 2615 | 5274 | 2716 | 2755 | 5471 | -57 | -140 | -197 | 1427 | 1427 | | 4144 | 4163 | 8307 |

Tabell 5 (forts) Flyttningar efter kön, ålder och medborgarskap för A-regioner 1975

| ÅLDER VID ÅRETS SLUT | INFLYTTNING | | | UTFLYTTNING | | | NETTOINFLYTTNING | | | OMFLYTTNING AV UTLÄNNINGAR | | | FLYTTNINGAR INOM OMRÅDET | | |
|------------------------------------|-------------|------|-------|-------------|------|-------|------------------|-----|-------|-------------------------------|-----|-------|-----------------------------|------|-------|
| | M | KV | SUMMA | M | KV | SUMMA | M | KV | SUMMA | IN | UT | NETTO | M | KV | SUMMA |
| A-REGION 37 LIDKÖPING/SKARA | | | | | | | | | | | | | | | |
| - 4 | 154 | 128 | 282 | 104 | 110 | 214 | 50 | 18 | 68 | 51 | 27 | 24 | 198 | 235 | 433 |
| 5- 9 | 102 | 89 | 191 | 78 | 98 | 176 | 24 | -9 | 15 | 15 | 18 | -3 | 129 | 157 | 286 |
| 10-14 | 75 | 80 | 155 | 46 | 35 | 81 | 29 | 45 | 74 | 21 | 4 | 17 | 82 | 83 | 165 |
| 15-19 | 63 | 115 | 178 | 76 | 130 | 206 | -13 | -15 | -28 | 23 | 14 | 9 | 91 | 197 | 288 |
| 20-24 | 167 | 215 | 382 | 224 | 302 | 526 | -57 | -87 | -144 | 48 | 29 | 19 | 341 | 356 | 697 |
| 25-29 | 213 | 191 | 404 | 227 | 192 | 419 | -14 | -1 | -15 | 46 | 26 | 20 | 309 | 255 | 564 |
| 30-34 | 128 | 104 | 232 | 131 | 77 | 208 | -3 | 27 | 24 | 29 | 19 | 10 | 197 | 146 | 343 |
| 35-39 | 58 | 69 | 127 | 54 | 46 | 100 | 4 | 23 | 27 | 16 | 7 | 9 | 86 | 68 | 154 |
| 40-44 | 67 | 51 | 118 | 31 | 30 | 61 | 36 | 21 | 57 | 14 | 4 | 10 | 54 | 46 | 100 |
| 45-49 | 32 | 32 | 64 | 33 | 27 | 60 | -1 | 5 | 4 | 9 | 7 | 2 | 45 | 33 | 78 |
| 50-54 | 14 | 29 | 43 | 18 | 18 | 36 | -4 | 11 | 7 | 1 | 2 | -1 | 40 | 37 | 77 |
| 55-59 | 22 | 19 | 41 | 14 | 26 | 40 | 8 | -7 | 1 | 1 | 1 | 1 | 33 | 35 | 68 |
| 60-64 | 14 | 21 | 35 | 15 | 19 | 34 | -1 | 2 | 1 | 1 | 1 | 1 | 35 | 44 | 79 |
| 65-69 | 32 | 17 | 49 | 17 | 24 | 41 | 15 | -7 | 8 | 1 | 1 | 1 | 50 | 38 | 88 |
| 70-74 | 4 | 17 | 21 | 14 | 12 | 26 | -10 | 5 | -5 | 1 | 1 | 1 | 29 | 32 | 61 |
| 75-79 | 7 | 5 | 12 | 6 | 5 | 11 | 1 | 1 | 1 | 1 | 2 | -1 | 19 | 22 | 41 |
| 80-84 | 1 | 4 | 5 | 2 | 4 | 6 | -1 | 1 | -1 | 1 | 1 | 1 | 14 | 15 | 29 |
| 85- | 3 | 1 | 4 | 1 | 1 | 2 | 2 | -1 | 1 | 1 | | | 9 | 16 | 25 |
| SUMMA | 1156 | 1186 | 2342 | 1091 | 1156 | 2247 | 65 | 30 | 95 | 279 | 161 | 118 | 1761 | 1815 | 3576 |
| A-REGION 38 FALKÖPING | | | | | | | | | | | | | | | |
| - 4 | 66 | 66 | 132 | 48 | 55 | 103 | 18 | 11 | 29 | 20 | 8 | 12 | 85 | 74 | 159 |
| 5- 9 | 46 | 47 | 93 | 44 | 47 | 91 | 2 | 2 | 2 | 7 | 7 | | 41 | 66 | 107 |
| 10-14 | 34 | 22 | 56 | 29 | 28 | 57 | 5 | -6 | -1 | 4 | 4 | | 33 | 35 | 68 |
| 15-19 | 37 | 68 | 105 | 42 | 64 | 106 | -5 | 4 | -1 | 4 | 1 | 3 | 56 | 119 | 175 |
| 20-24 | 95 | 134 | 229 | 129 | 154 | 283 | -34 | -20 | -54 | 4 | 9 | -5 | 156 | 136 | 292 |
| 25-29 | 129 | 92 | 221 | 130 | 97 | 227 | -1 | -5 | -6 | 28 | 11 | 17 | 141 | 122 | 263 |
| 30-34 | 66 | 58 | 124 | 50 | 48 | 98 | 16 | 10 | 26 | 12 | 9 | 3 | 75 | 43 | 118 |
| 35-39 | 39 | 29 | 68 | 34 | 22 | 56 | 5 | 7 | 12 | 7 | 9 | -2 | 44 | 35 | 79 |
| 40-44 | 21 | 27 | 48 | 19 | 27 | 46 | 2 | 2 | 2 | 9 | 4 | 5 | 34 | 29 | 63 |
| 45-49 | 13 | 12 | 25 | 19 | 19 | 38 | -6 | -7 | -13 | 2 | 3 | -1 | 27 | 21 | 48 |
| 50-54 | 17 | 17 | 34 | 20 | 16 | 36 | -3 | 1 | -2 | 2 | 1 | 1 | 20 | 26 | 46 |
| 55-59 | 18 | 12 | 30 | 12 | 10 | 22 | 6 | 2 | 8 | 2 | 1 | 1 | 18 | 19 | 37 |
| 60-64 | 11 | 10 | 21 | 10 | 14 | 24 | 1 | -4 | -3 | | | | 15 | 15 | 30 |
| 65-69 | 13 | 13 | 26 | 12 | 17 | 29 | 1 | -4 | -3 | | 1 | -1 | 20 | 18 | 38 |
| 70-74 | 7 | 10 | 17 | 9 | 11 | 20 | -2 | -1 | -3 | | | | 13 | 15 | 28 |
| 75-79 | 7 | 7 | 14 | 4 | 4 | 8 | 3 | 3 | 6 | | | | 6 | 7 | 13 |
| 80-84 | 3 | 3 | 6 | 2 | 2 | 4 | -2 | 1 | -1 | | | | 9 | 8 | 17 |
| 85- | 1 | 1 | 2 | 1 | 1 | 2 | -1 | 1 | 1 | | | | 4 | 6 | 10 |
| SUMMA | 619 | 628 | 1247 | 614 | 635 | 1249 | 5 | -7 | -2 | 101 | 68 | 33 | 797 | 794 | 1591 |
| A-REGION 39 SKÖVDE | | | | | | | | | | | | | | | |
| - 4 | 147 | 152 | 299 | 136 | 145 | 281 | 11 | 7 | 18 | 74 | 54 | 20 | 234 | 194 | 428 |
| 5- 9 | 93 | 115 | 208 | 98 | 108 | 206 | -5 | 7 | 2 | 44 | 51 | -7 | 141 | 126 | 267 |
| 10-14 | 44 | 56 | 100 | 65 | 65 | 130 | -21 | -9 | -30 | 23 | 17 | 6 | 77 | 88 | 165 |
| 15-19 | 79 | 151 | 230 | 93 | 128 | 221 | -14 | 23 | 9 | 65 | 41 | 24 | 90 | 210 | 300 |
| 20-24 | 276 | 317 | 593 | 323 | 313 | 636 | -47 | 4 | -43 | 147 | 145 | 2 | 303 | 356 | 659 |
| 25-29 | 291 | 227 | 518 | 310 | 199 | 509 | -19 | 28 | 9 | 97 | 114 | -17 | 356 | 254 | 610 |
| 30-34 | 150 | 118 | 268 | 159 | 112 | 271 | -9 | 6 | -3 | 57 | 45 | 12 | 190 | 150 | 340 |
| 35-39 | 83 | 51 | 134 | 70 | 62 | 132 | 13 | -11 | 2 | 23 | 25 | -2 | 93 | 61 | 154 |
| 40-44 | 41 | 49 | 90 | 58 | 27 | 85 | -17 | 22 | 5 | 17 | 20 | -3 | 75 | 50 | 125 |
| 45-49 | 40 | 32 | 72 | 54 | 40 | 94 | -14 | -8 | -22 | 14 | 21 | -7 | 46 | 26 | 72 |
| 50-54 | 25 | 27 | 52 | 28 | 35 | 63 | -3 | -8 | -11 | 4 | 9 | -5 | 42 | 36 | 78 |
| 55-59 | 12 | 23 | 35 | 21 | 21 | 42 | -9 | 2 | -7 | 3 | 4 | -1 | 37 | 33 | 70 |
| 60-64 | 9 | 19 | 28 | 16 | 24 | 40 | -7 | -5 | -12 | 2 | 3 | -1 | 30 | 27 | 57 |
| 65-69 | 20 | 16 | 36 | 20 | 18 | 38 | -2 | -2 | -2 | 1 | 1 | 1 | 21 | 19 | 40 |
| 70-74 | 16 | 12 | 28 | 8 | 4 | 12 | 8 | 8 | 16 | 1 | 1 | | 19 | 21 | 40 |
| 75-79 | 6 | 5 | 11 | 6 | 2 | 8 | | 3 | 3 | | | | 20 | 16 | 36 |
| 80-84 | 3 | 3 | 6 | | | | 3 | 3 | 3 | 1 | | 1 | 5 | 5 | 10 |
| 85- | 2 | 2 | 4 | | 1 | 1 | | 1 | 1 | 1 | 1 | 1 | 5 | 6 | 11 |
| SUMMA | 1335 | 1372 | 2707 | 1465 | 1304 | 2769 | -130 | 68 | -62 | 574 | 550 | 24 | 1784 | 1678 | 3462 |

| ÅLDER VID ÅRETS SLUT | INFLYTTNING | | | UTFLYTTNING | | | NETTOINFLYTTNING | | | OMFLYTTNING AV UTLÄNNINGAR | | | FLYTTNINGAR INOM OMRÅDET | | |
|--------------------------|-------------|------|-------|-------------|------|-------|------------------|-----|-------|-------------------------------|-----|-------|-----------------------------|------|-------|
| | M | KV | SUMMA | M | KV | SUMMA | M | KV | SUMMA | IN | UT | NETTO | M | KV | SUMMA |
| A-REGION 40 MARIESTAD | | | | | | | | | | | | | | | |
| - 4 | 100 | 86 | 186 | 81 | 86 | 167 | 19 | | 19 | 65 | 61 | 4 | 123 | 96 | 219 |
| 5- 9 | 66 | 59 | 125 | 54 | 59 | 113 | 12 | | 12 | 46 | 36 | 10 | 87 | 60 | 147 |
| 10-14 | 48 | 38 | 86 | 40 | 46 | 86 | 8 | -8 | | 26 | 29 | -3 | 39 | 45 | 84 |
| 15-19 | 80 | 78 | 158 | 67 | 89 | 156 | 13 | -11 | 2 | 84 | 51 | 33 | 61 | 125 | 186 |
| 20-24 | 173 | 188 | 361 | 204 | 208 | 412 | -31 | -20 | -51 | 140 | 124 | 16 | 187 | 212 | 399 |
| 25-29 | 189 | 131 | 320 | 155 | 104 | 259 | 34 | 27 | 61 | 101 | 71 | 30 | 173 | 109 | 282 |
| 30-34 | 82 | 69 | 151 | 88 | 59 | 147 | -6 | 10 | 4 | 38 | 32 | 6 | 99 | 82 | 181 |
| 35-39 | 58 | 39 | 97 | 50 | 27 | 77 | 8 | 12 | 20 | 34 | 21 | 13 | 45 | 41 | 86 |
| 40-44 | 32 | 25 | 57 | 29 | 24 | 53 | 3 | 1 | 4 | 19 | 8 | 11 | 34 | 18 | 52 |
| 45-49 | 19 | 22 | 41 | 20 | 18 | 38 | -1 | 4 | 3 | 9 | 10 | -1 | 23 | 25 | 48 |
| 50-54 | 19 | 17 | 36 | 14 | 15 | 29 | 5 | 2 | 7 | 4 | 4 | | 30 | 26 | 56 |
| 55-59 | 13 | 11 | 24 | 18 | 18 | 36 | -5 | -7 | -12 | | 6 | -6 | 27 | 19 | 46 |
| 60-64 | 23 | 21 | 44 | 12 | 15 | 27 | 11 | 6 | 17 | 1 | | 1 | 21 | 28 | 49 |
| 65-69 | 18 | 11 | 29 | 15 | 10 | 25 | 3 | 1 | 4 | 1 | 1 | | 24 | 16 | 40 |
| 70-74 | 6 | 5 | 11 | 9 | 8 | 17 | -3 | -3 | -6 | | | | 10 | 12 | 22 |
| 75-79 | 1 | 2 | 3 | 4 | 6 | 10 | -3 | -4 | -7 | | | 1 | 4 | 16 | 20 |
| 80-84 | | 2 | 2 | | 1 | 1 | | 1 | 1 | | | -1 | 6 | 8 | 14 |
| 85- | | | | | | | | | | | | | 1 | 7 | 8 |
| SUMMA | 927 | 804 | 1731 | 860 | 793 | 1653 | 67 | 11 | 78 | 568 | 456 | 112 | 994 | 945 | 1939 |
| A-REGION 41 KRISTINEHAMN | | | | | | | | | | | | | | | |
| - 4 | 104 | 94 | 198 | 94 | 72 | 166 | 10 | 22 | 32 | 48 | 34 | 14 | 50 | 40 | 90 |
| 5- 9 | 75 | 73 | 148 | 52 | 61 | 113 | 23 | 12 | 35 | 44 | 26 | 18 | 36 | 38 | 74 |
| 10-14 | 56 | 50 | 106 | 36 | 36 | 72 | 20 | 14 | 34 | 36 | 7 | 29 | 29 | 29 | 58 |
| 15-19 | 68 | 86 | 154 | 63 | 96 | 159 | 5 | -10 | -5 | 42 | 31 | 11 | 28 | 59 | 87 |
| 20-24 | 197 | 170 | 367 | 208 | 210 | 418 | -11 | -40 | -51 | 99 | 75 | 24 | 93 | 89 | 182 |
| 25-29 | 214 | 141 | 355 | 185 | 133 | 318 | 29 | 8 | 37 | 77 | 60 | 17 | 70 | 57 | 127 |
| 30-34 | 112 | 88 | 200 | 88 | 69 | 157 | 24 | 19 | 43 | 51 | 25 | 26 | 33 | 31 | 64 |
| 35-39 | 79 | 45 | 124 | 52 | 28 | 80 | 27 | 17 | 44 | 36 | 13 | 23 | 31 | 12 | 43 |
| 40-44 | 35 | 21 | 56 | 28 | 31 | 59 | 7 | -10 | -3 | 12 | 9 | 3 | 17 | 13 | 30 |
| 45-49 | 22 | 15 | 37 | 33 | 28 | 61 | -11 | -13 | -24 | 11 | 9 | 2 | 13 | 12 | 25 |
| 50-54 | 18 | 18 | 36 | 25 | 25 | 50 | -7 | -7 | -14 | 7 | 3 | 4 | 11 | 7 | 18 |
| 55-59 | 20 | 18 | 38 | 10 | 14 | 24 | 10 | 4 | 14 | 3 | 1 | 2 | 11 | 10 | 21 |
| 60-64 | 13 | 18 | 31 | 22 | 24 | 46 | -9 | -6 | -15 | 4 | 2 | 2 | 14 | 10 | 24 |
| 65-69 | 18 | 17 | 35 | 18 | 15 | 33 | | 2 | 2 | 1 | 1 | | 7 | 8 | 15 |
| 70-74 | 5 | 8 | 13 | 10 | 8 | 18 | -5 | | -5 | 1 | | 1 | 3 | 10 | 13 |
| 75-79 | 4 | 3 | 7 | 8 | 10 | 18 | -4 | -7 | -11 | 1 | 4 | -3 | 5 | 4 | 9 |
| 80-84 | | 3 | 3 | | 1 | 1 | | 2 | 2 | 1 | | | 1 | 3 | 4 |
| 85- | | 1 | 1 | 2 | 2 | 4 | -2 | -1 | -3 | | 1 | -1 | 2 | | 2 |
| SUMMA | 1040 | 869 | 1909 | 934 | 863 | 1797 | 106 | 6 | 112 | 474 | 301 | 173 | 454 | 432 | 886 |
| A-REGION 42 KARLSTAD | | | | | | | | | | | | | | | |
| - 4 | 279 | 283 | 562 | 192 | 180 | 372 | 87 | 103 | 190 | 80 | 45 | 35 | 505 | 376 | 881 |
| 5- 9 | 216 | 223 | 439 | 133 | 147 | 280 | 83 | 76 | 159 | 52 | 27 | 25 | 266 | 298 | 564 |
| 10-14 | 138 | 125 | 263 | 107 | 100 | 207 | 31 | 25 | 56 | 18 | 20 | -2 | 170 | 173 | 343 |
| 15-19 | 125 | 187 | 312 | 100 | 221 | 321 | 25 | -34 | -9 | 32 | 24 | 8 | 225 | 389 | 614 |
| 20-24 | 377 | 502 | 879 | 405 | 508 | 913 | -28 | -6 | -34 | 97 | 58 | 39 | 669 | 773 | 1442 |
| 25-29 | 466 | 416 | 882 | 387 | 331 | 718 | 79 | 85 | 164 | 87 | 57 | 25 | 749 | 569 | 1318 |
| 30-34 | 315 | 244 | 559 | 234 | 188 | 422 | 81 | 56 | 137 | 61 | 48 | 13 | 450 | 309 | 759 |
| 35-39 | 160 | 114 | 274 | 108 | 105 | 213 | 52 | 9 | 61 | 23 | 25 | -2 | 256 | 179 | 435 |
| 40-44 | 109 | 77 | 186 | 89 | 64 | 153 | 20 | 13 | 33 | 12 | 15 | -3 | 170 | 108 | 278 |
| 45-49 | 79 | 71 | 150 | 60 | 43 | 103 | 19 | 28 | 47 | 14 | 12 | 2 | 113 | 118 | 231 |
| 50-54 | 61 | 74 | 135 | 45 | 53 | 98 | 16 | 21 | 37 | 11 | 9 | 2 | 122 | 88 | 210 |
| 55-59 | 46 | 40 | 86 | 36 | 34 | 70 | 10 | 6 | 16 | 7 | 3 | 4 | 96 | 85 | 181 |
| 60-64 | 45 | 46 | 91 | 27 | 36 | 63 | 18 | 10 | 28 | 3 | 1 | 2 | 72 | 97 | 169 |
| 65-69 | 42 | 39 | 81 | 43 | 25 | 68 | -1 | 14 | 13 | 1 | | 1 | 81 | 58 | 139 |
| 70-74 | 21 | 28 | 49 | 11 | 31 | 42 | 10 | -3 | 7 | 5 | 5 | | 38 | 45 | 83 |
| 75-79 | 10 | 18 | 28 | 10 | 10 | 20 | | 8 | 8 | 4 | 1 | 3 | 27 | 42 | 69 |
| 80-84 | 6 | 1 | 7 | 5 | 4 | 9 | 1 | -3 | -2 | 1 | 2 | -1 | 17 | 21 | 38 |
| 85- | | 2 | 2 | 1 | 3 | 4 | -1 | -1 | -2 | | 2 | -2 | 8 | 17 | 25 |
| SUMMA | 2495 | 2490 | 4985 | 1993 | 2083 | 4076 | 502 | 407 | 909 | 503 | 354 | 149 | 4034 | 3745 | 7779 |

Tabell 5 (forts) Flyttningar efter kön, ålder och medborgarskap för A-regioner 1975

| ÅLDER VID ÅRETS SLUT | INFLYTTNING | | | UTFLYTTNING | | | NETTOINFLYTTNING | | | OMFLYTTNING AV UTLÄNNINGAR | | | FLYTTNINGAR INOM OMRÅDET | | |
|--------------------------------|-------------|------|-------|-------------|------|-------|------------------|-----|-------|-------------------------------|-----|-------|-----------------------------|------|-------|
| | M | KV | SUMMA | M | KV | SUMMA | M | KV | SUMMA | IN | UT | NETTO | M | KV | SUMMA |
| A-REGION 43 SXFFLE/AMRL | | | | | | | | | | | | | | | |
| - 4 | 85 | 88 | 173 | 63 | 80 | 143 | 22 | 8 | 30 | 50 | 24 | 26 | 55 | 64 | 119 |
| 5- 9 | 55 | 65 | 120 | 60 | 45 | 105 | -5 | 20 | 15 | 30 | 28 | 2 | 41 | 34 | 75 |
| 10-14 | 60 | 46 | 106 | 36 | 39 | 75 | 24 | 7 | 31 | 26 | 20 | 6 | 20 | 25 | 45 |
| 15-19 | 53 | 65 | 118 | 53 | 66 | 119 | | -1 | -1 | 32 | 11 | 21 | 34 | 64 | 98 |
| 20-24 | 126 | 133 | 259 | 175 | 189 | 364 | -49 | -56 | -105 | 53 | 43 | 10 | 84 | 105 | 189 |
| 25-29 | 143 | 133 | 276 | 146 | 92 | 238 | -3 | 41 | 38 | 63 | 43 | 20 | 107 | 77 | 184 |
| 30-34 | 102 | 71 | 173 | 79 | 71 | 150 | 23 | | 23 | 37 | 29 | 8 | 47 | 48 | 95 |
| 35-39 | 41 | 35 | 76 | 49 | 38 | 87 | -8 | -3 | -11 | 19 | 13 | 6 | 35 | 20 | 55 |
| 40-44 | 41 | 33 | 74 | 29 | 20 | 49 | 12 | 13 | 25 | 15 | 10 | 5 | 23 | 14 | 37 |
| 45-49 | 35 | 22 | 57 | 23 | 17 | 40 | 12 | 5 | 17 | 12 | 11 | 1 | 25 | 12 | 37 |
| 50-54 | 28 | 14 | 42 | 11 | 15 | 26 | 17 | -1 | 16 | 8 | 2 | 6 | 15 | 18 | 33 |
| 55-59 | 15 | 12 | 27 | 7 | 10 | 17 | 8 | 2 | 10 | 2 | | 2 | 16 | 14 | 30 |
| 60-64 | 14 | 22 | 36 | 9 | 17 | 26 | 5 | 5 | 10 | | 1 | -1 | 12 | 19 | 31 |
| 65-69 | 15 | 17 | 32 | 6 | 7 | 13 | 9 | 10 | 19 | 1 | 1 | | 25 | 14 | 39 |
| 70-74 | 10 | 8 | 18 | 6 | 7 | 13 | 4 | 1 | 5 | 2 | 1 | 1 | 11 | 8 | 19 |
| 75-79 | 3 | 5 | 8 | 1 | 4 | 5 | 2 | 1 | 3 | 1 | | 1 | 12 | 7 | 19 |
| 80-84 | 1 | 4 | 5 | | 1 | 1 | 1 | 3 | 4 | | | | 6 | 11 | 17 |
| 85- | | 4 | 4 | 1 | 2 | 3 | -1 | 2 | 1 | 1 | | 1 | 3 | 1 | 4 |
| SUMMA | 827 | 777 | 1604 | 754 | 720 | 1474 | 73 | 57 | 130 | 352 | 237 | 115 | 571 | 555 | 1126 |
| A-REGION 44 ARVIKA | | | | | | | | | | | | | | | |
| - 4 | 77 | 78 | 155 | 39 | 49 | 88 | 38 | 29 | 67 | 31 | 22 | 9 | 84 | 75 | 159 |
| 5- 9 | 68 | 56 | 124 | 42 | 34 | 76 | 26 | 22 | 48 | 13 | 12 | 1 | 57 | 53 | 110 |
| 10-14 | 32 | 26 | 58 | 22 | 36 | 58 | 10 | -10 | -10 | 7 | 6 | 1 | 35 | 46 | 81 |
| 15-19 | 36 | 62 | 98 | 33 | 77 | 110 | 3 | -15 | -12 | 22 | 15 | 7 | 28 | 79 | 107 |
| 20-24 | 113 | 151 | 264 | 128 | 170 | 298 | -15 | -19 | -34 | 49 | 28 | 21 | 138 | 154 | 292 |
| 25-29 | 130 | 127 | 257 | 110 | 88 | 198 | 20 | 39 | 59 | 39 | 27 | 12 | 137 | 100 | 237 |
| 30-34 | 71 | 49 | 120 | 41 | 36 | 77 | 30 | 13 | 43 | 12 | 10 | 2 | 78 | 62 | 140 |
| 35-39 | 44 | 34 | 78 | 30 | 20 | 50 | 14 | 14 | 28 | 11 | 8 | 3 | 42 | 32 | 74 |
| 40-44 | 26 | 20 | 46 | 20 | 20 | 40 | 6 | | 6 | 3 | 2 | 1 | 27 | 28 | 55 |
| 45-49 | 18 | 16 | 34 | 18 | 16 | 34 | | | | 6 | 7 | -1 | 26 | 29 | 55 |
| 50-54 | 31 | 18 | 49 | 17 | 18 | 35 | 14 | | 14 | 9 | 5 | 4 | 25 | 18 | 43 |
| 55-59 | 18 | 13 | 31 | 15 | 6 | 21 | 3 | 7 | 10 | 2 | | 2 | 12 | 15 | 27 |
| 60-64 | 12 | 15 | 27 | 5 | 12 | 17 | 7 | 3 | 10 | 1 | 1 | | 13 | 17 | 30 |
| 65-69 | 22 | 18 | 40 | 8 | 10 | 18 | 14 | 8 | 22 | 2 | 2 | | 13 | 14 | 27 |
| 70-74 | 7 | 8 | 15 | 5 | 5 | 10 | 2 | 3 | 5 | | 1 | -1 | 5 | 15 | 20 |
| 75-79 | 2 | 5 | 7 | 4 | 7 | 11 | -2 | -2 | -4 | 2 | 2 | | 7 | 15 | 22 |
| 80-84 | 2 | 2 | 4 | 2 | 2 | 4 | | | | | 1 | -1 | 5 | 4 | 9 |
| 85- | | 1 | 1 | | 1 | 1 | | | | | | | 7 | 7 | 14 |
| SUMMA | 709 | 699 | 1408 | 539 | 607 | 1146 | 170 | 92 | 262 | 209 | 149 | 60 | 732 | 763 | 1495 |
| A-REGION 45 HREBRO | | | | | | | | | | | | | | | |
| - 4 | 278 | 310 | 588 | 301 | 273 | 574 | -23 | 37 | 14 | 114 | 72 | 42 | 482 | 459 | 941 |
| 5- 9 | 204 | 213 | 417 | 215 | 188 | 403 | -11 | 25 | 14 | 72 | 63 | 9 | 367 | 342 | 709 |
| 10-14 | 138 | 146 | 284 | 142 | 174 | 316 | -4 | -28 | -32 | 58 | 34 | 24 | 208 | 217 | 425 |
| 15-19 | 123 | 249 | 372 | 125 | 202 | 327 | -2 | 47 | 45 | 68 | 46 | 22 | 268 | 608 | 876 |
| 20-24 | 506 | 666 | 1172 | 445 | 571 | 1016 | 61 | 95 | 156 | 126 | 74 | 52 | 1015 | 1035 | 2050 |
| 25-29 | 592 | 492 | 1084 | 517 | 512 | 1029 | 75 | -20 | 55 | 145 | 112 | 33 | 1037 | 821 | 1858 |
| 30-34 | 344 | 269 | 613 | 344 | 256 | 600 | | 13 | 13 | 87 | 77 | 10 | 688 | 437 | 1125 |
| 35-39 | 168 | 113 | 281 | 160 | 126 | 286 | 8 | -13 | -5 | 48 | 49 | -1 | 309 | 218 | 527 |
| 40-44 | 79 | 75 | 154 | 99 | 78 | 177 | -20 | -3 | -23 | 25 | 24 | 1 | 200 | 148 | 348 |
| 45-49 | 76 | 52 | 128 | 60 | 59 | 119 | 16 | -7 | 9 | 17 | 13 | 4 | 180 | 138 | 318 |
| 50-54 | 56 | 56 | 112 | 66 | 57 | 123 | -10 | -1 | -11 | 13 | 8 | 5 | 173 | 162 | 335 |
| 55-59 | 43 | 41 | 84 | 40 | 41 | 81 | 3 | | 3 | 5 | 4 | 1 | 186 | 149 | 335 |
| 60-64 | 29 | 53 | 82 | 40 | 53 | 93 | -11 | | -11 | 3 | 4 | -1 | 113 | 125 | 238 |
| 65-69 | 47 | 46 | 93 | 46 | 30 | 76 | 1 | 16 | 17 | 4 | 2 | 2 | 101 | 136 | 237 |
| 70-74 | 23 | 27 | 50 | 22 | 22 | 44 | 1 | 5 | 6 | 4 | | 4 | 72 | 103 | 175 |
| 75-79 | 8 | 12 | 20 | 9 | 11 | 20 | -1 | 1 | | | | 2 | 71 | 91 | 162 |
| 80-84 | 3 | 8 | 11 | 7 | 10 | 17 | -4 | -2 | -6 | | | | 30 | 70 | 100 |
| 85- | 2 | 2 | 4 | 2 | 4 | 6 | | -2 | -2 | | | | 22 | 39 | 61 |
| SUMMA | 2719 | 2830 | 5549 | 2640 | 2667 | 5307 | 79 | 163 | 242 | 791 | 582 | 209 | 5522 | 5298 | 10820 |

| ÅLDER VID RRETS SLUT | INFLYTTNING | | | UTFLYTTNING | | | NETTOINFLYTTNING | | | OMFLYTTNING AV UTLÄNNINGAR | | | FLYTTNINGAR INOM OMRÅDET | | |
|-------------------------|-------------|------|-------|-------------|------|-------|------------------|------|-------|-------------------------------|------|-------|-----------------------------|------|-------|
| | M | KV | SUMMA | M | KV | SUMMA | M | KV | SUMMA | IN | UT | NETTO | M | KV | SUMMA |
| A-REGION 46 KARLSKOGA | | | | | | | | | | | | | | | |
| - 4 | 131 | 116 | 247 | 102 | 88 | 190 | 29 | 28 | 57 | 99 | 43 | 56 | 43 | 29 | 72 |
| 5- 9 | 108 | 77 | 185 | 71 | 83 | 154 | 37 | -6 | 31 | 74 | 52 | 22 | 23 | 35 | 58 |
| 10-14 | 59 | 47 | 106 | 55 | 44 | 99 | 4 | 3 | 7 | 37 | 24 | 13 | 17 | 27 | 44 |
| 15-19 | 70 | 78 | 148 | 57 | 85 | 142 | 13 | -7 | 6 | 56 | 40 | 16 | 14 | 28 | 42 |
| 20-24 | 229 | 165 | 394 | 241 | 227 | 468 | -12 | -62 | -74 | 165 | 115 | 50 | 35 | 52 | 87 |
| 25-29 | 212 | 150 | 362 | 229 | 164 | 393 | -17 | -14 | -31 | 116 | 93 | 23 | 43 | 38 | 81 |
| 30-34 | 148 | 90 | 238 | 119 | 79 | 198 | 29 | 11 | 40 | 88 | 54 | 34 | 42 | 32 | 74 |
| 35-39 | 55 | 39 | 94 | 64 | 34 | 98 | -9 | 5 | -4 | 25 | 28 | -3 | 18 | 10 | 28 |
| 40-44 | 36 | 25 | 61 | 37 | 24 | 61 | -1 | 1 | | 17 | 14 | 3 | 8 | 6 | 14 |
| 45-49 | 28 | 23 | 51 | 24 | 20 | 44 | 4 | 3 | 7 | 14 | 11 | 3 | 3 | 6 | 9 |
| 50-54 | 16 | 13 | 29 | 22 | 17 | 39 | -6 | -4 | -10 | 6 | 8 | -2 | 7 | 5 | 12 |
| 55-59 | 6 | 6 | 12 | 12 | 23 | 35 | -6 | -17 | -23 | 3 | 2 | 1 | 6 | 6 | 6 |
| 60-64 | 10 | 15 | 25 | 14 | 25 | 39 | -4 | -10 | -14 | 1 | 4 | -3 | 6 | 5 | 11 |
| 65-69 | 10 | 10 | 20 | 17 | 12 | 29 | -7 | -2 | -9 | 2 | 2 | | 4 | 3 | 7 |
| 70-74 | 5 | 5 | 10 | 10 | 8 | 18 | -5 | -3 | -8 | 1 | 2 | -1 | 3 | 4 | 7 |
| 75-79 | 1 | 3 | 4 | 3 | 4 | 7 | -2 | -1 | -3 | 1 | 1 | | 2 | 1 | 3 |
| 80-84 | 1 | 4 | 5 | 1 | 1 | 2 | | 3 | 3 | | | | 2 | 2 | 2 |
| 85- | 2 | 1 | 3 | | | | 2 | 1 | 3 | | | | 3 | 3 | 3 |
| SUMMA | 1127 | 867 | 1994 | 1078 | 938 | 2016 | 49 | -71 | -22 | 705 | 493 | 212 | 268 | 292 | 560 |
| A-REGION 47 LINDESBERG | | | | | | | | | | | | | | | |
| - 4 | 114 | 133 | 247 | 89 | 95 | 184 | 25 | 38 | 63 | 44 | 44 | | 42 | 44 | 86 |
| 5- 9 | 85 | 58 | 143 | 83 | 61 | 144 | 2 | -3 | -1 | 20 | 39 | -19 | 35 | 27 | 62 |
| 10-14 | 72 | 61 | 133 | 44 | 48 | 92 | 28 | 13 | 41 | 21 | 18 | 3 | 17 | 14 | 31 |
| 15-19 | 56 | 88 | 144 | 70 | 117 | 187 | -14 | -29 | -43 | 38 | 37 | 1 | 31 | 66 | 97 |
| 20-24 | 135 | 139 | 274 | 205 | 189 | 394 | -70 | -50 | -120 | 51 | 61 | -10 | 72 | 99 | 171 |
| 25-29 | 168 | 168 | 336 | 163 | 132 | 295 | 5 | 36 | 41 | 66 | 58 | 8 | 84 | 46 | 130 |
| 30-34 | 143 | 81 | 224 | 129 | 76 | 205 | 14 | 5 | 19 | 37 | 40 | -3 | 32 | 19 | 51 |
| 35-39 | 49 | 47 | 96 | 52 | 40 | 92 | -3 | 7 | 4 | 16 | 23 | -7 | 21 | 15 | 36 |
| 40-44 | 45 | 33 | 78 | 41 | 28 | 69 | 4 | 5 | 9 | 8 | 11 | -3 | 16 | 13 | 29 |
| 45-49 | 32 | 21 | 53 | 28 | 30 | 58 | 4 | -9 | -5 | 8 | 12 | -4 | 12 | 11 | 23 |
| 50-54 | 24 | 16 | 40 | 25 | 12 | 37 | -1 | 4 | 3 | 6 | 4 | 2 | 10 | 10 | 20 |
| 55-59 | 18 | 16 | 34 | 13 | 23 | 36 | 5 | -7 | -2 | 1 | 3 | -2 | 12 | 8 | 20 |
| 60-64 | 25 | 28 | 53 | 22 | 31 | 53 | 3 | -3 | 3 | 2 | 7 | -5 | 13 | 12 | 25 |
| 65-69 | 20 | 14 | 34 | 27 | 25 | 52 | -7 | -11 | -18 | 1 | 6 | -5 | 7 | 11 | 18 |
| 70-74 | 6 | 11 | 17 | 12 | 9 | 21 | -6 | 2 | -4 | 3 | 3 | -3 | 5 | 8 | 13 |
| 75-79 | 5 | 3 | 8 | 7 | 4 | 11 | -2 | -1 | -3 | 1 | 3 | -2 | 10 | 8 | 18 |
| 80-84 | 1 | 3 | 4 | 2 | 4 | 6 | -1 | -1 | -2 | | 1 | -1 | 4 | 4 | 8 |
| 85- | 1 | 2 | 3 | 1 | 4 | 5 | | -2 | -2 | | 1 | -1 | 2 | 4 | 6 |
| SUMMA | 999 | 922 | 1921 | 1013 | 928 | 1941 | -14 | -6 | -20 | 320 | 371 | -51 | 425 | 419 | 844 |
| A-REGION 48 VÄSTERås | | | | | | | | | | | | | | | |
| - 4 | 309 | 311 | 620 | 358 | 340 | 698 | -49 | -29 | -78 | 203 | 130 | 73 | 430 | 452 | 882 |
| 5- 9 | 220 | 198 | 418 | 315 | 331 | 646 | -95 | -133 | -228 | 123 | 158 | -35 | 314 | 316 | 630 |
| 10-14 | 128 | 131 | 259 | 185 | 184 | 369 | -57 | -53 | -110 | 78 | 82 | -4 | 228 | 249 | 477 |
| 15-19 | 185 | 243 | 428 | 172 | 255 | 427 | 13 | -12 | 1 | 124 | 93 | 31 | 324 | 548 | 872 |
| 20-24 | 645 | 550 | 1195 | 508 | 612 | 1120 | 137 | -62 | 75 | 271 | 200 | 71 | 912 | 927 | 1739 |
| 25-29 | 614 | 475 | 1089 | 699 | 559 | 1258 | -85 | -84 | -169 | 230 | 238 | -8 | 886 | 632 | 1518 |
| 30-34 | 338 | 228 | 566 | 451 | 347 | 798 | -113 | -119 | -232 | 140 | 151 | -11 | 599 | 386 | 985 |
| 35-39 | 171 | 119 | 290 | 226 | 189 | 415 | -55 | -70 | -125 | 81 | 92 | -11 | 340 | 243 | 583 |
| 40-44 | 103 | 64 | 167 | 138 | 94 | 232 | -35 | -30 | -65 | 41 | 57 | -16 | 239 | 140 | 378 |
| 45-49 | 73 | 68 | 141 | 93 | 78 | 171 | -20 | -10 | -30 | 34 | 29 | 5 | 196 | 132 | 328 |
| 50-54 | 53 | 64 | 117 | 67 | 80 | 147 | -14 | -16 | -30 | 15 | 27 | -12 | 129 | 118 | 247 |
| 55-59 | 41 | 49 | 90 | 50 | 50 | 100 | -9 | -1 | -10 | 11 | 8 | 3 | 117 | 105 | 222 |
| 60-64 | 34 | 32 | 66 | 40 | 50 | 90 | -6 | -18 | -24 | 5 | 8 | -3 | 70 | 77 | 147 |
| 65-69 | 29 | 38 | 67 | 51 | 43 | 94 | -22 | -5 | -27 | 3 | 5 | -2 | 74 | 67 | 141 |
| 70-74 | 18 | 25 | 43 | 21 | 26 | 47 | -3 | -1 | -4 | 6 | 6 | | 41 | 51 | 92 |
| 75-79 | 12 | 11 | 23 | 10 | 12 | 22 | 2 | -1 | 1 | 5 | 3 | 2 | 37 | 42 | 79 |
| 80-84 | 3 | 9 | 12 | 4 | 3 | 7 | -1 | 6 | 5 | 3 | | 3 | 26 | 42 | 68 |
| 85- | 1 | 5 | 6 | 2 | 2 | 4 | -1 | 3 | 2 | 1 | | 1 | 16 | 25 | 41 |
| SUMMA | 2977 | 2620 | 5597 | 3390 | 3255 | 6645 | -413 | -635 | -1048 | 1374 | 1287 | 87 | 4977 | 4452 | 9429 |

Tabell 5 (forts) Flyttningar efter kön, ålder och medborgarskap för A-regioner 1975

| ÅLDER VID BRETS SLUT | INFLYTTNING | | | UTFLYTTNING | | | NETTOINFLYTTNING | | | OMFLYTTNING AV UTLÄNNINGAR | | | FLYTTNINGAR INOM OMRÅDET | | |
|-------------------------|-------------|-----|-------|-------------|-----|-------|------------------|------|-------|-------------------------------|-----|-------|-----------------------------|-----|-------|
| | M | KV | SUMMA | M | KV | SUMMA | M | KV | SUMMA | IN | UT | NETTO | M | KV | SUMMA |
| A-REGION 49 KÖPING | | | | | | | | | | | | | | | |
| - 4 | 108 | 106 | 214 | 77 | 113 | 190 | 31 | -7 | 24 | 59 | 51 | 8 | 77 | 69 | 146 |
| 5- 9 | 59 | 77 | 136 | 90 | 86 | 176 | -31 | -9 | -40 | 33 | 50 | -17 | 50 | 52 | 102 |
| 10-14 | 46 | 29 | 75 | 49 | 59 | 108 | -3 | -30 | -33 | 23 | 32 | -9 | 27 | 32 | 59 |
| 15-19 | 46 | 75 | 121 | 63 | 85 | 148 | -17 | -10 | -27 | 29 | 29 | 0 | 35 | 82 | 117 |
| 20-24 | 169 | 178 | 347 | 206 | 203 | 409 | -37 | -25 | -62 | 80 | 86 | -6 | 102 | 110 | 212 |
| 25-29 | 229 | 175 | 404 | 204 | 154 | 358 | 25 | 21 | 46 | 88 | 79 | 9 | 108 | 87 | 195 |
| 30-34 | 103 | 67 | 170 | 124 | 71 | 195 | -21 | -4 | -25 | 35 | 44 | -9 | 72 | 47 | 119 |
| 35-39 | 64 | 41 | 105 | 67 | 47 | 114 | -3 | -6 | -9 | 26 | 32 | -6 | 27 | 18 | 45 |
| 40-44 | 31 | 20 | 51 | 46 | 36 | 82 | -15 | -16 | -31 | 16 | 22 | -6 | 15 | 15 | 30 |
| 45-49 | 26 | 21 | 47 | 38 | 33 | 71 | -12 | -12 | -24 | 6 | 7 | -1 | 19 | 17 | 36 |
| 50-54 | 14 | 26 | 40 | 25 | 20 | 45 | -11 | 6 | -5 | 7 | 8 | -1 | 16 | 12 | 28 |
| 55-59 | 22 | 16 | 38 | 21 | 21 | 42 | 1 | -5 | -4 | 4 | 7 | -3 | 12 | 7 | 19 |
| 60-64 | 14 | 21 | 35 | 20 | 18 | 38 | -6 | 3 | -3 | 5 | 3 | 2 | 10 | 12 | 22 |
| 65-69 | 16 | 14 | 30 | 23 | 23 | 46 | -7 | -9 | -16 | 3 | 3 | 0 | 10 | 6 | 16 |
| 70-74 | 9 | 14 | 23 | 9 | 12 | 21 | 2 | 2 | 4 | 1 | 2 | -1 | 7 | 5 | 12 |
| 75-79 | 6 | 4 | 10 | 2 | 5 | 7 | 4 | -1 | 3 | 1 | 1 | 0 | 6 | 4 | 10 |
| 80-84 | 3 | 2 | 5 | 1 | 1 | 2 | 2 | 2 | 4 | 1 | 1 | 0 | 7 | 7 | 14 |
| 85- | 3 | 2 | 5 | 3 | 3 | 6 | 3 | -1 | 2 | 1 | 1 | 0 | 1 | 1 | 2 |
| SUMMA | 968 | 888 | 1856 | 1065 | 989 | 2054 | -97 | -101 | -198 | 416 | 455 | -39 | 594 | 582 | 1176 |
| A-REGION 50 FAGERSTA | | | | | | | | | | | | | | | |
| - 4 | 68 | 71 | 139 | 68 | 57 | 125 | 14 | 14 | 28 | 38 | 29 | 9 | 16 | 12 | 28 |
| 5- 9 | 43 | 43 | 86 | 58 | 36 | 94 | -15 | 7 | -8 | 25 | 22 | 3 | 17 | 10 | 27 |
| 10-14 | 25 | 30 | 55 | 25 | 32 | 57 | -2 | -2 | -4 | 17 | 12 | 5 | 10 | 4 | 14 |
| 15-19 | 43 | 55 | 98 | 44 | 75 | 119 | -1 | -20 | -21 | 31 | 23 | 8 | 11 | 21 | 32 |
| 20-24 | 137 | 116 | 253 | 144 | 146 | 290 | -7 | -30 | -37 | 76 | 61 | 15 | 41 | 33 | 74 |
| 25-29 | 114 | 95 | 209 | 138 | 91 | 229 | -24 | 4 | -20 | 52 | 48 | 4 | 31 | 29 | 60 |
| 30-34 | 72 | 43 | 115 | 86 | 55 | 141 | -14 | -12 | -26 | 23 | 32 | -9 | 17 | 7 | 24 |
| 35-39 | 39 | 24 | 63 | 38 | 23 | 61 | 1 | 1 | 2 | 20 | 15 | 5 | 7 | 3 | 10 |
| 40-44 | 28 | 17 | 45 | 20 | 19 | 39 | 8 | -2 | 6 | 12 | 6 | 6 | 5 | 4 | 9 |
| 45-49 | 8 | 11 | 19 | 19 | 8 | 27 | -11 | 3 | -8 | 5 | 6 | -1 | 7 | 3 | 10 |
| 50-54 | 13 | 8 | 21 | 10 | 11 | 21 | 3 | -3 | 0 | 3 | 4 | -1 | 2 | 4 | 6 |
| 55-59 | 8 | 7 | 15 | 9 | 18 | 27 | -1 | -11 | -12 | 2 | 3 | -1 | 3 | 4 | 7 |
| 60-64 | 11 | 7 | 18 | 14 | 13 | 27 | -3 | -6 | -9 | 2 | 1 | 1 | 2 | 2 | 4 |
| 65-69 | 11 | 5 | 16 | 23 | 11 | 34 | -12 | -6 | -18 | 1 | 1 | 0 | 3 | 2 | 5 |
| 70-74 | 1 | 6 | 7 | 1 | 8 | 9 | 1 | -2 | -2 | 1 | 1 | 0 | 1 | 2 | 3 |
| 75-79 | 4 | 4 | 8 | 3 | 2 | 5 | 1 | 2 | 3 | 1 | 1 | 0 | 3 | 2 | 5 |
| 80-84 | 1 | 2 | 3 | 1 | 3 | 4 | 1 | -1 | -1 | 1 | 1 | 0 | 1 | 2 | 3 |
| 85- | 1 | 1 | 2 | 1 | 1 | 2 | 1 | 1 | 2 | 1 | 1 | 0 | 2 | 2 | 4 |
| SUMMA | 626 | 544 | 1170 | 701 | 608 | 1309 | -75 | -64 | -139 | 308 | 263 | 45 | 179 | 146 | 325 |
| A-REGION 51 SALA | | | | | | | | | | | | | | | |
| - 4 | 77 | 72 | 149 | 44 | 42 | 86 | 33 | 30 | 63 | 9 | 3 | 6 | 35 | 28 | 63 |
| 5- 9 | 69 | 73 | 142 | 34 | 35 | 69 | 35 | 38 | 73 | 10 | 4 | 6 | 19 | 21 | 40 |
| 10-14 | 32 | 54 | 86 | 23 | 21 | 44 | 9 | 33 | 42 | 3 | 8 | -5 | 10 | 4 | 14 |
| 15-19 | 35 | 55 | 90 | 38 | 74 | 112 | -3 | -19 | -22 | 8 | 6 | 2 | 13 | 35 | 48 |
| 20-24 | 88 | 116 | 204 | 99 | 146 | 245 | -11 | -30 | -41 | 12 | 8 | 4 | 73 | 66 | 139 |
| 25-29 | 146 | 108 | 254 | 95 | 68 | 163 | 51 | 40 | 91 | 21 | 8 | 13 | 54 | 36 | 90 |
| 30-34 | 74 | 68 | 142 | 57 | 51 | 108 | 17 | 17 | 34 | 16 | 10 | 6 | 21 | 23 | 44 |
| 35-39 | 44 | 30 | 74 | 33 | 20 | 53 | 11 | 10 | 21 | 7 | 8 | -1 | 9 | 4 | 13 |
| 40-44 | 21 | 20 | 41 | 19 | 11 | 30 | 2 | 9 | 11 | 3 | 4 | -1 | 8 | 6 | 14 |
| 45-49 | 26 | 19 | 45 | 15 | 12 | 27 | 11 | 7 | 18 | 4 | 3 | 1 | 11 | 8 | 19 |
| 50-54 | 17 | 14 | 31 | 10 | 12 | 22 | 7 | 2 | 9 | 3 | 3 | 0 | 5 | 7 | 12 |
| 55-59 | 19 | 18 | 37 | 11 | 11 | 22 | 8 | 7 | 15 | 2 | 2 | 0 | 7 | 6 | 13 |
| 60-64 | 8 | 8 | 16 | 7 | 17 | 24 | 1 | -9 | -8 | 1 | 1 | 0 | 5 | 6 | 11 |
| 65-69 | 12 | 17 | 29 | 16 | 10 | 26 | -4 | 7 | 3 | 1 | 1 | 0 | 4 | 8 | 12 |
| 70-74 | 11 | 7 | 18 | 7 | 16 | 23 | 4 | -9 | -5 | 1 | 1 | -1 | 5 | 10 | 15 |
| 75-79 | 2 | 3 | 5 | 2 | 5 | 7 | 1 | -2 | -2 | 1 | 1 | -1 | 5 | 9 | 14 |
| 80-84 | 1 | 3 | 4 | 3 | 2 | 5 | -3 | 1 | -2 | 1 | 1 | 0 | 3 | 2 | 5 |
| 85- | 1 | 1 | 2 | 1 | 1 | 2 | 1 | -1 | 0 | 1 | 1 | 0 | 1 | 1 | 2 |
| SUMMA | 682 | 685 | 1367 | 513 | 554 | 1067 | 169 | 131 | 300 | 100 | 64 | 36 | 288 | 279 | 567 |

| ÅLDER VID BRETS SLUT | INFLYTTNING | | | UTFLYTTNING | | | NETTOINFLYTTNING | | | OMFLYTTNING AV UTLÄNNINGAR | | | FLYTTNINGAR INOM OMRÅDET | | |
|-------------------------|------------------------|-------------|-------------|-------------|-------------|-------------|------------------|------------|-------------|-------------------------------|------------|------------|-----------------------------|-------------|-------------|
| | M | KV | SUMMA | M | KV | SUMMA | M | KV | SUMMA | IN | UT | NETTO | M | KV | SUMMA |
| A-REGION 52 | BORLÅNGE/FALUN | | | | | | | | | | | | | | |
| - 4 | 324 | 308 | 632 | 177 | 132 | 309 | 147 | 176 | 323 | 91 | 49 | 42 | 341 | 343 | 684 |
| 5- 9 | 232 | 222 | 454 | 131 | 113 | 244 | 101 | 109 | 210 | 58 | 31 | 27 | 207 | 196 | 403 |
| 10-14 | 152 | 136 | 288 | 76 | 67 | 143 | 76 | 69 | 145 | 32 | 16 | 16 | 128 | 140 | 268 |
| 15-19 | 151 | 266 | 417 | 98 | 192 | 290 | 53 | 74 | 127 | 70 | 31 | 39 | 131 | 268 | 399 |
| 20-24 | 414 | 535 | 949 | 359 | 510 | 869 | 55 | 25 | 80 | 131 | 72 | 59 | 427 | 575 | 1002 |
| 25-29 | 490 | 448 | 938 | 386 | 319 | 705 | 104 | 129 | 233 | 116 | 81 | 35 | 578 | 438 | 1016 |
| 30-34 | 377 | 277 | 654 | 198 | 155 | 353 | 179 | 122 | 301 | 72 | 51 | 21 | 337 | 254 | 591 |
| 35-39 | 198 | 135 | 333 | 113 | 71 | 184 | 85 | 64 | 149 | 44 | 19 | 25 | 155 | 129 | 284 |
| 40-44 | 122 | 83 | 205 | 54 | 43 | 97 | 68 | 40 | 108 | 41 | 15 | 26 | 120 | 86 | 206 |
| 45-49 | 74 | 74 | 148 | 42 | 39 | 81 | 32 | 35 | 67 | 25 | 11 | 14 | 86 | 73 | 159 |
| 50-54 | 72 | 63 | 135 | 45 | 41 | 86 | 27 | 22 | 49 | 10 | 8 | 2 | 69 | 76 | 145 |
| 55-59 | 52 | 55 | 107 | 26 | 32 | 58 | 26 | 23 | 49 | 4 | 3 | 1 | 70 | 53 | 123 |
| 60-64 | 42 | 61 | 103 | 28 | 26 | 54 | 14 | 35 | 49 | 1 | 3 | -2 | 59 | 53 | 112 |
| 65-69 | 75 | 49 | 124 | 18 | 33 | 51 | 57 | 16 | 73 | 3 | 3 | | 46 | 35 | 81 |
| 70-74 | 21 | 34 | 55 | 15 | 19 | 34 | 6 | 15 | 21 | 5 | 2 | 3 | 24 | 21 | 45 |
| 75-79 | 13 | 12 | 25 | 8 | 11 | 19 | 5 | 1 | 6 | 2 | 1 | 1 | 18 | 25 | 43 |
| 80-84 | 5 | 4 | 9 | | 4 | 4 | 5 | | 5 | | 1 | -1 | 16 | 17 | 33 |
| 85- | 3 | 1 | 4 | 1 | 2 | 3 | 2 | -1 | 1 | | | | 3 | 13 | 16 |
| SUMMA | 2817 | 2763 | 5580 | 1775 | 1809 | 3584 | 1042 | 954 | 1996 | 705 | 397 | 308 | 2815 | 2795 | 5610 |
| A-REGION 53 | AVESTA/HEDEMORA | | | | | | | | | | | | | | |
| - 4 | 80 | 86 | 166 | 80 | 74 | 154 | | 12 | 12 | 26 | 31 | -5 | 65 | 85 | 150 |
| 5- 9 | 61 | 50 | 111 | 63 | 60 | 123 | -2 | -10 | -12 | 16 | 21 | -5 | 39 | 56 | 95 |
| 10-14 | 43 | 42 | 85 | 37 | 28 | 65 | 6 | 14 | 20 | 10 | 12 | -2 | 36 | 42 | 78 |
| 15-19 | 58 | 88 | 146 | 59 | 98 | 157 | -1 | -10 | -11 | 24 | 24 | | 55 | 96 | 151 |
| 20-24 | 121 | 143 | 264 | 198 | 199 | 397 | -77 | -56 | -133 | 45 | 52 | -7 | 149 | 150 | 299 |
| 25-29 | 156 | 110 | 266 | 163 | 121 | 284 | -7 | -11 | -18 | 34 | 25 | 9 | 149 | 98 | 247 |
| 30-34 | 77 | 63 | 140 | 77 | 65 | 142 | | -2 | -2 | 10 | 19 | -9 | 78 | 47 | 125 |
| 35-39 | 50 | 35 | 85 | 44 | 27 | 71 | 6 | 8 | 14 | 15 | 13 | 2 | 43 | 26 | 69 |
| 40-44 | 31 | 19 | 50 | 21 | 19 | 40 | 10 | | 10 | 4 | 10 | -6 | 26 | 21 | 47 |
| 45-49 | 20 | 18 | 38 | 20 | 18 | 38 | | | | 11 | 7 | 4 | 30 | 20 | 50 |
| 50-54 | 18 | 12 | 30 | 16 | 18 | 34 | 2 | -6 | -4 | 7 | 3 | 4 | 23 | 18 | 41 |
| 55-59 | 9 | 10 | 19 | 9 | 14 | 23 | | -4 | -4 | 1 | | 1 | 23 | 19 | 42 |
| 60-64 | 9 | 14 | 23 | 13 | 18 | 31 | -4 | -4 | -8 | 1 | 1 | | 17 | 18 | 35 |
| 65-69 | 9 | 8 | 17 | 26 | 19 | 45 | -17 | -11 | -28 | | 2 | -2 | 14 | 17 | 31 |
| 70-74 | 9 | 12 | 21 | 8 | 6 | 14 | 1 | 6 | 7 | 2 | | 2 | 17 | 11 | 28 |
| 75-79 | 2 | 4 | 6 | 7 | 2 | 9 | -5 | 2 | -3 | | | | 5 | 11 | 16 |
| 80-84 | 4 | 2 | 6 | 1 | 2 | 3 | 3 | | 3 | 1 | 1 | | 8 | 8 | 16 |
| 85- | | | | 1 | 1 | 2 | -1 | -1 | -2 | | | | 2 | 6 | 8 |
| SUMMA | 757 | 716 | 1473 | 843 | 789 | 1632 | -86 | -73 | -159 | 207 | 221 | -14 | 779 | 749 | 1528 |
| A-REGION 54 | LUDVIKA | | | | | | | | | | | | | | |
| - 4 | 112 | 99 | 211 | 82 | 77 | 159 | 30 | 22 | 52 | 43 | 32 | 11 | 51 | 36 | 87 |
| 5- 9 | 81 | 72 | 153 | 62 | 61 | 123 | 19 | 11 | 30 | 24 | 23 | 1 | 34 | 25 | 59 |
| 10-14 | 47 | 37 | 84 | 41 | 51 | 92 | 6 | -14 | -8 | 8 | 20 | -12 | 24 | 22 | 46 |
| 15-19 | 61 | 98 | 159 | 60 | 96 | 156 | 1 | 2 | 3 | 39 | 22 | 17 | 21 | 46 | 67 |
| 20-24 | 197 | 182 | 379 | 162 | 176 | 338 | 35 | 6 | 41 | 66 | 40 | 26 | 87 | 89 | 176 |
| 25-29 | 201 | 146 | 347 | 162 | 120 | 282 | 39 | 26 | 65 | 70 | 41 | 29 | 78 | 55 | 133 |
| 30-34 | 116 | 76 | 192 | 104 | 65 | 169 | 12 | 11 | 23 | 35 | 27 | 8 | 57 | 26 | 83 |
| 35-39 | 58 | 34 | 92 | 42 | 34 | 76 | 16 | | 16 | 23 | 20 | 3 | 27 | 22 | 49 |
| 40-44 | 24 | 26 | 50 | 32 | 27 | 59 | -8 | -1 | -9 | 6 | 8 | -2 | 12 | 19 | 31 |
| 45-49 | 34 | 24 | 58 | 29 | 24 | 53 | 5 | | 5 | 8 | 6 | 2 | 7 | 10 | 17 |
| 50-54 | 22 | 26 | 48 | 25 | 20 | 45 | -3 | 6 | 3 | 12 | 8 | 4 | 6 | 8 | 14 |
| 55-59 | 18 | 16 | 34 | 11 | 11 | 22 | 7 | 5 | 12 | | 2 | -2 | 9 | 13 | 22 |
| 60-64 | 12 | 14 | 26 | 11 | 13 | 24 | 1 | 1 | 2 | | | | 7 | 6 | 13 |
| 65-69 | 19 | 19 | 38 | 11 | 16 | 27 | 8 | 3 | 11 | | 1 | -1 | 9 | 8 | 17 |
| 70-74 | 5 | 8 | 13 | 6 | 3 | 9 | -1 | 5 | 4 | | 1 | -1 | 2 | 2 | 4 |
| 75-79 | 5 | 8 | 13 | 1 | 7 | 8 | 4 | 1 | 5 | 2 | 1 | 1 | 3 | 5 | 8 |
| 80-84 | 1 | 1 | 2 | | 1 | 1 | 1 | | 1 | | | | 1 | 3 | 4 |
| 85- | | | | 1 | 2 | 3 | -1 | -2 | -3 | | | | 1 | 1 | 1 |
| SUMMA | 1013 | 886 | 1899 | 842 | 804 | 1646 | 171 | 82 | 253 | 336 | 252 | 84 | 436 | 395 | 831 |

Tabell 5 (forts) Flyttningar efter kön, ålder och medborgarskap för A-regioner 1975

| ÅLDER VID ÅRETS SLUT | INFLYTTNING | | | UTFLYTTNING | | | NETTOINFLYTTNING | | | OMFLYTTNING AV UTLÄNNINGAR | | | FLYTTNINGAR INOM OMRÅDET | | |
|-------------------------------|-------------|------|-------|-------------|------|-------|------------------|-----|-------|-------------------------------|-----|-------|-----------------------------|------|-------|
| | M | KV | SUMMA | M | KV | SUMMA | M | KV | SUMMA | IN | UT | NETTO | M | KV | SUMMA |
| A-REGION 55 MORA | | | | | | | | | | | | | | | |
| - 4 | 91 | 80 | 171 | 55 | 58 | 113 | 36 | 22 | 58 | 19 | 4 | 15 | 41 | 33 | 74 |
| 5- 9 | 62 | 56 | 118 | 39 | 40 | 79 | 23 | 16 | 39 | 6 | 2 | 4 | 19 | 13 | 32 |
| 10-14 | 37 | 25 | 62 | 25 | 22 | 47 | 12 | 3 | 15 | 5 | 1 | 4 | 6 | 8 | 14 |
| 15-19 | 46 | 66 | 112 | 40 | 94 | 134 | 6 | -28 | -22 | 7 | 5 | 2 | 9 | 31 | 40 |
| 20-24 | 103 | 156 | 259 | 105 | 186 | 291 | -2 | -30 | -32 | 17 | 11 | 6 | 40 | 72 | 112 |
| 25-29 | 151 | 135 | 286 | 115 | 96 | 211 | 36 | 39 | 75 | 14 | 13 | 1 | 55 | 48 | 103 |
| 30-34 | 81 | 61 | 142 | 56 | 41 | 97 | 25 | 20 | 45 | 10 | 6 | 4 | 27 | 19 | 46 |
| 35-39 | 41 | 37 | 78 | 32 | 30 | 62 | 9 | 7 | 16 | 6 | 5 | 1 | 12 | 9 | 21 |
| 40-44 | 26 | 25 | 51 | 19 | 18 | 37 | 7 | 7 | 14 | 4 | 4 | 1 | 12 | 13 | 25 |
| 45-49 | 18 | 20 | 38 | 14 | 10 | 24 | 4 | 10 | 14 | 1 | 1 | 6 | 7 | 13 | 13 |
| 50-54 | 15 | 18 | 33 | 8 | 14 | 22 | 7 | 4 | 11 | 1 | 1 | -1 | 8 | 4 | 12 |
| 55-59 | 16 | 21 | 37 | 12 | 10 | 22 | 4 | 11 | 15 | 1 | 1 | 7 | 4 | 11 | 11 |
| 60-64 | 15 | 15 | 30 | 7 | 6 | 13 | 8 | 9 | 17 | 1 | 1 | 4 | 2 | 6 | 6 |
| 65-69 | 19 | 16 | 35 | 9 | 8 | 17 | 10 | 8 | 18 | 1 | 1 | -1 | 6 | 6 | 12 |
| 70-74 | 7 | 8 | 15 | 3 | 9 | 12 | 4 | -1 | 3 | 1 | 1 | 1 | 2 | 3 | 3 |
| 75-79 | 5 | 3 | 8 | 9 | 5 | 14 | -4 | -2 | -6 | 2 | 2 | -2 | 1 | 1 | 2 |
| 80-84 | 2 | 4 | 6 | 1 | 1 | 2 | 2 | 3 | 5 | 1 | 1 | 1 | 2 | 2 | 2 |
| 85- | 1 | | 1 | 1 | | 1 | | | | | | | | | |
| SUMMA | 736 | 746 | 1482 | 549 | 648 | 1197 | 187 | 98 | 285 | 92 | 58 | 34 | 254 | 274 | 528 |
| A-REGION 56 GÄVLE/SANDVIKEN | | | | | | | | | | | | | | | |
| - 4 | 418 | 353 | 771 | 232 | 217 | 449 | 186 | 136 | 322 | 155 | 48 | 107 | 409 | 343 | 752 |
| 5- 9 | 278 | 281 | 559 | 189 | 189 | 378 | 89 | 92 | 181 | 93 | 61 | 32 | 245 | 233 | 478 |
| 10-14 | 180 | 165 | 345 | 105 | 119 | 224 | 75 | 46 | 121 | 46 | 30 | 16 | 180 | 151 | 331 |
| 15-19 | 209 | 207 | 416 | 155 | 229 | 384 | 54 | -22 | 32 | 77 | 49 | 28 | 190 | 372 | 562 |
| 20-24 | 466 | 529 | 995 | 449 | 557 | 1006 | 17 | -28 | -11 | 189 | 100 | 89 | 601 | 664 | 1265 |
| 25-29 | 591 | 521 | 1112 | 459 | 374 | 833 | 132 | 147 | 279 | 191 | 102 | 89 | 656 | 483 | 1139 |
| 30-34 | 425 | 313 | 738 | 318 | 211 | 529 | 107 | 102 | 209 | 95 | 65 | 30 | 426 | 286 | 712 |
| 35-39 | 199 | 160 | 359 | 142 | 124 | 266 | 57 | 36 | 93 | 45 | 42 | 3 | 224 | 165 | 389 |
| 40-44 | 132 | 98 | 230 | 84 | 44 | 128 | 48 | 54 | 102 | 30 | 18 | 12 | 162 | 113 | 275 |
| 45-49 | 89 | 95 | 184 | 74 | 55 | 129 | 15 | 40 | 55 | 17 | 13 | 4 | 125 | 106 | 231 |
| 50-54 | 94 | 94 | 188 | 54 | 54 | 108 | 40 | 40 | 80 | 11 | 4 | 7 | 139 | 84 | 223 |
| 55-59 | 91 | 74 | 165 | 39 | 51 | 90 | 52 | 23 | 75 | 7 | 4 | 3 | 101 | 88 | 189 |
| 60-64 | 39 | 44 | 83 | 44 | 51 | 95 | -5 | -7 | -12 | 3 | 4 | -1 | 73 | 77 | 150 |
| 65-69 | 50 | 47 | 97 | 41 | 33 | 74 | 9 | 14 | 23 | 5 | 2 | 3 | 69 | 73 | 142 |
| 70-74 | 16 | 25 | 41 | 25 | 24 | 49 | -9 | 1 | -8 | 2 | 1 | 1 | 48 | 63 | 111 |
| 75-79 | 11 | 14 | 25 | 12 | 13 | 25 | -1 | 1 | | 1 | 2 | -1 | 25 | 44 | 69 |
| 80-84 | 4 | 11 | 15 | 5 | 7 | 12 | -1 | 4 | 3 | | 1 | -1 | 13 | 24 | 37 |
| 85- | 2 | | 2 | 3 | 4 | 7 | -1 | -4 | -5 | | 1 | -1 | 8 | 12 | 20 |
| SUMMA | 3294 | 3031 | 6325 | 2430 | 2356 | 4786 | 864 | 675 | 1539 | 967 | 547 | 420 | 3694 | 3381 | 7075 |
| A-REGION 57 BOLLNÄS/SÖDERHAMN | | | | | | | | | | | | | | | |
| - 4 | 121 | 130 | 251 | 83 | 99 | 182 | 38 | 31 | 69 | 33 | 25 | 8 | 115 | 96 | 211 |
| 5- 9 | 92 | 83 | 175 | 73 | 67 | 140 | 19 | 16 | 35 | 20 | 16 | 4 | 79 | 58 | 137 |
| 10-14 | 65 | 66 | 131 | 41 | 34 | 75 | 24 | 32 | 56 | 16 | 8 | 8 | 51 | 45 | 96 |
| 15-19 | 56 | 95 | 151 | 50 | 110 | 160 | 6 | -15 | -9 | 11 | 8 | 3 | 39 | 99 | 138 |
| 20-24 | 140 | 174 | 314 | 176 | 208 | 384 | -36 | -34 | -70 | 35 | 31 | 4 | 159 | 210 | 369 |
| 25-29 | 198 | 170 | 368 | 203 | 169 | 372 | -5 | 1 | -4 | 41 | 36 | 5 | 177 | 98 | 275 |
| 30-34 | 142 | 110 | 252 | 118 | 89 | 207 | 24 | 21 | 45 | 30 | 17 | 13 | 103 | 75 | 178 |
| 35-39 | 83 | 60 | 143 | 51 | 36 | 87 | 32 | 24 | 56 | 14 | 7 | 7 | 54 | 39 | 93 |
| 40-44 | 41 | 40 | 81 | 31 | 33 | 64 | 10 | 7 | 17 | 5 | 7 | -2 | 27 | 20 | 47 |
| 45-49 | 37 | 27 | 64 | 29 | 21 | 50 | 8 | 6 | 14 | 3 | 3 | 3 | 25 | 28 | 53 |
| 50-54 | 25 | 25 | 50 | 22 | 20 | 42 | 3 | 5 | 8 | 2 | 2 | 2 | 26 | 19 | 45 |
| 55-59 | 18 | 17 | 35 | 13 | 12 | 25 | 5 | 5 | 10 | | | | 21 | 19 | 40 |
| 60-64 | 21 | 23 | 44 | 13 | 16 | 29 | 8 | 7 | 15 | | | | 21 | 19 | 40 |
| 65-69 | 20 | 12 | 32 | 12 | 20 | 32 | 8 | -8 | | 1 | 2 | -1 | 19 | 23 | 42 |
| 70-74 | 9 | 5 | 13 | 9 | 11 | 20 | -1 | -6 | -7 | | | | 16 | 15 | 31 |
| 75-79 | 3 | 5 | 8 | 3 | 5 | 8 | | | | | | | 9 | 14 | 23 |
| 80-84 | 2 | 2 | 4 | 2 | 4 | 6 | | -2 | -2 | | | | 4 | 11 | 15 |
| 85- | | 2 | 2 | | 2 | 2 | | | | | | | 2 | 3 | 5 |
| SUMMA | 1072 | 1046 | 2118 | 929 | 956 | 1885 | 143 | 90 | 233 | 211 | 162 | 49 | 947 | 891 | 1838 |

| ÅLDER VID RETS SLUT | INFLYTTNING | | | UTFLYTTNING | | | NETTOINFLYTTNING | | | OMFLYTTNING AV UTLÄNNINGAR | | | FLYTTNINGAR INOM OMRÅDET | | |
|--|-------------|-------------|-------------|-------------|-------------|-------------|------------------|-------------|-------------|-------------------------------|------------|------------|-----------------------------|-------------|-------------|
| | M | KV | SUMMA | M | KV | SUMMA | M | KV | SUMMA | IN | UT | NETTO | M | KV | SUMMA |
| A-REGION 58 HUDIKSVALL/LJUSDAL | | | | | | | | | | | | | | | |
| - 4 | 118 | 101 | 219 | 74 | 60 | 134 | 44 | 41 | 85 | 19 | 14 | 5 | 129 | 133 | 262 |
| 5- 9 | 101 | 78 | 179 | 47 | 68 | 115 | 54 | 10 | 64 | 8 | 10 | -2 | 96 | 91 | 187 |
| 10-14 | 60 | 44 | 104 | 38 | 33 | 71 | 22 | 11 | 33 | 12 | 8 | 4 | 59 | 49 | 108 |
| 15-19 | 68 | 80 | 148 | 83 | 117 | 200 | -15 | -37 | -52 | 14 | 19 | -5 | 71 | 135 | 206 |
| 20-24 | 101 | 148 | 249 | 198 | 227 | 425 | -97 | -79 | -176 | 20 | 12 | 8 | 228 | 251 | 479 |
| 25-29 | 171 | 178 | 349 | 178 | 136 | 314 | -7 | 42 | 35 | 26 | 29 | -3 | 253 | 175 | 428 |
| 30-34 | 127 | 99 | 226 | 102 | 67 | 169 | 25 | 32 | 57 | 9 | 15 | -6 | 159 | 102 | 261 |
| 35-39 | 56 | 46 | 102 | 43 | 37 | 80 | 13 | 9 | 22 | 7 | 7 | | 80 | 54 | 134 |
| 40-44 | 44 | 24 | 68 | 35 | 23 | 58 | 9 | 1 | 10 | 2 | 3 | -1 | 49 | 51 | 100 |
| 45-49 | 36 | 20 | 56 | 27 | 22 | 49 | 9 | -2 | 7 | 5 | | 5 | 53 | 34 | 87 |
| 50-54 | 30 | 23 | 53 | 19 | 21 | 40 | 11 | 2 | 13 | 3 | 3 | | 41 | 28 | 69 |
| 55-59 | 14 | 21 | 35 | 16 | 13 | 29 | -2 | 8 | 6 | 1 | 2 | -1 | 22 | 29 | 51 |
| 60-64 | 22 | 26 | 48 | 18 | 19 | 37 | 4 | 7 | 11 | 1 | 2 | -1 | 27 | 28 | 55 |
| 65-69 | 19 | 14 | 33 | 18 | 9 | 27 | 1 | 5 | 6 | 1 | | 1 | 29 | 25 | 54 |
| 70-74 | 9 | 13 | 22 | 12 | 6 | 18 | -3 | 7 | 4 | 1 | 1 | | 20 | 21 | 41 |
| 75-79 | 2 | 5 | 7 | 3 | 11 | 14 | -1 | -6 | -7 | | | | 11 | 8 | 19 |
| 80-84 | 1 | 2 | 3 | 3 | 2 | 5 | -2 | | -2 | | | | 6 | 7 | 13 |
| 85- | 1 | 1 | 2 | | 4 | 4 | 1 | -3 | -2 | | | | 1 | 3 | 4 |
| SUMMA | 980 | 923 | 1903 | 914 | 875 | 1789 | 66 | 48 | 114 | 129 | 125 | 4 | 1334 | 1224 | 2558 |
| A-REGION 59 SUNDSVALL | | | | | | | | | | | | | | | |
| - 4 | 292 | 204 | 496 | 213 | 163 | 376 | 79 | 41 | 120 | 87 | 31 | 56 | 312 | 294 | 606 |
| 5- 9 | 190 | 154 | 344 | 136 | 167 | 303 | 54 | -13 | 41 | 40 | 24 | 16 | 184 | 220 | 404 |
| 10-14 | 121 | 131 | 252 | 94 | 89 | 183 | 27 | 42 | 69 | 33 | 13 | 20 | 129 | 122 | 251 |
| 15-19 | 93 | 147 | 240 | 117 | 175 | 292 | -24 | -28 | -52 | 23 | 16 | 7 | 155 | 334 | 489 |
| 20-24 | 253 | 405 | 658 | 294 | 378 | 672 | -41 | 27 | -14 | 65 | 29 | 36 | 528 | 620 | 1148 |
| 25-29 | 398 | 354 | 752 | 353 | 286 | 639 | 45 | 68 | 113 | 71 | 48 | 23 | 581 | 424 | 1005 |
| 30-34 | 266 | 219 | 485 | 208 | 160 | 368 | 58 | 59 | 117 | 34 | 28 | 6 | 378 | 241 | 619 |
| 35-39 | 148 | 118 | 266 | 123 | 84 | 207 | 25 | 34 | 59 | 25 | 11 | 14 | 213 | 142 | 355 |
| 40-44 | 83 | 73 | 156 | 73 | 64 | 137 | 10 | 9 | 19 | 17 | 7 | 10 | 141 | 105 | 246 |
| 45-49 | 53 | 38 | 91 | 57 | 47 | 104 | -4 | -9 | -13 | 8 | 4 | 4 | 139 | 91 | 230 |
| 50-54 | 58 | 44 | 102 | 44 | 31 | 75 | 14 | 13 | 27 | 10 | 4 | 6 | 122 | 92 | 214 |
| 55-59 | 33 | 37 | 70 | 22 | 29 | 51 | 11 | 8 | 19 | 2 | | 2 | 94 | 81 | 175 |
| 60-64 | 23 | 33 | 56 | 27 | 24 | 51 | -4 | 9 | 5 | 1 | | 1 | 51 | 61 | 112 |
| 65-69 | 29 | 24 | 53 | 27 | 16 | 43 | 2 | 8 | 10 | 1 | 1 | | 55 | 57 | 112 |
| 70-74 | 14 | 12 | 26 | 12 | 16 | 28 | 2 | -4 | -2 | | | | 40 | 50 | 90 |
| 75-79 | 5 | 11 | 16 | 7 | 4 | 11 | -2 | 7 | 5 | 1 | | 1 | 34 | 35 | 69 |
| 80-84 | 5 | 4 | 9 | 3 | 3 | 6 | 2 | 1 | 3 | | | | 10 | 24 | 34 |
| 85- | 2 | 4 | 6 | 2 | 3 | 5 | | 1 | 1 | | | | 6 | 15 | 21 |
| SUMMA | 2066 | 2012 | 4078 | 1812 | 1739 | 3551 | 254 | 273 | 527 | 418 | 216 | 202 | 3172 | 3008 | 6180 |
| A-REGION 60 HÄRNHÄSAND/KRAMFORS | | | | | | | | | | | | | | | |
| - 4 | 108 | 86 | 194 | 93 | 91 | 184 | 15 | -5 | 10 | 29 | 19 | 10 | 108 | 104 | 212 |
| 5- 9 | 63 | 59 | 122 | 82 | 59 | 141 | -19 | | -19 | 13 | 9 | 4 | 82 | 62 | 144 |
| 10-14 | 52 | 35 | 87 | 42 | 44 | 86 | 10 | -9 | 1 | 4 | 11 | -7 | 55 | 31 | 86 |
| 15-19 | 61 | 57 | 118 | 51 | 97 | 148 | 10 | -40 | -30 | 8 | 5 | 3 | 45 | 86 | 131 |
| 20-24 | 149 | 166 | 315 | 187 | 242 | 429 | -38 | -76 | -114 | 18 | 18 | | 116 | 171 | 287 |
| 25-29 | 168 | 132 | 300 | 193 | 144 | 337 | -25 | -12 | -37 | 23 | 19 | 4 | 174 | 127 | 301 |
| 30-34 | 100 | 85 | 185 | 118 | 89 | 207 | -18 | -4 | -22 | 13 | 13 | | 112 | 81 | 193 |
| 35-39 | 55 | 46 | 101 | 59 | 39 | 98 | -4 | 7 | 3 | 8 | 14 | -6 | 62 | 49 | 111 |
| 40-44 | 31 | 20 | 51 | 26 | 31 | 57 | 5 | -11 | -6 | 5 | 9 | -4 | 34 | 32 | 66 |
| 45-49 | 33 | 31 | 64 | 30 | 17 | 47 | 3 | 14 | 17 | 4 | 5 | -1 | 16 | 13 | 29 |
| 50-54 | 18 | 10 | 28 | 17 | 17 | 34 | 1 | -7 | -6 | | 1 | -1 | 29 | 25 | 54 |
| 55-59 | 20 | 16 | 36 | 15 | 14 | 29 | 5 | 2 | 7 | 2 | | 2 | 24 | 23 | 47 |
| 60-64 | 15 | 19 | 34 | 9 | 17 | 26 | 6 | 2 | 8 | 1 | 2 | -1 | 22 | 19 | 41 |
| 65-69 | 23 | 15 | 38 | 18 | 16 | 34 | 5 | -1 | 4 | | | | 18 | 20 | 38 |
| 70-74 | 5 | 13 | 18 | 11 | 16 | 27 | -6 | -3 | -9 | | | | 13 | 13 | 26 |
| 75-79 | 5 | 3 | 8 | 8 | 10 | 18 | -3 | -7 | -10 | 2 | | 2 | 5 | 7 | 12 |
| 80-84 | 4 | | 4 | 2 | 3 | 5 | 2 | -3 | -1 | | | | 1 | 9 | 10 |
| 85- | 1 | 3 | 4 | 3 | 1 | 4 | -2 | 2 | | | 1 | -1 | 4 | 3 | 7 |
| SUMMA | 911 | 796 | 1707 | 964 | 947 | 1911 | -53 | -151 | -204 | 130 | 126 | 4 | 920 | 875 | 1795 |

Tabell 5 (forts) Flyttningar efter kön, ålder och medborgarskap för A-regioner 1975

| ÅLDER VID RETS SLUT | INFLYTTNING | | | UTFLYTTNING | | | NETTOINFLYTTNING | | | OMFLYTTNING AV UTLÄNNINGAR | | | FLYTTNINGAR INOM OMRÅDET | | |
|----------------------------|-------------|------|-------|-------------|------|-------|------------------|-----|-------|-------------------------------|-----|-------|-----------------------------|------|-------|
| | M | KV | SUMMA | M | KV | SUMMA | M | KV | SUMMA | IN | UT | NETTO | M | KV | SUMMA |
| A-REGION 61 SOLLEFTER | | | | | | | | | | | | | | | |
| - 4 | 65 | 63 | 128 | 37 | 36 | 73 | 28 | 27 | 55 | 13 | 3 | 10 | 31 | 24 | 55 |
| 5- 9 | 39 | 50 | 89 | 18 | 19 | 37 | 21 | 31 | 52 | 14 | 3 | 11 | 17 | 12 | 29 |
| 10-14 | 32 | 24 | 56 | 14 | 18 | 32 | 18 | 6 | 24 | 4 | 4 | 13 | 9 | 22 | |
| 15-19 | 31 | 40 | 71 | 37 | 54 | 91 | -6 | -14 | -20 | 3 | 1 | 2 | 16 | 31 | 47 |
| 20-24 | 80 | 97 | 177 | 108 | 134 | 242 | -28 | -37 | -65 | 11 | 5 | 6 | 65 | 54 | 119 |
| 25-29 | 93 | 75 | 168 | 92 | 75 | 167 | 1 | 1 | 1 | 15 | 8 | 7 | 47 | 38 | 85 |
| 30-34 | 56 | 48 | 104 | 51 | 33 | 84 | 5 | 15 | 20 | 11 | 8 | 3 | 26 | 19 | 45 |
| 35-39 | 30 | 33 | 63 | 20 | 14 | 34 | 10 | 19 | 29 | 6 | 1 | 5 | 8 | 11 | 19 |
| 40-44 | 25 | 16 | 41 | 15 | 9 | 24 | 10 | 7 | 17 | 3 | 3 | 9 | 4 | 13 | |
| 45-49 | 8 | 5 | 13 | 12 | 9 | 21 | -4 | -4 | -8 | 1 | 3 | -2 | 7 | 8 | 15 |
| 50-54 | 8 | 9 | 17 | 6 | 8 | 14 | 2 | 1 | 3 | 1 | 1 | -1 | 12 | 9 | 21 |
| 55-59 | 10 | 13 | 23 | 9 | 11 | 20 | 1 | 2 | 3 | 1 | 1 | 1 | 10 | 4 | 14 |
| 60-64 | 11 | 5 | 16 | 8 | 14 | 22 | 3 | -9 | -6 | 1 | 1 | -1 | 6 | 3 | 9 |
| 65-69 | 9 | 9 | 18 | 8 | 13 | 21 | 1 | -4 | -3 | 2 | 2 | -2 | 6 | 5 | 11 |
| 70-74 | 2 | 4 | 6 | 5 | 5 | 10 | -3 | -1 | -4 | 1 | 1 | 1 | 6 | 13 | 19 |
| 75-79 | 4 | 3 | 7 | 1 | 5 | 6 | 3 | -2 | 1 | 1 | 1 | 1 | 3 | 4 | 7 |
| 80-84 | 1 | 1 | 2 | 2 | 3 | 5 | -1 | -3 | -4 | 1 | 1 | 1 | 1 | 3 | 4 |
| 85- | 1 | 1 | 2 | 1 | 1 | 2 | 1 | -1 | -1 | 1 | 1 | 1 | 1 | 1 | 1 |
| SUMMA | 505 | 494 | 999 | 444 | 461 | 905 | 61 | 33 | 94 | 81 | 36 | 45 | 283 | 252 | 535 |
| A-REGION 62 BIRNSKÖLDSEVIK | | | | | | | | | | | | | | | |
| - 4 | 103 | 116 | 219 | 56 | 56 | 112 | 47 | 60 | 107 | 45 | 8 | 37 | 118 | 99 | 217 |
| 5- 9 | 76 | 71 | 147 | 60 | 49 | 109 | 16 | 22 | 38 | 42 | 14 | 28 | 57 | 67 | 124 |
| 10-14 | 52 | 32 | 84 | 32 | 28 | 60 | 20 | 4 | 24 | 17 | 3 | 14 | 51 | 34 | 85 |
| 15-19 | 57 | 62 | 119 | 47 | 70 | 117 | 10 | -8 | 2 | 12 | 3 | 9 | 56 | 112 | 168 |
| 20-24 | 121 | 153 | 274 | 162 | 208 | 370 | -41 | -55 | -96 | 23 | 6 | 17 | 226 | 248 | 474 |
| 25-29 | 156 | 156 | 312 | 132 | 97 | 229 | 24 | 59 | 83 | 54 | 16 | 38 | 186 | 167 | 353 |
| 30-34 | 121 | 84 | 205 | 79 | 58 | 137 | 42 | 26 | 68 | 26 | 12 | 14 | 139 | 79 | 218 |
| 35-39 | 55 | 41 | 96 | 34 | 37 | 71 | 21 | 4 | 25 | 21 | 5 | 16 | 45 | 40 | 85 |
| 40-44 | 27 | 18 | 45 | 36 | 22 | 58 | -9 | -4 | -13 | 5 | 3 | 2 | 48 | 35 | 83 |
| 45-49 | 21 | 14 | 35 | 27 | 22 | 49 | -6 | -8 | -14 | 3 | 1 | 2 | 36 | 25 | 61 |
| 50-54 | 10 | 15 | 25 | 17 | 18 | 35 | -7 | -3 | -10 | 3 | 2 | 1 | 21 | 29 | 50 |
| 55-59 | 6 | 7 | 13 | 15 | 6 | 21 | -9 | 1 | -8 | 1 | 1 | 1 | 20 | 18 | 38 |
| 60-64 | 13 | 14 | 27 | 7 | 12 | 19 | 6 | 2 | 8 | 1 | 1 | -1 | 28 | 24 | 52 |
| 65-69 | 16 | 13 | 29 | 9 | 14 | 23 | 7 | -1 | 6 | 2 | 1 | 1 | 21 | 17 | 38 |
| 70-74 | 7 | 6 | 13 | 3 | 10 | 13 | 4 | -4 | 1 | 1 | 1 | 1 | 19 | 20 | 39 |
| 75-79 | 1 | 7 | 8 | 3 | 2 | 5 | -2 | 5 | 3 | 1 | 1 | 1 | 9 | 9 | 18 |
| 80-84 | 1 | 3 | 4 | 1 | 4 | 5 | 1 | -1 | -1 | 1 | 1 | 1 | 2 | 8 | 10 |
| 85- | 1 | 1 | 2 | 1 | 1 | 2 | -1 | -1 | -2 | 1 | 1 | 1 | 1 | 2 | 3 |
| SUMMA | 843 | 812 | 1655 | 721 | 714 | 1435 | 122 | 98 | 220 | 256 | 75 | 181 | 1083 | 1033 | 2116 |
| A-REGION 63 ÖSTERSUND | | | | | | | | | | | | | | | |
| - 4 | 194 | 207 | 401 | 128 | 108 | 236 | 66 | 99 | 165 | 59 | 26 | 33 | 224 | 233 | 457 |
| 5- 9 | 153 | 130 | 283 | 97 | 95 | 192 | 56 | 35 | 91 | 30 | 20 | 10 | 130 | 144 | 274 |
| 10-14 | 95 | 112 | 207 | 71 | 56 | 127 | 24 | 56 | 80 | 13 | 7 | 6 | 64 | 94 | 158 |
| 15-19 | 131 | 179 | 310 | 121 | 182 | 303 | 10 | -3 | 7 | 33 | 17 | 16 | 96 | 256 | 352 |
| 20-24 | 281 | 351 | 632 | 387 | 434 | 821 | -106 | -83 | -189 | 46 | 28 | 18 | 364 | 495 | 859 |
| 25-29 | 341 | 327 | 668 | 330 | 251 | 581 | 11 | 76 | 87 | 55 | 44 | 11 | 439 | 325 | 764 |
| 30-34 | 247 | 201 | 448 | 156 | 135 | 291 | 91 | 66 | 157 | 27 | 18 | 9 | 252 | 173 | 425 |
| 35-39 | 137 | 104 | 241 | 99 | 61 | 160 | 38 | 43 | 81 | 13 | 13 | 122 | 94 | 216 | |
| 40-44 | 80 | 69 | 149 | 51 | 37 | 88 | 29 | 32 | 61 | 8 | 7 | 1 | 71 | 54 | 125 |
| 45-49 | 53 | 63 | 116 | 29 | 32 | 61 | 24 | 31 | 55 | 7 | 1 | 6 | 72 | 65 | 137 |
| 50-54 | 59 | 36 | 95 | 29 | 28 | 57 | 30 | 8 | 38 | 6 | 4 | 2 | 70 | 51 | 121 |
| 55-59 | 35 | 36 | 71 | 23 | 21 | 44 | 12 | 15 | 27 | 5 | 1 | 4 | 44 | 32 | 76 |
| 60-64 | 46 | 31 | 77 | 20 | 41 | 61 | 26 | -10 | 16 | 4 | 4 | 4 | 51 | 55 | 106 |
| 65-69 | 43 | 29 | 72 | 23 | 29 | 52 | 20 | 20 | 4 | 4 | 4 | 4 | 50 | 31 | 81 |
| 70-74 | 15 | 23 | 38 | 7 | 15 | 22 | 8 | 8 | 16 | 1 | 1 | 1 | 19 | 19 | 38 |
| 75-79 | 1 | 9 | 10 | 11 | 14 | 25 | -10 | -5 | -15 | 1 | 2 | -1 | 16 | 22 | 38 |
| 80-84 | 1 | 4 | 5 | 5 | 5 | 10 | -4 | -1 | -5 | 1 | 1 | 1 | 6 | 12 | 18 |
| 85- | 1 | 1 | 2 | 1 | 4 | 5 | -1 | -3 | -4 | 1 | 1 | 1 | 4 | 9 | 13 |
| SUMMA | 1912 | 1912 | 3824 | 1588 | 1548 | 3136 | 324 | 364 | 688 | 313 | 189 | 124 | 2094 | 2164 | 4258 |

| ÅLDER VID ÅRETS SLUT | INFLYTTNING | | | UTFLYTTNING | | | NETTOINFLYTTNING | | | OMFLYTTNING AV UTLÄNNINGAR | | | FLYTTNINGAR INOM OMRÅDET | | |
|-------------------------|-------------|------|-------|-------------|------|-------|------------------|-----|-------|-------------------------------|-----|-------|-----------------------------|------|-------|
| | M | KV | SUMMA | M | KV | SUMMA | M | KV | SUMMA | IN | UT | NETTO | M | KV | SUMMA |
| A-REGION 64 UMER | | | | | | | | | | | | | | | |
| - 4 | 251 | 235 | 486 | 226 | 207 | 433 | 25 | 28 | 53 | 64 | 37 | 27 | 376 | 332 | 708 |
| 5- 9 | 167 | 166 | 333 | 129 | 126 | 255 | 38 | 40 | 78 | 36 | 20 | 16 | 221 | 209 | 430 |
| 10-14 | 112 | 102 | 214 | 86 | 66 | 152 | 26 | 36 | 62 | 14 | 4 | 10 | 139 | 130 | 269 |
| 15-19 | 86 | 174 | 260 | 84 | 156 | 240 | 2 | 18 | 20 | 21 | 3 | 18 | 158 | 321 | 479 |
| 20-24 | 489 | 620 | 1109 | 323 | 446 | 769 | 166 | 174 | 340 | 112 | 48 | 64 | 609 | 772 | 1381 |
| 25-29 | 506 | 434 | 940 | 493 | 484 | 977 | 13 | -50 | -37 | 75 | 75 | 682 | 577 | 1259 | |
| 30-34 | 254 | 217 | 471 | 256 | 208 | 464 | -2 | 9 | 7 | 40 | 33 | 7 | 444 | 286 | 730 |
| 35-39 | 140 | 96 | 236 | 95 | 71 | 166 | 45 | 25 | 70 | 20 | 10 | 10 | 201 | 151 | 352 |
| 40-44 | 89 | 51 | 140 | 60 | 39 | 99 | 29 | 12 | 41 | 10 | 4 | 6 | 128 | 108 | 236 |
| 45-49 | 42 | 34 | 76 | 41 | 37 | 78 | 1 | -3 | -2 | 6 | 6 | 115 | 83 | 198 | |
| 50-54 | 35 | 35 | 70 | 23 | 24 | 47 | 12 | 11 | 23 | 4 | 3 | 1 | 77 | 71 | 148 |
| 55-59 | 20 | 34 | 54 | 34 | 38 | 72 | -14 | -4 | -18 | 4 | 5 | -1 | 71 | 54 | 125 |
| 60-64 | 18 | 19 | 37 | 14 | 21 | 35 | 4 | -2 | 2 | | 1 | -1 | 41 | 48 | 89 |
| 65-69 | 23 | 20 | 43 | 14 | 19 | 33 | 9 | 1 | 10 | 7 | 7 | 7 | 42 | 41 | 83 |
| 70-74 | 10 | 14 | 24 | 12 | 9 | 21 | -2 | 5 | 3 | 1 | 1 | 1 | 19 | 31 | 50 |
| 75-79 | 6 | 7 | 13 | 3 | 3 | 6 | 3 | 4 | 7 | 1 | 1 | 1 | 12 | 30 | 42 |
| 80-84 | 1 | 4 | 5 | 2 | 2 | 4 | -1 | 2 | 1 | | | 1 | 11 | 22 | 33 |
| 85- | 1 | 1 | 2 | 1 | 2 | 3 | | -1 | -1 | | | | 6 | 5 | 11 |
| SUMMA | 2250 | 2263 | 4513 | 1896 | 1958 | 3854 | 354 | 305 | 659 | 415 | 249 | 166 | 3352 | 3271 | 6623 |
| A-REGION 65 SKELLEFTER | | | | | | | | | | | | | | | |
| - 4 | 156 | 129 | 285 | 109 | 107 | 216 | 47 | 22 | 69 | 50 | 16 | 34 | 151 | 127 | 278 |
| 5- 9 | 109 | 104 | 213 | 79 | 84 | 163 | 30 | 20 | 50 | 14 | 8 | 6 | 95 | 84 | 179 |
| 10-14 | 57 | 64 | 121 | 56 | 65 | 121 | 1 | -1 | | 9 | 8 | 1 | 64 | 43 | 107 |
| 15-19 | 40 | 88 | 128 | 41 | 120 | 161 | -1 | -32 | -33 | 12 | 9 | 3 | 69 | 156 | 225 |
| 20-24 | 154 | 207 | 361 | 219 | 276 | 495 | -65 | -69 | -134 | 13 | 9 | 4 | 320 | 334 | 654 |
| 25-29 | 223 | 209 | 432 | 193 | 152 | 345 | 30 | 57 | 87 | 30 | 11 | 19 | 298 | 208 | 506 |
| 30-34 | 144 | 137 | 281 | 119 | 95 | 214 | 25 | 42 | 67 | 18 | 12 | 6 | 168 | 118 | 286 |
| 35-39 | 76 | 48 | 124 | 55 | 60 | 115 | 21 | -12 | 9 | 13 | 4 | 9 | 105 | 58 | 163 |
| 40-44 | 42 | 27 | 69 | 47 | 34 | 81 | -5 | -7 | -12 | 5 | 2 | 3 | 54 | 39 | 93 |
| 45-49 | 21 | 20 | 41 | 24 | 23 | 47 | -3 | -3 | -6 | 4 | 4 | | 39 | 31 | 70 |
| 50-54 | 20 | 25 | 45 | 20 | 21 | 41 | | 4 | 4 | 2 | 2 | 2 | 42 | 27 | 69 |
| 55-59 | 13 | 16 | 29 | 7 | 16 | 23 | 6 | | 6 | 3 | 1 | 2 | 30 | 43 | 73 |
| 60-64 | 13 | 17 | 30 | 9 | 12 | 21 | 4 | 5 | 9 | 2 | 1 | 1 | 30 | 30 | 60 |
| 65-69 | 8 | 11 | 19 | 10 | 11 | 21 | -2 | | -2 | 1 | | 1 | 28 | 34 | 62 |
| 70-74 | 5 | 9 | 14 | 9 | 10 | 19 | -4 | -1 | -5 | | | | 18 | 33 | 51 |
| 75-79 | 1 | 2 | 3 | 3 | 2 | 5 | -2 | | -2 | 1 | 1 | | 16 | 16 | 32 |
| 80-84 | 2 | 2 | 4 | 4 | 3 | 7 | -4 | -1 | -5 | | | | 8 | 11 | 19 |
| 85- | 2 | | 2 | 1 | | 1 | 1 | | 1 | | | | 3 | 1 | 4 |
| SUMMA | 1084 | 1115 | 2199 | 1005 | 1091 | 2096 | 79 | 24 | 103 | 177 | 86 | 91 | 1538 | 1393 | 2931 |
| A-REGION 66 LYCKSELE | | | | | | | | | | | | | | | |
| - 4 | 95 | 98 | 193 | 62 | 47 | 109 | 33 | 51 | 84 | 21 | 7 | 14 | 28 | 22 | 50 |
| 5- 9 | 82 | 67 | 149 | 59 | 33 | 92 | 23 | 34 | 57 | 11 | 4 | 7 | 21 | 12 | 33 |
| 10-14 | 54 | 34 | 88 | 41 | 25 | 66 | 13 | 9 | 22 | 1 | 1 | | 9 | 14 | 23 |
| 15-19 | 37 | 71 | 108 | 47 | 113 | 160 | -10 | -42 | -52 | 2 | 2 | | 12 | 38 | 50 |
| 20-24 | 106 | 133 | 239 | 208 | 198 | 406 | -102 | -65 | -167 | 8 | 7 | 1 | 52 | 65 | 117 |
| 25-29 | 153 | 127 | 280 | 139 | 100 | 239 | 14 | 27 | 41 | 17 | 9 | 8 | 52 | 29 | 81 |
| 30-34 | 111 | 81 | 192 | 69 | 60 | 129 | 42 | 21 | 63 | 13 | 9 | 4 | 18 | 22 | 40 |
| 35-39 | 66 | 37 | 103 | 45 | 26 | 71 | 21 | 11 | 32 | 2 | 5 | -3 | 15 | 7 | 22 |
| 40-44 | 46 | 23 | 69 | 36 | 24 | 60 | 10 | -1 | 9 | 4 | 4 | | 13 | 10 | 23 |
| 45-49 | 18 | 25 | 43 | 15 | 16 | 31 | 3 | 9 | 12 | 2 | 2 | 2 | 7 | 11 | 18 |
| 50-54 | 18 | 17 | 35 | 20 | 15 | 35 | -2 | 2 | | 2 | 1 | 1 | 4 | 4 | 8 |
| 55-59 | 14 | 13 | 27 | 13 | 17 | 30 | 1 | -4 | -3 | 2 | 2 | | 12 | 7 | 19 |
| 60-64 | 11 | 14 | 25 | 12 | 10 | 22 | -1 | 4 | 3 | | | | 7 | 8 | 15 |
| 65-69 | 13 | 14 | 27 | 14 | 6 | 20 | -1 | 8 | 7 | | | | 3 | 2 | 5 |
| 70-74 | 6 | 6 | 12 | 2 | 7 | 9 | 4 | -1 | 3 | | | | 6 | 2 | 8 |
| 75-79 | 1 | 5 | 6 | 4 | 4 | 8 | -3 | 1 | -2 | 1 | 1 | | 2 | 3 | 5 |
| 80-84 | 1 | 1 | 2 | | 2 | 2 | 2 | 1 | -1 | | | | 1 | 1 | 2 |
| 85- | | | | 2 | | 2 | -2 | | -2 | | | | | 1 | 1 |
| SUMMA | 832 | 766 | 1598 | 788 | 703 | 1491 | 44 | 63 | 107 | 86 | 52 | 34 | 262 | 258 | 520 |

Tabell 5 (forts) Flyttningar efter kön, ålder och medborgarskap för A-regioner 1975

| ÅLDER VID ÅRETS SLUT | INFLYTTNING | | | UTFLYTTNING | | | NETTOINFLYTTNING | | | OMFLYTTNING AV UTLÄNNINGAR | | | FLYTTNINGAR INOM OMRÅDET | | |
|------------------------------------|-------------|-------------|-------------|-------------|-------------|-------------|------------------|------------|-------------|-------------------------------|------------|------------|-----------------------------|-------------|-------------|
| | M | KV | SUMMA | M | KV | SUMMA | M | KV | SUMMA | IN | UT | NETTO | M | KV | SUMMA |
| A-REGION 67 PITER | | | | | | | | | | | | | | | |
| - 4 | 137 | 143 | 280 | 52 | 68 | 120 | 85 | 75 | 160 | 20 | 16 | 4 | 118 | 109 | 227 |
| 5- 9 | 113 | 103 | 216 | 31 | 40 | 71 | 82 | 63 | 145 | 13 | 9 | 4 | 45 | 58 | 103 |
| 10-14 | 44 | 58 | 102 | 29 | 25 | 54 | 15 | 33 | 48 | 8 | 8 | | 32 | 26 | 58 |
| 15-19 | 47 | 67 | 114 | 42 | 105 | 147 | 5 | -38 | -33 | 5 | 4 | 1 | 32 | 111 | 143 |
| 20-24 | 144 | 177 | 321 | 136 | 198 | 334 | 8 | -21 | -13 | 24 | 13 | 11 | 209 | 237 | 446 |
| 25-29 | 185 | 185 | 370 | 150 | 91 | 241 | 35 | 94 | 129 | 16 | 16 | | 215 | 172 | 387 |
| 30-34 | 161 | 109 | 270 | 55 | 46 | 101 | 106 | 63 | 169 | 18 | 7 | 11 | 103 | 67 | 170 |
| 35-39 | 61 | 48 | 109 | 34 | 31 | 65 | 27 | 17 | 44 | 3 | 3 | | 47 | 30 | 77 |
| 40-44 | 47 | 27 | 74 | 26 | 20 | 46 | 21 | 7 | 28 | 2 | 5 | -3 | 17 | 21 | 38 |
| 45-49 | 27 | 16 | 43 | 24 | 13 | 37 | 3 | 3 | 6 | 2 | 1 | -1 | 14 | 15 | 29 |
| 50-54 | 12 | 14 | 26 | 10 | 8 | 18 | 2 | 6 | 8 | | 1 | -1 | 14 | 9 | 23 |
| 55-59 | 13 | 15 | 28 | 6 | 11 | 17 | 7 | 4 | 11 | | | | 10 | 15 | 25 |
| 60-64 | 12 | 15 | 27 | 4 | 11 | 15 | 8 | 4 | 12 | | 1 | -1 | 11 | 23 | 34 |
| 65-69 | 13 | 5 | 18 | 15 | 5 | 20 | -2 | | -2 | 1 | | 1 | 18 | 17 | 35 |
| 70-74 | 5 | 4 | 9 | 5 | 5 | 10 | | -1 | -1 | 2 | | 2 | 7 | 8 | 15 |
| 75-79 | 1 | | 1 | 2 | 1 | 3 | -1 | -1 | -2 | | | | 7 | 10 | 17 |
| 80-84 | 1 | 1 | 2 | 1 | | 1 | | 1 | 1 | | | | 5 | 3 | 8 |
| 85- | | | | | | | | | | | | | 3 | 1 | 4 |
| SUMMA | 1023 | 987 | 2010 | 622 | 678 | 1300 | 401 | 309 | 710 | 114 | 84 | 30 | 907 | 932 | 1839 |
| A-REGION 68 LULER/BODEN | | | | | | | | | | | | | | | |
| - 4 | 307 | 300 | 607 | 208 | 178 | 386 | 99 | 122 | 221 | 116 | 38 | 78 | 265 | 238 | 503 |
| 5- 9 | 221 | 198 | 419 | 148 | 140 | 288 | 73 | 58 | 131 | 74 | 29 | 45 | 170 | 173 | 343 |
| 10-14 | 161 | 125 | 286 | 60 | 93 | 153 | 101 | 32 | 133 | 62 | 9 | 53 | 103 | 104 | 207 |
| 15-19 | 145 | 233 | 378 | 102 | 148 | 250 | 43 | 85 | 128 | 54 | 16 | 38 | 106 | 231 | 337 |
| 20-24 | 546 | 514 | 1060 | 340 | 408 | 748 | 206 | 106 | 312 | 113 | 55 | 58 | 452 | 488 | 940 |
| 25-29 | 536 | 456 | 992 | 364 | 301 | 665 | 172 | 155 | 327 | 144 | 54 | 90 | 452 | 352 | 804 |
| 30-34 | 357 | 262 | 619 | 241 | 159 | 400 | 116 | 103 | 219 | 85 | 43 | 42 | 310 | 197 | 507 |
| 35-39 | 177 | 124 | 301 | 106 | 69 | 175 | 71 | 55 | 126 | 51 | 20 | 31 | 139 | 96 | 235 |
| 40-44 | 100 | 66 | 166 | 66 | 56 | 122 | 34 | 10 | 44 | 21 | 13 | 8 | 103 | 68 | 171 |
| 45-49 | 68 | 46 | 114 | 50 | 39 | 89 | 18 | 7 | 25 | 14 | 4 | 10 | 83 | 62 | 145 |
| 50-54 | 46 | 28 | 74 | 34 | 37 | 71 | 12 | -9 | 3 | 8 | 3 | 5 | 56 | 28 | 84 |
| 55-59 | 19 | 22 | 41 | 30 | 36 | 66 | -11 | -14 | -25 | 3 | 4 | -1 | 35 | 27 | 62 |
| 60-64 | 11 | 12 | 23 | 29 | 29 | 58 | -18 | -17 | -35 | 1 | 2 | -1 | 27 | 26 | 53 |
| 65-69 | 12 | 14 | 26 | 34 | 18 | 52 | -22 | -4 | -26 | | 2 | -2 | 23 | 25 | 48 |
| 70-74 | 3 | 13 | 16 | 10 | 22 | 32 | -7 | -9 | -16 | 3 | 3 | | 11 | 18 | 29 |
| 75-79 | 5 | 6 | 11 | 7 | 2 | 9 | -2 | 4 | 2 | 2 | | 2 | 6 | 9 | 15 |
| 80-84 | | | | 1 | | 1 | -1 | | -1 | | | | 4 | 10 | 14 |
| 85- | 1 | 2 | 3 | | | | 1 | 2 | 3 | | | | 1 | 5 | 6 |
| SUMMA | 2715 | 2421 | 5136 | 1830 | 1735 | 3565 | 885 | 686 | 1571 | 751 | 295 | 456 | 2346 | 2157 | 4503 |
| A-REGION 69 HAPARANDA/KALIX | | | | | | | | | | | | | | | |
| - 4 | 116 | 91 | 207 | 77 | 72 | 149 | 39 | 19 | 58 | 93 | 51 | 42 | 30 | 22 | 52 |
| 5- 9 | 77 | 85 | 162 | 44 | 45 | 89 | 33 | 40 | 73 | 80 | 32 | 48 | 14 | 19 | 33 |
| 10-14 | 39 | 48 | 87 | 22 | 15 | 37 | 17 | 33 | 50 | 37 | 4 | 33 | 8 | 9 | 17 |
| 15-19 | 44 | 62 | 106 | 50 | 152 | 202 | -6 | -90 | -96 | 48 | 29 | 19 | 9 | 18 | 27 |
| 20-24 | 159 | 168 | 327 | 332 | 268 | 600 | -173 | -100 | -273 | 136 | 78 | 58 | 31 | 49 | 80 |
| 25-29 | 180 | 125 | 305 | 175 | 104 | 279 | 5 | 21 | 26 | 142 | 61 | 81 | 35 | 26 | 61 |
| 30-34 | 101 | 67 | 168 | 72 | 42 | 114 | 29 | 25 | 54 | 65 | 30 | 35 | 20 | 14 | 34 |
| 35-39 | 62 | 38 | 100 | 31 | 35 | 66 | 31 | 3 | 34 | 31 | 13 | 18 | 11 | 8 | 19 |
| 40-44 | 30 | 18 | 48 | 15 | 14 | 29 | 15 | 4 | 19 | 22 | 3 | 19 | 8 | 4 | 12 |
| 45-49 | 19 | 19 | 38 | 9 | 16 | 25 | 10 | 3 | 13 | 17 | 8 | 9 | 5 | 6 | 11 |
| 50-54 | 22 | 20 | 42 | 16 | 7 | 23 | 6 | 13 | 19 | 19 | 2 | 17 | 6 | 6 | 12 |
| 55-59 | 9 | 15 | 24 | 3 | 7 | 10 | 6 | 8 | 14 | 8 | 4 | 4 | 3 | 1 | 4 |
| 60-64 | 18 | 15 | 33 | 5 | 7 | 12 | 13 | 8 | 21 | 8 | 1 | 7 | 3 | 5 | 8 |
| 65-69 | 8 | 10 | 18 | 7 | 6 | 13 | 1 | 4 | 5 | 3 | 2 | 1 | 3 | 4 | 7 |
| 70-74 | 5 | 7 | 12 | 4 | 8 | 12 | 1 | -1 | | 4 | 2 | 2 | 1 | 4 | 5 |
| 75-79 | 1 | 3 | 4 | 4 | 5 | 9 | -3 | -2 | -5 | | 1 | -1 | 1 | 4 | 5 |
| 80-84 | 1 | 2 | 3 | 2 | | 2 | -1 | 2 | 1 | | 1 | -1 | 3 | | 3 |
| 85- | | | | | 1 | 1 | | -1 | -1 | | | | | 1 | 1 |
| SUMMA | 891 | 793 | 1684 | 868 | 804 | 1672 | 23 | -11 | 12 | 713 | 322 | 391 | 191 | 200 | 391 |

| ÅLDER VID ÅRETS SLUT | INFLYTTNING | | | UTFLYTTNING | | | NETTOINFLYTTNING | | | OMFLYTTNING AV UTLÄNNINGAR | | | FLYTTNINGAR INOM OMRÅDET | | |
|------------------------------|-------------|-----|-------|-------------|------|-------|------------------|------|-------|-------------------------------|-----|-------|-----------------------------|-----|-------|
| | M | KV | SUMMA | M | KV | SUMMA | M | KV | SUMMA | IN | UT | NETTO | M | KV | SUMMA |
| A-REGION 70 KIRUNA/GÄLLIVARE | | | | | | | | | | | | | | | |
| - 4 | 106 | 105 | 211 | 130 | 129 | 259 | -24 | -24 | -48 | 55 | 31 | 24 | 82 | 83 | 165 |
| 5- 9 | 60 | 64 | 124 | 89 | 88 | 177 | -29 | -24 | -53 | 16 | 28 | -12 | 55 | 41 | 96 |
| 10-14 | 28 | 24 | 52 | 58 | 56 | 114 | -30 | -32 | -62 | 4 | 11 | -7 | 24 | 14 | 38 |
| 15-19 | 91 | 87 | 178 | 82 | 153 | 235 | 9 | -66 | -57 | 59 | 11 | 48 | 63 | 96 | 159 |
| 20-24 | 238 | 215 | 453 | 252 | 285 | 537 | -14 | -70 | -84 | 128 | 64 | 64 | 191 | 184 | 375 |
| 25-29 | 200 | 162 | 362 | 222 | 217 | 439 | -22 | -55 | -77 | 83 | 55 | 28 | 146 | 82 | 228 |
| 30-34 | 116 | 74 | 190 | 144 | 108 | 252 | -28 | -34 | -62 | 30 | 26 | 4 | 86 | 45 | 131 |
| 35-39 | 65 | 26 | 91 | 82 | 54 | 136 | -17 | -28 | -45 | 21 | 26 | -5 | 41 | 28 | 69 |
| 40-44 | 30 | 19 | 49 | 61 | 30 | 91 | -31 | -11 | -42 | 11 | 13 | -2 | 19 | 22 | 41 |
| 45-49 | 26 | 18 | 44 | 38 | 29 | 67 | -12 | -11 | -23 | 10 | 7 | 3 | 23 | 8 | 31 |
| 50-54 | 11 | 5 | 16 | 26 | 20 | 46 | -15 | -15 | -30 | 2 | 6 | -4 | 15 | 10 | 25 |
| 55-59 | 5 | 9 | 14 | 11 | 14 | 25 | -6 | -5 | -11 | 2 | 2 | | 7 | 8 | 15 |
| 60-64 | 9 | 4 | 13 | 26 | 24 | 50 | -17 | -20 | -37 | 2 | 2 | | 14 | 3 | 17 |
| 65-69 | 7 | 5 | 12 | 21 | 19 | 40 | -14 | -14 | -28 | 1 | 1 | | 9 | 7 | 16 |
| 70-74 | 4 | 5 | 9 | 7 | 10 | 17 | -3 | -5 | -8 | 5 | 3 | 2 | 6 | 5 | 11 |
| 75-79 | 3 | 4 | 7 | 2 | 2 | 4 | 1 | 2 | 3 | 2 | 1 | 1 | 4 | 2 | 6 |
| 80-84 | 2 | 1 | 3 | 1 | 2 | 3 | 1 | -1 | | 1 | | 1 | | 4 | 4 |
| 85- | | | | 1 | | 1 | -1 | | -1 | | | | 2 | 3 | 5 |
| SUMMA | 1001 | 827 | 1828 | 1253 | 1240 | 2493 | -252 | -413 | -665 | 432 | 287 | 145 | 787 | 645 | 1432 |

Tabell 6 Flyttningar efter kön, ålder och medborgarskap för kommuner 1975
Migration by sex, age and citizenship by communes 1975

| ÅLDER VID ÅRETS SLUT | INFLYTTNING | | | UTFLYTTNING | | | NETTOINFLYTTNING | | | OMFLYTTNING AV UTLÄNNINGAR | | | FLYTTNINGAR INOM OMRÅDET | | |
|-------------------------|----------------|------|-------|-------------|------|-------|------------------|-----|-------|-------------------------------|-----|-------|-----------------------------|-----|-------|
| | M | KV | SUMMA | M | KV | SUMMA | M | KV | SUMMA | IN | UT | NETTO | M | KV | SUMMA |
| KOMMUN 01 14 | UPPLANDS-VÄSBY | | | | | | | | | | | | | | |
| - 4 | 210 | 187 | 397 | 139 | 119 | 258 | 71 | 68 | 139 | 99 | 32 | 67 | 63 | 74 | 137 |
| 5- 9 | 128 | 133 | 261 | 101 | 83 | 184 | 27 | 50 | 77 | 75 | 33 | 42 | 51 | 46 | 97 |
| 10-14 | 63 | 81 | 144 | 60 | 52 | 112 | 3 | 29 | 32 | 38 | 12 | 26 | 29 | 32 | 61 |
| 15-19 | 83 | 177 | 260 | 49 | 55 | 104 | 34 | 122 | 156 | 61 | 20 | 41 | 29 | 33 | 62 |
| 20-24 | 235 | 302 | 537 | 186 | 191 | 377 | 49 | 111 | 160 | 137 | 54 | 83 | 54 | 61 | 115 |
| 25-29 | 342 | 298 | 640 | 219 | 206 | 425 | 123 | 92 | 215 | 148 | 65 | 83 | 101 | 106 | 207 |
| 30-34 | 252 | 170 | 422 | 181 | 126 | 307 | 71 | 44 | 115 | 80 | 44 | 36 | 89 | 58 | 147 |
| 35-39 | 99 | 67 | 166 | 76 | 58 | 134 | 23 | 9 | 32 | 39 | 21 | 18 | 44 | 27 | 71 |
| 40-44 | 50 | 45 | 95 | 45 | 36 | 81 | 5 | 9 | 14 | 21 | 11 | 10 | 14 | 13 | 27 |
| 45-49 | 38 | 33 | 71 | 36 | 28 | 64 | 2 | 5 | 7 | 17 | 10 | 7 | 12 | 9 | 21 |
| 50-54 | 25 | 30 | 55 | 24 | 21 | 45 | 1 | 9 | 10 | 7 | 5 | 2 | 12 | 8 | 20 |
| 55-59 | 24 | 19 | 43 | 19 | 19 | 38 | 5 | 7 | 12 | 7 | 7 | 0 | 10 | 9 | 19 |
| 60-64 | 16 | 28 | 44 | 9 | 12 | 21 | 7 | 16 | 23 | 4 | 4 | 4 | 5 | 4 | 9 |
| 65-69 | 16 | 20 | 36 | 5 | 10 | 15 | 11 | 10 | 21 | 3 | 1 | 2 | 4 | 4 | 8 |
| 70-74 | 9 | 13 | 22 | 1 | 4 | 5 | 8 | 9 | 17 | 2 | 1 | 1 | 3 | 6 | 9 |
| 75-79 | 5 | 3 | 8 | 1 | 1 | 2 | 4 | 2 | 6 | 2 | 1 | 1 | 1 | 4 | 5 |
| 80-84 | 5 | 4 | 9 | 3 | 3 | 6 | 5 | 1 | 6 | 2 | 1 | 1 | 2 | 2 | 4 |
| 85- | 3 | 3 | 6 | 2 | 1 | 3 | -2 | 2 | 2 | 1 | 1 | -1 | 4 | 2 | 6 |
| SUMMA | 1600 | 1613 | 3213 | 1153 | 1025 | 2178 | 447 | 588 | 1035 | 740 | 311 | 429 | 527 | 498 | 1025 |
| KOMMUN 01 15 | VALLENTUNA | | | | | | | | | | | | | | |
| - 4 | 97 | 81 | 178 | 56 | 51 | 107 | 41 | 30 | 71 | 26 | 14 | 12 | 5 | 4 | 9 |
| 5- 9 | 55 | 58 | 113 | 50 | 66 | 116 | 5 | -8 | -3 | 10 | 17 | -7 | 8 | 5 | 13 |
| 10-14 | 36 | 36 | 72 | 28 | 33 | 61 | 8 | 3 | 11 | 6 | 7 | -1 | 1 | 1 | 1 |
| 15-19 | 25 | 33 | 58 | 26 | 50 | 76 | -1 | -17 | -18 | 3 | 3 | 4 | 4 | 8 | 12 |
| 20-24 | 53 | 76 | 129 | 55 | 76 | 131 | -2 | 131 | -2 | 14 | 10 | 4 | 4 | 3 | 7 |
| 25-29 | 111 | 121 | 232 | 77 | 89 | 166 | 34 | 32 | 66 | 24 | 17 | 7 | 6 | 9 | 15 |
| 30-34 | 97 | 92 | 189 | 89 | 78 | 167 | 8 | 14 | 22 | 9 | 15 | -6 | 6 | 6 | 12 |
| 35-39 | 54 | 32 | 86 | 52 | 41 | 93 | 2 | -9 | -7 | 7 | 10 | -3 | 2 | 4 | 6 |
| 40-44 | 27 | 21 | 48 | 33 | 17 | 50 | -6 | 4 | -2 | 2 | 9 | -7 | 1 | 1 | 1 |
| 45-49 | 17 | 16 | 33 | 15 | 13 | 28 | 2 | 3 | 5 | 5 | 4 | 1 | 2 | 2 | 2 |
| 50-54 | 13 | 11 | 24 | 15 | 13 | 28 | -2 | -2 | -4 | 2 | 2 | 0 | 1 | 2 | 3 |
| 55-59 | 7 | 5 | 12 | 1 | 6 | 7 | 6 | -1 | 5 | 2 | 2 | -2 | 1 | 1 | 1 |
| 60-64 | 9 | 8 | 17 | 5 | 5 | 10 | 4 | 3 | 7 | 1 | 1 | 0 | 3 | 1 | 4 |
| 65-69 | 5 | 5 | 10 | 9 | 4 | 13 | -4 | 1 | -3 | 1 | 1 | 0 | 3 | 3 | 3 |
| 70-74 | 6 | 12 | 18 | 3 | 5 | 8 | 3 | 7 | 10 | 1 | 1 | 0 | 3 | 3 | 3 |
| 75-79 | 3 | 11 | 14 | 1 | 2 | 3 | 2 | 9 | 11 | 1 | 1 | -1 | 1 | 1 | 1 |
| 80-84 | 1 | 3 | 4 | 2 | 1 | 3 | -1 | 2 | 1 | 1 | 1 | 0 | 2 | 4 | 6 |
| 85- | 2 | 2 | 4 | 1 | 1 | 2 | 1 | 1 | 2 | 1 | 1 | 0 | 1 | 2 | 3 |
| SUMMA | 616 | 623 | 1239 | 517 | 551 | 1068 | 99 | 72 | 171 | 107 | 110 | -3 | 49 | 53 | 102 |
| KOMMUN 01 20 | VÄRMDÖ | | | | | | | | | | | | | | |
| - 4 | 97 | 83 | 180 | 44 | 64 | 108 | 53 | 19 | 72 | 55 | 33 | 22 | 20 | 10 | 30 |
| 5- 9 | 59 | 65 | 124 | 49 | 51 | 100 | 10 | 14 | 24 | 34 | 29 | 5 | 8 | 11 | 19 |
| 10-14 | 30 | 23 | 53 | 36 | 35 | 71 | -6 | -12 | -18 | 11 | 5 | 6 | 8 | 5 | 13 |
| 15-19 | 44 | 68 | 112 | 36 | 41 | 77 | 8 | 27 | 35 | 55 | 18 | 37 | 10 | 7 | 17 |
| 20-24 | 106 | 111 | 217 | 87 | 82 | 169 | 19 | 29 | 48 | 92 | 65 | 27 | 10 | 13 | 23 |
| 25-29 | 160 | 141 | 301 | 101 | 76 | 177 | 59 | 65 | 124 | 92 | 55 | 37 | 20 | 21 | 41 |
| 30-34 | 132 | 70 | 202 | 68 | 61 | 129 | 64 | 9 | 73 | 41 | 27 | 14 | 11 | 13 | 24 |
| 35-39 | 42 | 35 | 77 | 57 | 29 | 86 | -15 | 6 | -9 | 19 | 18 | 1 | 2 | 4 | 6 |
| 40-44 | 39 | 15 | 54 | 31 | 20 | 51 | 8 | -5 | 3 | 6 | 9 | -3 | 2 | 4 | 6 |
| 45-49 | 26 | 26 | 52 | 17 | 12 | 29 | 9 | 14 | 23 | 3 | 5 | -2 | 1 | 1 | 2 |
| 50-54 | 34 | 23 | 57 | 8 | 12 | 20 | 26 | 11 | 37 | 7 | 3 | 4 | 2 | 2 | 4 |
| 55-59 | 18 | 23 | 41 | 10 | 9 | 19 | 8 | 14 | 22 | 1 | 3 | -2 | 3 | 2 | 5 |
| 60-64 | 15 | 11 | 26 | 13 | 4 | 17 | 2 | 7 | 9 | 2 | 2 | -2 | 1 | 2 | 3 |
| 65-69 | 9 | 14 | 23 | 2 | 6 | 8 | 7 | 8 | 15 | 1 | 1 | 0 | 1 | 1 | 1 |
| 70-74 | 11 | 1 | 12 | 2 | 3 | 5 | 9 | -2 | 7 | 1 | 1 | 0 | 1 | 1 | 1 |
| 75-79 | 1 | 4 | 5 | 1 | 2 | 3 | 2 | 2 | 4 | 1 | 1 | 0 | 1 | 1 | 1 |
| 80-84 | 3 | 3 | 6 | 1 | 1 | 2 | 3 | 3 | 6 | 1 | 1 | 0 | 1 | 3 | 4 |
| 85- | 1 | 1 | 2 | 1 | 1 | 2 | 1 | 1 | 2 | 1 | 1 | 0 | 1 | 1 | 1 |
| SUMMA | 823 | 716 | 1539 | 562 | 507 | 1069 | 261 | 209 | 470 | 417 | 272 | 145 | 102 | 98 | 200 |

| ÅLDER VID ÅRETS SLUT | INFLYTTNING | | | UTFLYTTNING | | | NETTOINFLYTTNING | | | OMFLYTTNING AV UTLÄNNINGAR | | | FLYTTNINGAR INOM OMRÅDET | | |
|-------------------------|-------------|------|-------|-------------|------|-------|------------------|------|-------|-------------------------------|-----|-------|-----------------------------|-----|-------|
| | M | KV | SUMMA | M | KV | SUMMA | M | KV | SUMMA | IN | UT | NETTO | M | KV | SUMMA |
| KOMMUN 01 23 JÄRFÄLLA | | | | | | | | | | | | | | | |
| - 4 | 214 | 190 | 404 | 277 | 256 | 533 | -63 | -66 | -129 | 89 | 63 | 26 | | | |
| 5- 9 | 133 | 125 | 258 | 222 | 211 | 433 | -89 | -86 | -175 | 57 | 34 | 23 | | | |
| 10-14 | 70 | 86 | 156 | 147 | 138 | 285 | -77 | -52 | -129 | 32 | 31 | 1 | | | |
| 15-19 | 84 | 158 | 242 | 108 | 200 | 308 | -24 | -42 | -66 | 48 | 24 | 24 | | | |
| 20-24 | 307 | 356 | 663 | 298 | 358 | 656 | 9 | -2 | 7 | 130 | 53 | 77 | | | |
| 25-29 | 395 | 320 | 715 | 481 | 403 | 884 | -86 | -83 | -169 | 140 | 108 | 32 | | | |
| 30-34 | 295 | 194 | 489 | 363 | 308 | 671 | -68 | -114 | -182 | 78 | 68 | 10 | | | |
| 35-39 | 135 | 80 | 215 | 199 | 154 | 353 | -64 | -74 | -138 | 37 | 43 | -6 | | | |
| 40-44 | 75 | 56 | 131 | 166 | 94 | 260 | -91 | -38 | -129 | 22 | 28 | -6 | | | |
| 45-49 | 50 | 36 | 86 | 97 | 69 | 166 | -47 | -33 | -80 | 8 | 22 | -14 | | | |
| 50-54 | 44 | 46 | 90 | 62 | 56 | 118 | -18 | -10 | -28 | 11 | 2 | 9 | | | |
| 55-59 | 39 | 37 | 76 | 53 | 43 | 96 | -14 | -6 | -20 | 12 | 5 | 7 | | | |
| 60-64 | 29 | 46 | 75 | 33 | 19 | 52 | -4 | 27 | 23 | 3 | | 3 | | | |
| 65-69 | 76 | 29 | 65 | 14 | 17 | 31 | 22 | 12 | 34 | 2 | | 2 | | | |
| 70-74 | 12 | 21 | 33 | 4 | 4 | 8 | 8 | 17 | 25 | 1 | | 1 | | | |
| 75-79 | 9 | 10 | 19 | 1 | 5 | 6 | 8 | 5 | 13 | 1 | 1 | | | | |
| 80-84 | 1 | 5 | 6 | 2 | 3 | 5 | -1 | 2 | 1 | 1 | 2 | -1 | | | |
| 85- | | | | 1 | | 1 | -1 | | -1 | | | | | | |
| SUMMA | 1928 | 1795 | 3723 | 2528 | 2338 | 4866 | -600 | -543 | -1143 | 672 | 484 | 188 | | | |
| KOMMUN 01 25 EKERÖ | | | | | | | | | | | | | | | |
| - 4 | 92 | 67 | 159 | 60 | 46 | 106 | 32 | 21 | 53 | 19 | 12 | 7 | 7 | 11 | 18 |
| 5- 9 | 49 | 51 | 100 | 50 | 41 | 91 | -1 | 10 | 9 | 14 | 4 | 10 | 5 | 7 | 12 |
| 10-14 | 28 | 47 | 75 | 32 | 25 | 57 | -4 | 22 | 18 | 5 | 1 | 4 | 5 | 9 | 14 |
| 15-19 | 24 | 31 | 55 | 33 | 48 | 81 | -9 | -17 | -26 | 6 | 7 | -1 | 4 | 5 | 9 |
| 20-24 | 52 | 73 | 125 | 56 | 74 | 130 | -4 | -1 | -5 | 17 | 8 | 9 | 6 | 14 | 20 |
| 25-29 | 107 | 108 | 215 | 67 | 72 | 139 | 40 | 36 | 76 | 20 | 18 | 2 | 11 | 10 | 21 |
| 30-34 | 96 | 85 | 181 | 60 | 58 | 118 | 36 | 27 | 63 | 18 | 8 | 10 | 17 | 9 | 26 |
| 35-39 | 59 | 28 | 87 | 56 | 33 | 89 | 3 | -5 | -2 | 10 | 5 | 5 | 7 | 6 | 13 |
| 40-44 | 23 | 19 | 42 | 13 | 12 | 25 | 10 | 7 | 17 | 5 | 3 | 2 | 4 | 4 | 8 |
| 45-49 | 20 | 13 | 33 | 26 | 13 | 39 | -6 | | -6 | 1 | 5 | -4 | 1 | 2 | 3 |
| 50-54 | 14 | 22 | 36 | 16 | 11 | 27 | -2 | 11 | 9 | 3 | 1 | 2 | 6 | 3 | 9 |
| 55-59 | 19 | 15 | 34 | 7 | 12 | 19 | 12 | 3 | 15 | 1 | 2 | -1 | 1 | 1 | 2 |
| 60-64 | 8 | 8 | 16 | 9 | 9 | 18 | -1 | -1 | -2 | 1 | | 1 | 1 | | 1 |
| 65-69 | 10 | 4 | 14 | 7 | 2 | 9 | 3 | 2 | 5 | | | | 1 | 1 | 2 |
| 70-74 | 3 | 4 | 7 | 6 | 5 | 11 | -3 | -1 | -4 | | | | | 4 | 4 |
| 75-79 | 1 | 3 | 4 | 1 | 4 | 5 | | -1 | -1 | 1 | 1 | | 2 | | 2 |
| 80-84 | | 1 | 1 | 1 | | 1 | -1 | 1 | | | | | | 3 | 3 |
| 85- | 2 | 3 | 5 | | | | 2 | 3 | 5 | | | | 1 | 2 | 3 |
| SUMMA | 607 | 582 | 1189 | 500 | 465 | 965 | 107 | 117 | 224 | 121 | 75 | 46 | 79 | 91 | 170 |
| KOMMUN 01 26 HUDDINGE | | | | | | | | | | | | | | | |
| - 4 | 298 | 314 | 612 | 382 | 339 | 721 | -84 | -25 | -109 | 169 | 117 | 52 | 16 | 17 | 33 |
| 5- 9 | 179 | 178 | 357 | 213 | 189 | 402 | -34 | -11 | -45 | 103 | 57 | 46 | 10 | 19 | 29 |
| 10-14 | 136 | 144 | 280 | 162 | 142 | 304 | -26 | 2 | -24 | 69 | 45 | 24 | 8 | 7 | 15 |
| 15-19 | 228 | 423 | 651 | 145 | 259 | 404 | 83 | 164 | 247 | 120 | 61 | 59 | 7 | 15 | 22 |
| 20-24 | 708 | 792 | 1500 | 526 | 712 | 1238 | 182 | 80 | 262 | 277 | 150 | 127 | 23 | 18 | 41 |
| 25-29 | 697 | 523 | 1220 | 672 | 583 | 1255 | 25 | -60 | -35 | 320 | 188 | 132 | 30 | 27 | 57 |
| 30-34 | 483 | 287 | 770 | 517 | 345 | 862 | -34 | -58 | -92 | 192 | 143 | 49 | 19 | 13 | 32 |
| 35-39 | 237 | 150 | 387 | 241 | 157 | 398 | -4 | -7 | -11 | 113 | 64 | 49 | 6 | 6 | 12 |
| 40-44 | 154 | 97 | 251 | 151 | 98 | 249 | 3 | -1 | 2 | 63 | 50 | 13 | 10 | 1 | 11 |
| 45-49 | 144 | 101 | 245 | 117 | 73 | 190 | 27 | 28 | 55 | 53 | 25 | 28 | 13 | 5 | 18 |
| 50-54 | 98 | 90 | 188 | 98 | 77 | 175 | 13 | 13 | 33 | 29 | 4 | 3 | 3 | 1 | 4 |
| 55-59 | 73 | 47 | 120 | 47 | 56 | 103 | 26 | -9 | 17 | 13 | 10 | 3 | 2 | 2 | 4 |
| 60-64 | 39 | 44 | 83 | 53 | 47 | 100 | -14 | -3 | -17 | 8 | 4 | 4 | 8 | 1 | 9 |
| 65-69 | 40 | 41 | 81 | 41 | 31 | 72 | -1 | 10 | 9 | 4 | 4 | | 1 | 3 | 4 |
| 70-74 | 18 | 31 | 49 | 19 | 18 | 37 | -1 | 13 | 12 | 1 | 4 | -3 | 1 | 2 | 3 |
| 75-79 | 9 | 8 | 17 | 5 | 6 | 11 | 4 | 2 | 6 | | | | | | |
| 80-84 | 1 | 3 | 4 | 6 | 6 | 12 | -5 | -3 | -8 | 1 | | 1 | 1 | | 1 |
| 85- | 1 | 2 | 3 | 1 | 3 | 4 | | -1 | -1 | | | | | 1 | 1 |
| SUMMA | 3543 | 3275 | 6818 | 3396 | 3141 | 6537 | 147 | 134 | 281 | 1539 | 951 | 588 | 158 | 138 | 296 |

Tabell 6 (forts) Flyttningar efter kön, ålder och medborgarskap för kommuner 1975

| ÅLDER VID ÅRETS SLUT | INFLYTTNING | | | UTFLYTTNING | | | NETTOINFLYTTNING | | | OMFLYTTNING AV UTLÄNNINGAR | | | FLYTTNINGAR INOM OMRÅDET | | |
|-------------------------|-------------|------|-------|-------------|------|-------|------------------|------|-------|-------------------------------|------|-------|-----------------------------|-----|-------|
| | M | KV | SUMMA | M | KV | SUMMA | M | KV | SUMMA | IN | UT | NETTO | M | KV | SUMMA |
| KOMMUN 01 27 BOTKYRKA | | | | | | | | | | | | | | | |
| - 4 | 509 | 525 | 1034 | 541 | 537 | 1078 | -32 | -12 | -44 | 323 | 168 | 155 | 113 | 125 | 238 |
| 5- 9 | 318 | 359 | 677 | 380 | 337 | 717 | -62 | 22 | -40 | 225 | 126 | 99 | 104 | 59 | 163 |
| 10-14 | 210 | 241 | 451 | 215 | 204 | 419 | -5 | 37 | 32 | 121 | 68 | 53 | 51 | 47 | 98 |
| 15-19 | 301 | 518 | 819 | 210 | 324 | 534 | 91 | 194 | 285 | 205 | 99 | 106 | 57 | 56 | 113 |
| 20-24 | 824 | 903 | 1727 | 626 | 755 | 1381 | 198 | 148 | 346 | 474 | 242 | 232 | 97 | 137 | 234 |
| 25-29 | 977 | 772 | 1749 | 824 | 752 | 1576 | 153 | 20 | 173 | 482 | 300 | 182 | 162 | 138 | 300 |
| 30-34 | 719 | 466 | 1185 | 597 | 425 | 1022 | 122 | 41 | 163 | 319 | 174 | 145 | 123 | 94 | 217 |
| 35-39 | 371 | 253 | 624 | 291 | 201 | 492 | 80 | 52 | 132 | 176 | 102 | 74 | 52 | 51 | 103 |
| 40-44 | 234 | 175 | 409 | 164 | 107 | 271 | 70 | 68 | 138 | 115 | 54 | 61 | 44 | 24 | 68 |
| 45-49 | 182 | 153 | 335 | 126 | 93 | 219 | 56 | 60 | 116 | 85 | 40 | 45 | 24 | 16 | 40 |
| 50-54 | 165 | 169 | 334 | 85 | 72 | 157 | 80 | 97 | 177 | 59 | 33 | 26 | 28 | 17 | 45 |
| 55-59 | 130 | 141 | 271 | 69 | 45 | 114 | 61 | 96 | 157 | 30 | 14 | 16 | 9 | 8 | 17 |
| 60-64 | 95 | 121 | 216 | 40 | 41 | 81 | 55 | 80 | 135 | 12 | 4 | 8 | 12 | 8 | 20 |
| 65-69 | 69 | 95 | 164 | 24 | 23 | 47 | 45 | 72 | 117 | 10 | 1 | 9 | 3 | 6 | 9 |
| 70-74 | 43 | 53 | 96 | 10 | 13 | 23 | 33 | 40 | 73 | 3 | 1 | 2 | 1 | 4 | 5 |
| 75-79 | 15 | 25 | 40 | 7 | 10 | 17 | 8 | 15 | 23 | 4 | | 4 | 2 | 5 | 7 |
| 80-84 | 3 | 4 | 7 | 1 | 3 | 4 | 2 | 1 | 3 | | | | 3 | | 3 |
| 85- | | 2 | 2 | | | | | 2 | 2 | 1 | | 1 | | 4 | 4 |
| SUMMA | 5165 | 4975 | 10140 | 4210 | 3942 | 8152 | 955 | 1033 | 1988 | 2644 | 1426 | 1218 | 885 | 799 | 1684 |
| KOMMUN 01 36 HANINGE | | | | | | | | | | | | | | | |
| - 4 | 216 | 178 | 394 | 315 | 302 | 617 | -99 | -124 | -223 | 81 | 94 | -13 | 29 | 28 | 57 |
| 5- 9 | 149 | 144 | 293 | 213 | 244 | 457 | -64 | -100 | -164 | 45 | 75 | -30 | 25 | 24 | 49 |
| 10-14 | 109 | 88 | 197 | 129 | 108 | 237 | -20 | -20 | -40 | 36 | 23 | 13 | 19 | 10 | 29 |
| 15-19 | 141 | 250 | 391 | 120 | 194 | 314 | 21 | 56 | 77 | 72 | 42 | 30 | 21 | 34 | 55 |
| 20-24 | 383 | 422 | 805 | 353 | 436 | 789 | 30 | -14 | 16 | 178 | 114 | 64 | 45 | 43 | 88 |
| 25-29 | 398 | 282 | 680 | 545 | 461 | 1006 | -147 | -179 | -326 | 150 | 175 | -25 | 48 | 47 | 95 |
| 30-34 | 270 | 192 | 462 | 423 | 272 | 695 | -153 | -80 | -233 | 78 | 85 | -7 | 39 | 31 | 70 |
| 35-39 | 143 | 87 | 230 | 174 | 115 | 289 | -31 | -28 | -59 | 47 | 48 | -1 | 17 | 16 | 33 |
| 40-44 | 102 | 58 | 160 | 110 | 66 | 176 | -8 | -8 | -16 | 27 | 26 | 1 | 15 | 8 | 23 |
| 45-49 | 76 | 67 | 143 | 73 | 57 | 130 | 3 | 10 | 13 | 14 | 16 | -2 | 13 | 12 | 25 |
| 50-54 | 69 | 66 | 135 | 60 | 46 | 106 | 9 | 20 | 29 | 17 | 16 | 1 | 4 | 6 | 10 |
| 55-59 | 51 | 53 | 104 | 29 | 28 | 57 | 22 | 25 | 47 | 14 | 9 | 5 | 6 | 5 | 11 |
| 60-64 | 31 | 56 | 87 | 21 | 24 | 45 | 10 | 32 | 42 | 2 | 2 | | 6 | 4 | 10 |
| 65-69 | 32 | 25 | 57 | 18 | 26 | 44 | 14 | -1 | 13 | 5 | 5 | | 1 | 6 | 7 |
| 70-74 | 19 | 24 | 43 | 10 | 13 | 23 | 9 | 11 | 20 | 6 | 2 | 4 | 2 | 4 | 6 |
| 75-79 | 6 | 5 | 11 | 6 | 8 | 14 | | -3 | -3 | 1 | | 1 | 1 | 1 | 2 |
| 80-84 | 5 | 3 | 8 | | 1 | 1 | 5 | 2 | 7 | | | | 4 | 4 | 8 |
| 85- | 2 | 1 | 3 | | | | 2 | 1 | 3 | 1 | | 1 | | | |
| SUMMA | 2202 | 2001 | 4203 | 2599 | 2401 | 5000 | -397 | -400 | -797 | 774 | 732 | 42 | 295 | 283 | 578 |
| KOMMUN 01 38 TYRESÖ | | | | | | | | | | | | | | | |
| - 4 | 145 | 124 | 269 | 147 | 144 | 291 | -2 | -20 | -22 | 35 | 34 | 1 | | | |
| 5- 9 | 100 | 95 | 195 | 139 | 109 | 248 | -39 | -14 | -53 | 23 | 46 | -23 | | | |
| 10-14 | 68 | 61 | 129 | 87 | 81 | 168 | -19 | -20 | -39 | 11 | 19 | -8 | | | |
| 15-19 | 64 | 107 | 171 | 60 | 119 | 179 | 4 | -12 | -8 | 23 | 23 | | | | |
| 20-24 | 174 | 224 | 398 | 148 | 189 | 337 | 26 | 35 | 61 | 60 | 40 | 20 | | | |
| 25-29 | 218 | 184 | 402 | 194 | 198 | 392 | 24 | -14 | 10 | 48 | 84 | -36 | | | |
| 30-34 | 188 | 156 | 344 | 208 | 154 | 362 | -20 | 2 | -18 | 42 | 64 | -22 | | | |
| 35-39 | 108 | 66 | 174 | 117 | 73 | 190 | -9 | -7 | -16 | 28 | 26 | 2 | | | |
| 40-44 | 37 | 38 | 75 | 61 | 48 | 109 | -24 | -10 | -34 | 12 | 18 | -6 | | | |
| 45-49 | 53 | 35 | 88 | 45 | 23 | 68 | 8 | 12 | 20 | 8 | 7 | 1 | | | |
| 50-54 | 23 | 19 | 42 | 28 | 21 | 49 | -5 | -2 | -7 | 6 | 9 | -3 | | | |
| 55-59 | 21 | 18 | 39 | 17 | 15 | 32 | 4 | 3 | 7 | 7 | 3 | 4 | | | |
| 60-64 | 15 | 22 | 37 | 10 | 14 | 24 | 5 | 8 | 13 | 2 | 1 | 1 | | | |
| 65-69 | 15 | 18 | 33 | 12 | 7 | 19 | 3 | 11 | 14 | 2 | | 2 | | | |
| 70-74 | 5 | 6 | 11 | 2 | 3 | 5 | 3 | 3 | 6 | 3 | | 3 | | | |
| 75-79 | 3 | 4 | 7 | 1 | 1 | 2 | 2 | -3 | 5 | | 1 | -1 | | | |
| 80-84 | 3 | 2 | 5 | | | | 3 | 2 | 5 | 1 | | 1 | | | |
| 85- | | 2 | 2 | | | | | 2 | 2 | | | | | | |
| SUMMA | 1240 | 1181 | 2421 | 1276 | 1199 | 2475 | -36 | -18 | -54 | 311 | 375 | -64 | | | |

| ÅLDER VID ÅRETS SLUT | INFLYTTNING | | | UTFLYTTNING | | | NETTOINFLYTTNING | | | OMFLYTTNING AV UTLÄNNINGAR | | | FLYTTNINGAR INOM OMRÅDET | | |
|---------------------------|-------------|------|-------|-------------|------|-------|------------------|-----|-------|-------------------------------|-----|-------|-----------------------------|-----|-------|
| | M | KV | SUMMA | M | KV | SUMMA | M | KV | SUMMA | IN | UT | NETTO | M | KV | SUMMA |
| KOMMUN 01 39 UPPLANDS-BRO | | | | | | | | | | | | | | | |
| - 4 | 144 | 118 | 262 | 80 | 88 | 168 | 64 | 30 | 94 | 49 | 16 | 33 | 31 | 32 | 63 |
| 5- 9 | 78 | 81 | 159 | 68 | 59 | 127 | 10 | 22 | 32 | 20 | 14 | 6 | 26 | 23 | 49 |
| 10-14 | 47 | 64 | 111 | 41 | 36 | 77 | 6 | 28 | 34 | 20 | 6 | 14 | 16 | 21 | 37 |
| 15-19 | 52 | 87 | 139 | 23 | 67 | 90 | 29 | 20 | 49 | 35 | 17 | 18 | 16 | 13 | 29 |
| 20-24 | 124 | 140 | 264 | 97 | 98 | 195 | 27 | 42 | 69 | 37 | 19 | 18 | 17 | 31 | 48 |
| 25-29 | 198 | 173 | 371 | 143 | 144 | 287 | 55 | 29 | 84 | 59 | 24 | 35 | 40 | 41 | 81 |
| 30-34 | 139 | 106 | 245 | 107 | 60 | 167 | 32 | 46 | 78 | 32 | 19 | 13 | 34 | 16 | 50 |
| 35-39 | 80 | 54 | 134 | 52 | 28 | 80 | 28 | 26 | 54 | 24 | 12 | 12 | 21 | 16 | 37 |
| 40-44 | 37 | 21 | 58 | 23 | 19 | 42 | 14 | 2 | 16 | 10 | 5 | 5 | 7 | 10 | 17 |
| 45-49 | 22 | 22 | 44 | 26 | 14 | 40 | -4 | 8 | 4 | 5 | 6 | -1 | 8 | 5 | 13 |
| 50-54 | 20 | 26 | 46 | 20 | 23 | 43 | | 3 | 3 | 9 | 5 | 4 | 6 | 5 | 11 |
| 55-59 | 21 | 22 | 43 | 10 | 10 | 20 | 11 | 12 | 23 | 1 | 1 | | 7 | 5 | 12 |
| 60-64 | 13 | 18 | 31 | 7 | 8 | 15 | 6 | 10 | 16 | | 2 | -2 | 2 | 1 | 3 |
| 65-69 | 10 | 9 | 19 | 8 | 9 | 17 | 2 | | 2 | 2 | 1 | 1 | 1 | | 1 |
| 70-74 | 2 | 5 | 7 | 3 | 4 | 7 | -1 | 1 | | | | | 1 | | 1 |
| 75-79 | 3 | 3 | 6 | | 1 | 1 | 3 | 2 | 5 | | | | | 1 | 1 |
| 80-84 | 1 | 3 | 4 | | | | 1 | 3 | 4 | | | | 1 | | 1 |
| 85- | 2 | 1 | 3 | | | | 2 | 1 | 3 | | | | | 1 | 1 |
| SUMMA | 993 | 953 | 1946 | 708 | 668 | 1376 | 285 | 285 | 570 | 303 | 147 | 156 | 234 | 221 | 455 |
| KOMMUN 01 60 TXBY | | | | | | | | | | | | | | | |
| - 4 | 225 | 248 | 473 | 178 | 159 | 337 | 47 | 89 | 136 | 62 | 43 | 19 | | | |
| 5- 9 | 144 | 140 | 284 | 125 | 123 | 248 | 19 | 17 | 36 | 50 | 32 | 18 | | | |
| 10-14 | 86 | 93 | 179 | 72 | 73 | 145 | 14 | 20 | 34 | 35 | 16 | 19 | | | |
| 15-19 | 73 | 110 | 183 | 53 | 112 | 165 | 20 | -2 | 18 | 24 | 8 | 16 | | | |
| 20-24 | 210 | 280 | 490 | 233 | 329 | 562 | -23 | -49 | -72 | 56 | 52 | 4 | | | |
| 25-29 | 329 | 364 | 693 | 322 | 284 | 606 | 7 | 80 | 87 | 91 | 85 | 6 | | | |
| 30-34 | 319 | 258 | 577 | 237 | 221 | 458 | 82 | 37 | 119 | 75 | 66 | 9 | | | |
| 35-39 | 158 | 118 | 276 | 159 | 88 | 247 | -1 | 30 | 29 | 51 | 36 | 15 | | | |
| 40-44 | 85 | 63 | 148 | 79 | 60 | 139 | 6 | 3 | 9 | 19 | 16 | 3 | | | |
| 45-49 | 59 | 46 | 105 | 52 | 55 | 107 | 7 | -9 | -2 | 14 | 8 | 6 | | | |
| 50-54 | 59 | 46 | 105 | 62 | 40 | 102 | -3 | 6 | 3 | 6 | 3 | 3 | | | |
| 55-59 | 39 | 41 | 80 | 31 | 31 | 62 | 8 | 10 | 18 | 9 | 5 | 4 | | | |
| 60-64 | 27 | 43 | 70 | 20 | 27 | 47 | 7 | 16 | 23 | 3 | 1 | 2 | | | |
| 65-69 | 33 | 38 | 71 | 23 | 12 | 35 | 10 | 26 | 36 | 5 | 2 | 3 | | | |
| 70-74 | 22 | 33 | 55 | 9 | 15 | 24 | 13 | 18 | 31 | 2 | 1 | 1 | | | |
| 75-79 | 10 | 18 | 28 | 3 | 7 | 10 | 7 | 11 | 18 | 2 | | 2 | | | |
| 80-84 | 4 | 6 | 10 | 1 | 2 | 3 | 3 | 4 | 7 | | | | | | |
| 85- | 4 | 4 | 8 | 1 | 1 | 2 | 3 | 3 | 6 | | | | | | |
| SUMMA | 1886 | 1949 | 3835 | 1660 | 1639 | 3299 | 226 | 310 | 536 | 504 | 374 | 130 | | | |
| KOMMUN 01 62 DANDERYD | | | | | | | | | | | | | | | |
| - 4 | 88 | 83 | 171 | 93 | 87 | 180 | -5 | -4 | -9 | 30 | 37 | -7 | | | |
| 5- 9 | 71 | 62 | 133 | 47 | 47 | 94 | 24 | 15 | 39 | 29 | 10 | 19 | | | |
| 10-14 | 34 | 37 | 71 | 28 | 43 | 71 | 6 | -6 | | 15 | 16 | -1 | | | |
| 15-19 | 33 | 135 | 168 | 63 | 81 | 144 | -30 | 54 | 24 | 23 | 17 | 6 | | | |
| 20-24 | 125 | 245 | 370 | 184 | 284 | 468 | -59 | -39 | -98 | 37 | 27 | 10 | | | |
| 25-29 | 167 | 168 | 335 | 241 | 235 | 476 | -74 | -67 | -141 | 62 | 58 | 4 | | | |
| 30-34 | 154 | 136 | 290 | 140 | 120 | 260 | 14 | 16 | 30 | 40 | 26 | 14 | | | |
| 35-39 | 69 | 59 | 128 | 62 | 55 | 117 | 7 | 4 | 11 | 23 | 19 | 4 | | | |
| 40-44 | 38 | 41 | 79 | 38 | 45 | 83 | | -4 | -4 | 17 | 16 | 1 | | | |
| 45-49 | 33 | 33 | 66 | 45 | 25 | 70 | -12 | 8 | -4 | 11 | 16 | -5 | | | |
| 50-54 | 42 | 28 | 70 | 39 | 33 | 72 | 3 | -5 | -2 | 10 | 8 | 2 | | | |
| 55-59 | 22 | 21 | 43 | 33 | 34 | 67 | -11 | -13 | -24 | 6 | 4 | 2 | | | |
| 60-64 | 18 | 23 | 41 | 24 | 25 | 49 | -6 | -2 | -8 | 2 | 5 | -3 | | | |
| 65-69 | 8 | 5 | 13 | 15 | 26 | 41 | -7 | -21 | -28 | 2 | 6 | -4 | | | |
| 70-74 | 3 | 2 | 5 | 9 | 12 | 21 | -6 | -10 | -16 | | 1 | -1 | | | |
| 75-79 | 3 | 5 | 8 | 6 | 5 | 11 | -3 | | -3 | | 1 | -1 | | | |
| 80-84 | 1 | 3 | 4 | 4 | 5 | 9 | -3 | -2 | -5 | | | | | | |
| 85- | | 5 | 5 | 2 | 5 | 7 | -2 | | -2 | | 1 | -1 | | | |
| SUMMA | 909 | 1091 | 2000 | 1073 | 1167 | 2240 | -164 | -76 | -240 | 307 | 268 | 39 | | | |

Tabell 6 (forts) Flyttningar efter kön, ålder och medborgarskap för kommuner 1975

| ÅLDER VID ÅRETS SLUT | INFLYTTNING | | | UTFLYTTNING | | | NETTOINFLYTTNING | | | OMFLYTTNING AV UTLÄNNINGAR | | | FLYTTNINGAR INOM OMRÅDET | | |
|-------------------------|-------------|-------|-------|-------------|-------|-------|------------------|-------|-------|-------------------------------|------|-------|-----------------------------|-------|-------|
| | M | KV | SUMMA | M | KV | SUMMA | M | KV | SUMMA | IN | UT | NETTO | M | KV | SUMMA |
| KOMMUN 01 63 SOLLENTUNA | | | | | | | | | | | | | | | |
| - 4 | 207 | 217 | 424 | 194 | 185 | 379 | 13 | 32 | 45 | 79 | 52 | 27 | | | |
| 5- 9 | 151 | 148 | 299 | 161 | 129 | 290 | -10 | 19 | 9 | 60 | 28 | 32 | | | |
| 10-14 | 79 | 83 | 162 | 93 | 105 | 198 | -14 | -22 | -36 | 35 | 17 | 18 | | | |
| 15-19 | 83 | 154 | 237 | 79 | 127 | 206 | 4 | 27 | 31 | 54 | 23 | 31 | | | |
| 20-24 | 372 | 405 | 777 | 319 | 332 | 651 | 53 | 73 | 126 | 100 | 64 | 36 | | | |
| 25-29 | 426 | 392 | 818 | 327 | 286 | 613 | 99 | 106 | 205 | 121 | 77 | 44 | | | |
| 30-34 | 287 | 238 | 525 | 247 | 216 | 463 | 40 | 22 | 62 | 75 | 60 | 15 | | | |
| 35-39 | 159 | 114 | 273 | 156 | 102 | 258 | 3 | 12 | 15 | 42 | 23 | 19 | | | |
| 40-44 | 82 | 69 | 151 | 91 | 64 | 155 | -9 | 5 | -4 | 29 | 17 | 12 | | | |
| 45-49 | 59 | 50 | 109 | 60 | 50 | 110 | -1 | | -1 | 16 | 10 | 6 | | | |
| 50-54 | 52 | 43 | 95 | 42 | 44 | 86 | 10 | -1 | 9 | 6 | 7 | -1 | | | |
| 55-59 | 31 | 41 | 72 | 36 | 23 | 59 | -5 | 18 | 13 | 6 | 2 | 4 | | | |
| 60-64 | 28 | 31 | 59 | 21 | 24 | 45 | 7 | 7 | 14 | 4 | 2 | 2 | | | |
| 65-69 | 22 | 29 | 51 | 25 | 16 | 41 | -3 | 13 | 10 | 4 | | 4 | | | |
| 70-74 | 14 | 15 | 29 | 10 | 12 | 22 | 4 | 3 | 7 | 2 | 1 | 1 | | | |
| 75-79 | 7 | 9 | 16 | 4 | 7 | 11 | 3 | 2 | 5 | | | | | | |
| 80-84 | 3 | 3 | 6 | 2 | 5 | 7 | 1 | -2 | -1 | 1 | | 1 | | | |
| 85- | 1 | 2 | 3 | | 2 | 2 | 1 | | 1 | | | | | | |
| SUMMA | 2063 | 2043 | 4106 | 1867 | 1729 | 3596 | 196 | 314 | 510 | 634 | 383 | 251 | | | |
| KOMMUN 01 80 STOCKHOLM | | | | | | | | | | | | | | | |
| - 4 | 1288 | 1216 | 2504 | 1771 | 1579 | 3350 | -483 | -363 | -846 | 662 | 519 | 143 | 1143 | 1079 | 2222 |
| 5- 9 | 891 | 829 | 1720 | 1012 | 1024 | 2036 | -121 | -195 | -316 | 460 | 373 | 87 | 589 | 600 | 1189 |
| 10-14 | 587 | 585 | 1172 | 710 | 726 | 1436 | -123 | -141 | -264 | 298 | 184 | 114 | 508 | 542 | 1050 |
| 15-19 | 972 | 1935 | 2907 | 858 | 1470 | 2328 | 114 | 465 | 579 | 584 | 289 | 295 | 837 | 1543 | 2380 |
| 20-24 | 4077 | 5106 | 9183 | 2833 | 3687 | 6520 | 1244 | 1419 | 2663 | 1562 | 840 | 722 | 4199 | 5036 | 9175 |
| 25-29 | 4228 | 3428 | 7656 | 4154 | 3537 | 7691 | 74 | -109 | -35 | 1784 | 1351 | 433 | 4506 | 3698 | 8204 |
| 30-34 | 2623 | 1691 | 4314 | 3025 | 2044 | 5069 | -402 | -353 | -755 | 957 | 822 | 135 | 2771 | 1908 | 4679 |
| 35-39 | 1230 | 788 | 2018 | 1488 | 990 | 2478 | -258 | -202 | -460 | 546 | 488 | 59 | 1384 | 780 | 2164 |
| 40-44 | 794 | 500 | 1294 | 932 | 633 | 1565 | -138 | -133 | -271 | 334 | 294 | 40 | 1042 | 637 | 1679 |
| 45-49 | 655 | 484 | 1139 | 817 | 658 | 1475 | -162 | -174 | -336 | 202 | 197 | 5 | 949 | 701 | 1650 |
| 50-54 | 549 | 447 | 996 | 786 | 708 | 1494 | -237 | -261 | -498 | 142 | 123 | 19 | 948 | 845 | 1793 |
| 55-59 | 337 | 329 | 666 | 669 | 645 | 1314 | -332 | -316 | -648 | 52 | 73 | -21 | 811 | 753 | 1564 |
| 60-64 | 239 | 235 | 474 | 522 | 630 | 1152 | -283 | -395 | -678 | 43 | 49 | -6 | 673 | 728 | 1401 |
| 65-69 | 167 | 209 | 376 | 506 | 489 | 995 | -339 | -280 | -619 | 35 | 30 | 5 | 568 | 761 | 1329 |
| 70-74 | 89 | 123 | 212 | 185 | 282 | 467 | -96 | -159 | -255 | 14 | 17 | -3 | 388 | 653 | 1041 |
| 75-79 | 49 | 72 | 121 | 92 | 181 | 273 | -43 | -109 | -152 | 15 | 12 | 3 | 244 | 464 | 708 |
| 80-84 | 28 | 39 | 67 | 37 | 100 | 137 | -9 | -61 | -70 | 6 | 1 | 5 | 128 | 361 | 489 |
| 85- | 8 | 29 | 37 | 23 | 49 | 72 | -15 | -20 | -35 | 3 | 3 | | 97 | 295 | 392 |
| SUMMA | 18811 | 18045 | 36856 | 20420 | 19432 | 39852 | -1609 | -1387 | -2996 | 7699 | 5665 | 2034 | 21725 | 21384 | 43109 |
| KOMMUN 01 81 SÖDERTÄLJE | | | | | | | | | | | | | | | |
| - 4 | 284 | 253 | 537 | 324 | 332 | 656 | -40 | -79 | -119 | 251 | 119 | 132 | 281 | 254 | 535 |
| 5- 9 | 193 | 189 | 382 | 271 | 279 | 550 | -78 | -90 | -168 | 181 | 121 | 60 | 188 | 198 | 386 |
| 10-14 | 134 | 130 | 264 | 172 | 164 | 336 | -38 | -34 | -72 | 121 | 82 | 39 | 133 | 143 | 276 |
| 15-19 | 182 | 237 | 419 | 164 | 193 | 357 | 18 | 44 | 62 | 179 | 86 | 93 | 203 | 330 | 533 |
| 20-24 | 515 | 480 | 995 | 397 | 481 | 878 | 118 | -1 | 117 | 359 | 210 | 149 | 548 | 496 | 1044 |
| 25-29 | 458 | 388 | 846 | 497 | 449 | 946 | -39 | -61 | -100 | 338 | 202 | 136 | 532 | 370 | 902 |
| 30-34 | 280 | 205 | 485 | 422 | 323 | 745 | -142 | -118 | -260 | 165 | 158 | 7 | 356 | 212 | 568 |
| 35-39 | 128 | 85 | 213 | 235 | 147 | 382 | -107 | -62 | -169 | 81 | 85 | -4 | 207 | 118 | 325 |
| 40-44 | 104 | 67 | 171 | 109 | 93 | 202 | -5 | -26 | -31 | 54 | 46 | 8 | 114 | 87 | 201 |
| 45-49 | 74 | 65 | 139 | 84 | 59 | 143 | -10 | 6 | -4 | 39 | 27 | 12 | 93 | 76 | 169 |
| 50-54 | 62 | 51 | 113 | 82 | 65 | 147 | -20 | -14 | -34 | 30 | 21 | 9 | 85 | 80 | 165 |
| 55-59 | 37 | 43 | 80 | 53 | 52 | 105 | -16 | -9 | -25 | 15 | 14 | 1 | 79 | 46 | 125 |
| 60-64 | 31 | 50 | 81 | 46 | 46 | 92 | -15 | 4 | -11 | 17 | 8 | 9 | 27 | 43 | 70 |
| 65-69 | 38 | 33 | 71 | 35 | 20 | 55 | 3 | 13 | 16 | 7 | 2 | 5 | 42 | 29 | 71 |
| 70-74 | 11 | 21 | 32 | 13 | 11 | 24 | -2 | 10 | 8 | 4 | 2 | 2 | 22 | 18 | 40 |
| 75-79 | 7 | 9 | 16 | 3 | 5 | 8 | 4 | 4 | 8 | 1 | 1 | | 14 | 15 | 29 |
| 80-84 | 3 | 8 | 11 | 3 | 3 | 6 | 3 | 5 | 8 | 1 | | 1 | 5 | 8 | 13 |
| 85- | 1 | | 1 | 2 | 3 | 5 | -1 | -3 | -4 | | | | 5 | 10 | 15 |
| SUMMA | 2542 | 2314 | 4856 | 2909 | 2725 | 5634 | -367 | -411 | -778 | 1843 | 1184 | 659 | 2934 | 2533 | 5467 |

| ÅLDER VID ÅRETS SLUT | INFLYTTNING | | | UTFLYTTNING | | | NETTOINFLYTTNING | | | OMFLYTTNING AV UTLÄNNINGAR | | | FLYTTNINGAR INOM OMRÅDET | | |
|-------------------------|-------------|------|-------|-------------|------|-------|------------------|------|-------|-------------------------------|-----|-------|-----------------------------|-----|-------|
| | M | KV | SUMMA | M | KV | SUMMA | M | KV | SUMMA | IN | UT | NETTO | M | KV | SUMMA |
| KOMMUN 01 82 NACKA | | | | | | | | | | | | | | | |
| - 4 | 254 | 231 | 485 | 273 | 237 | 510 | -19 | -6 | -25 | 124 | 110 | 14 | 64 | 72 | 136 |
| 5- 9 | 154 | 163 | 317 | 149 | 152 | 301 | 5 | 11 | 16 | 103 | 65 | 38 | 41 | 33 | 74 |
| 10-14 | 132 | 96 | 228 | 96 | 92 | 188 | 36 | 4 | 40 | 56 | 28 | 28 | 22 | 25 | 47 |
| 15-19 | 138 | 275 | 413 | 178 | 159 | 267 | 30 | 116 | 146 | 83 | 39 | 44 | 32 | 49 | 81 |
| 20-24 | 438 | 555 | 993 | 360 | 493 | 853 | 78 | 62 | 140 | 237 | 142 | 95 | 77 | 104 | 181 |
| 25-29 | 517 | 474 | 991 | 524 | 491 | 1015 | -7 | -17 | -24 | 262 | 240 | 22 | 104 | 94 | 198 |
| 30-34 | 396 | 292 | 688 | 421 | 295 | 716 | -25 | -3 | -28 | 164 | 134 | 30 | 94 | 71 | 165 |
| 35-39 | 216 | 134 | 350 | 187 | 120 | 307 | 29 | 14 | 43 | 100 | 67 | 33 | 43 | 22 | 65 |
| 40-44 | 108 | 87 | 195 | 101 | 58 | 159 | 7 | 29 | 36 | 50 | 28 | 22 | 24 | 24 | 48 |
| 45-49 | 102 | 79 | 181 | 93 | 59 | 152 | 9 | 20 | 29 | 43 | 27 | 16 | 17 | 20 | 37 |
| 50-54 | 73 | 86 | 159 | 68 | 49 | 117 | 5 | 37 | 42 | 17 | 12 | 5 | 26 | 13 | 39 |
| 55-59 | 65 | 67 | 132 | 35 | 40 | 75 | 30 | 27 | 57 | 15 | 10 | 5 | 12 | 13 | 25 |
| 60-64 | 41 | 54 | 95 | 28 | 32 | 60 | 13 | 22 | 35 | 8 | 5 | 3 | 6 | 11 | 17 |
| 65-69 | 39 | 47 | 86 | 26 | 31 | 57 | 13 | 16 | 29 | 2 | 6 | -4 | 9 | 10 | 19 |
| 70-74 | 18 | 37 | 55 | 13 | 15 | 28 | 5 | 22 | 27 | 4 | 2 | 2 | 2 | 8 | 10 |
| 75-79 | 10 | 33 | 43 | 6 | 6 | 12 | 4 | 27 | 31 | | 1 | -1 | 5 | 6 | 11 |
| 80-84 | 8 | 32 | 40 | 1 | 4 | 5 | 7 | 28 | 35 | 1 | | 1 | 3 | 2 | 5 |
| 85- | 4 | 17 | 21 | 1 | 3 | 4 | 3 | 14 | 17 | 1 | 1 | | 3 | 3 | 6 |
| SUMMA | 2713 | 2759 | 5472 | 2490 | 2336 | 4826 | 223 | 423 | 646 | 1270 | 917 | 353 | 584 | 580 | 1164 |
| KOMMUN 01 83 SUNDBYBERG | | | | | | | | | | | | | | | |
| - 4 | 57 | 64 | 121 | 114 | 144 | 258 | -57 | -80 | -137 | 36 | 31 | 5 | | | |
| 5- 9 | 36 | 34 | 70 | 78 | 58 | 136 | -42 | -24 | -66 | 15 | 25 | -10 | | | |
| 10-14 | 25 | 26 | 51 | 29 | 39 | 68 | -4 | -13 | -17 | 9 | 2 | 7 | | | |
| 15-19 | 72 | 141 | 213 | 54 | 132 | 186 | 18 | 9 | 27 | 50 | 28 | 22 | | | |
| 20-24 | 344 | 367 | 711 | 315 | 416 | 731 | 29 | -49 | -20 | 140 | 100 | 40 | | | |
| 25-29 | 314 | 230 | 544 | 422 | 315 | 737 | -108 | -85 | -193 | 123 | 146 | -23 | | | |
| 30-34 | 160 | 70 | 230 | 281 | 175 | 456 | -121 | -105 | -226 | 51 | 74 | -23 | | | |
| 35-39 | 81 | 49 | 130 | 130 | 72 | 202 | -49 | -23 | -72 | 28 | 49 | -21 | | | |
| 40-44 | 58 | 31 | 89 | 68 | 50 | 118 | -10 | -19 | -29 | 26 | 28 | -2 | | | |
| 45-49 | 48 | 29 | 77 | 71 | 48 | 119 | -23 | -19 | -42 | 16 | 17 | -1 | | | |
| 50-54 | 46 | 29 | 75 | 54 | 59 | 113 | -8 | -30 | -38 | 10 | 13 | -3 | | | |
| 55-59 | 18 | 16 | 34 | 45 | 42 | 87 | -27 | -26 | -53 | 2 | 3 | -1 | | | |
| 60-64 | 18 | 16 | 34 | 27 | 29 | 56 | -9 | -13 | -22 | 3 | 1 | 2 | | | |
| 65-69 | 8 | 10 | 18 | 25 | 28 | 53 | -17 | -18 | -35 | | | | | | |
| 70-74 | 8 | 5 | 13 | 6 | 6 | 12 | 2 | -1 | 1 | | | | | | |
| 75-79 | 2 | 2 | 4 | 2 | 5 | 7 | | -3 | -3 | | 1 | -1 | | | |
| 80-84 | 3 | 2 | 5 | 2 | 2 | 4 | 1 | | 1 | | | | | | |
| 85- | | 3 | 3 | | 1 | 1 | | 2 | 2 | | | | | | |
| SUMMA | 1298 | 1124 | 2422 | 1723 | 1621 | 3344 | -425 | -497 | -922 | 509 | 518 | -9 | | | |
| KOMMUN 01 84 SOLNA | | | | | | | | | | | | | | | |
| - 4 | 149 | 136 | 285 | 292 | 291 | 583 | -143 | -155 | -298 | 103 | 118 | -15 | 25 | 13 | 38 |
| 5- 9 | 94 | 104 | 198 | 162 | 168 | 330 | -68 | -64 | -132 | 82 | 62 | 20 | 13 | 8 | 21 |
| 10-14 | 67 | 74 | 141 | 109 | 105 | 214 | -42 | -31 | -73 | 46 | 30 | 16 | 12 | 13 | 25 |
| 15-19 | 108 | 193 | 301 | 124 | 193 | 317 | -16 | | -16 | 70 | 30 | 40 | 20 | 27 | 47 |
| 20-24 | 531 | 696 | 1227 | 563 | 656 | 1219 | -32 | 40 | 8 | 221 | 147 | 74 | 67 | 95 | 162 |
| 25-29 | 690 | 492 | 1182 | 725 | 660 | 1385 | -35 | -168 | -203 | 308 | 248 | 60 | 69 | 66 | 135 |
| 30-34 | 397 | 265 | 662 | 530 | 377 | 907 | -133 | -112 | -245 | 171 | 150 | 21 | 52 | 19 | 71 |
| 35-39 | 191 | 115 | 306 | 246 | 182 | 428 | -55 | -67 | -122 | 87 | 77 | 10 | 15 | 11 | 26 |
| 40-44 | 110 | 75 | 185 | 145 | 93 | 238 | -35 | -18 | -53 | 45 | 43 | 2 | 28 | 16 | 44 |
| 45-49 | 81 | 82 | 163 | 104 | 98 | 202 | -23 | -16 | -39 | 28 | 24 | 4 | 20 | 15 | 35 |
| 50-54 | 81 | 72 | 153 | 99 | 101 | 200 | -18 | -29 | -47 | 17 | 16 | 1 | 11 | 11 | 22 |
| 55-59 | 58 | 58 | 116 | 96 | 71 | 167 | -38 | -13 | -51 | 14 | 7 | 7 | 19 | 11 | 30 |
| 60-64 | 35 | 40 | 75 | 64 | 58 | 122 | -29 | -18 | -47 | 8 | 6 | 2 | 9 | 18 | 27 |
| 65-69 | 30 | 34 | 64 | 38 | 36 | 74 | -8 | -2 | -10 | 4 | 5 | -1 | 9 | 9 | 18 |
| 70-74 | 19 | 11 | 30 | 12 | 17 | 29 | 7 | -6 | 1 | 2 | 1 | 1 | 4 | 9 | 13 |
| 75-79 | 6 | 13 | 19 | 6 | 11 | 17 | | 2 | 2 | 3 | | 3 | 9 | 7 | 16 |
| 80-84 | 1 | 7 | 8 | 5 | 3 | 8 | -4 | 4 | | | | | 8 | 14 | 22 |
| 85- | 5 | 2 | 7 | 1 | 2 | 3 | 4 | | 4 | | | | 5 | 4 | 9 |
| SUMMA | 2653 | 2469 | 5122 | 3321 | 3122 | 6443 | -668 | -653 | -1321 | 1209 | 964 | 245 | 395 | 366 | 761 |

Tabell 6 (forts) Flyttningar efter kön, ålder och medborgarskap för kommuner 1975

| ÅLDER VID ÅRETS SLUT | INFLYTTNING | | | UTFLYTTNING | | | NETTOINFLYTTNING | | | OMFLYTTNING AV UTLÄNNINGAR | | | FLYTTNINGAR INOM OMRÅDET | | |
|-------------------------|-------------|------|-------|-------------|------|-------|------------------|-----|-------|-------------------------------|-----|-------|-----------------------------|-----|-------|
| | M | KV | SUMMA | M | KV | SUMMA | M | KV | SUMMA | IN | UT | NETTO | M | KV | SUMMA |
| KOMMUN 01 86 | LIDINGÖ | | | | | | | | | | | | | | |
| - 4 | 134 | 144 | 278 | 105 | 104 | 209 | 29 | 40 | 69 | 70 | 28 | 42 | | | |
| 5- 9 | 94 | 78 | 172 | 82 | 46 | 128 | 12 | 32 | 44 | 39 | 18 | 21 | | | |
| 10-14 | 59 | 69 | 128 | 40 | 41 | 81 | 19 | 28 | 47 | 20 | 7 | 13 | | | |
| 15-19 | 37 | 129 | 166 | 52 | 108 | 160 | -15 | 21 | 6 | 33 | 14 | 19 | | | |
| 20-24 | 184 | 291 | 475 | 187 | 272 | 459 | -3 | 19 | 16 | 87 | 53 | 34 | | | |
| 25-29 | 315 | 309 | 624 | 268 | 221 | 489 | 47 | 88 | 135 | 95 | 73 | 22 | | | |
| 30-34 | 229 | 191 | 420 | 188 | 153 | 341 | 41 | 38 | 79 | 71 | 44 | 27 | | | |
| 35-39 | 108 | 88 | 196 | 99 | 50 | 149 | 9 | 38 | 47 | 35 | 34 | 1 | | | |
| 40-44 | 55 | 44 | 99 | 47 | 38 | 85 | 8 | 6 | 14 | 23 | 16 | 7 | | | |
| 45-49 | 69 | 43 | 112 | 54 | 42 | 96 | 15 | 1 | 16 | 20 | 15 | 5 | | | |
| 50-54 | 41 | 43 | 84 | 30 | 34 | 64 | 11 | 9 | 20 | 6 | 6 | | | | |
| 55-59 | 34 | 38 | 72 | 34 | 43 | 77 | | -5 | -5 | 3 | 6 | -3 | | | |
| 60-64 | 23 | 26 | 49 | 19 | 21 | 40 | 4 | 5 | 9 | 1 | 3 | -2 | | | |
| 65-69 | 22 | 28 | 50 | 23 | 19 | 42 | -1 | 9 | 8 | 4 | 3 | 1 | | | |
| 70-74 | 9 | 16 | 25 | 6 | 4 | 10 | 3 | 12 | 15 | 3 | 1 | 2 | | | |
| 75-79 | 3 | 8 | 11 | 3 | | 3 | | 8 | 8 | | | | | | |
| 80-84 | 5 | 6 | 11 | 2 | 2 | 4 | 3 | 4 | 7 | | | | | | |
| 85- | 1 | 3 | 4 | 1 | 1 | 2 | | 2 | 2 | 1 | | 1 | | | |
| SUMMA | 1422 | 1554 | 2976 | 1240 | 1199 | 2439 | 182 | 355 | 537 | 511 | 321 | 190 | | | |
| KOMMUN 01 87 | VAXHOLM | | | | | | | | | | | | | | |
| - 4 | 231 | 219 | 450 | 95 | 107 | 202 | 136 | 112 | 248 | 53 | 18 | 35 | 13 | 15 | 28 |
| 5- 9 | 158 | 143 | 301 | 98 | 84 | 182 | 60 | 59 | 119 | 35 | 19 | 16 | 12 | 5 | 17 |
| 10-14 | 91 | 102 | 193 | 57 | 64 | 121 | 34 | 38 | 72 | 17 | 9 | 8 | 10 | 6 | 16 |
| 15-19 | 64 | 68 | 132 | 58 | 103 | 161 | 6 | -35 | -29 | 25 | 22 | 3 | 10 | 8 | 18 |
| 20-24 | 122 | 166 | 288 | 103 | 128 | 231 | 19 | 38 | 57 | 33 | 22 | 11 | 9 | 15 | 24 |
| 25-29 | 280 | 287 | 567 | 117 | 139 | 256 | 163 | 148 | 311 | 49 | 30 | 19 | 19 | 13 | 32 |
| 30-34 | 243 | 213 | 456 | 131 | 119 | 250 | 112 | 94 | 206 | 42 | 23 | 19 | 14 | 16 | 30 |
| 35-39 | 123 | 75 | 198 | 74 | 50 | 124 | 49 | 25 | 74 | 21 | 9 | 12 | 8 | 6 | 14 |
| 40-44 | 61 | 36 | 97 | 51 | 36 | 87 | 10 | | 10 | 10 | 6 | 4 | 4 | 2 | 6 |
| 45-49 | 49 | 39 | 88 | 37 | 30 | 67 | 12 | 9 | 21 | 13 | 8 | 5 | 3 | 2 | 5 |
| 50-54 | 35 | 35 | 70 | 24 | 21 | 45 | 11 | 14 | 25 | 2 | 3 | -1 | 3 | 4 | 7 |
| 55-59 | 29 | 24 | 53 | 19 | 15 | 34 | 10 | 9 | 19 | 2 | 1 | 1 | 3 | 3 | 6 |
| 60-64 | 27 | 18 | 45 | 10 | 15 | 25 | 17 | 3 | 20 | 1 | 1 | 1 | 1 | | 1 |
| 65-69 | 12 | 19 | 31 | 10 | 10 | 20 | 2 | 9 | 11 | | 1 | -1 | 1 | 2 | 3 |
| 70-74 | 5 | 7 | 12 | 3 | | 3 | 2 | 7 | 9 | | | | 1 | 2 | 3 |
| 75-79 | 6 | 4 | 10 | 1 | 2 | 3 | 5 | 2 | 7 | 1 | 1 | | 2 | | 2 |
| 80-84 | 4 | 3 | 7 | 2 | 1 | 3 | | 2 | 4 | | | | | | |
| 85- | 1 | 2 | 3 | | | | 1 | 2 | 3 | | | | | | |
| SUMMA | 1541 | 1460 | 3001 | 890 | 924 | 1814 | 651 | 536 | 1187 | 304 | 173 | 131 | 113 | 99 | 212 |
| KOMMUN 01 88 | NORRTÄLJE | | | | | | | | | | | | | | |
| - 4 | 91 | 98 | 189 | 61 | 64 | 125 | 30 | 34 | 64 | 23 | 19 | 4 | 48 | 49 | 97 |
| 5- 9 | 81 | 75 | 156 | 57 | 56 | 113 | 24 | 19 | 43 | 24 | 27 | -3 | 35 | 31 | 66 |
| 10-14 | 39 | 48 | 87 | 31 | 39 | 70 | 8 | 9 | 17 | 19 | 14 | 5 | 20 | 33 | 53 |
| 15-19 | 47 | 70 | 117 | 57 | 111 | 168 | -10 | -41 | -51 | 27 | 19 | 8 | 37 | 33 | 70 |
| 20-24 | 124 | 140 | 264 | 144 | 150 | 294 | -20 | -10 | -30 | 60 | 47 | 13 | 61 | 93 | 154 |
| 25-29 | 148 | 134 | 282 | 122 | 106 | 228 | 26 | 28 | 54 | 53 | 48 | 5 | 93 | 71 | 164 |
| 30-34 | 114 | 81 | 195 | 89 | 65 | 154 | 25 | 16 | 41 | 25 | 30 | -5 | 61 | 37 | 98 |
| 35-39 | 56 | 48 | 104 | 53 | 43 | 96 | 3 | 5 | 8 | 22 | 22 | | 30 | 17 | 47 |
| 40-44 | 55 | 30 | 85 | 36 | 27 | 63 | 19 | 3 | 22 | 15 | 12 | 3 | 15 | 19 | 34 |
| 45-49 | 31 | 21 | 52 | 23 | 16 | 39 | 8 | 5 | 13 | 4 | 5 | -1 | 12 | 13 | 25 |
| 50-54 | 27 | 28 | 55 | 20 | 16 | 36 | 7 | 12 | 19 | 3 | 5 | -2 | 15 | 16 | 31 |
| 55-59 | 32 | 27 | 59 | 15 | 15 | 30 | 17 | 12 | 29 | 2 | 1 | 1 | 9 | 13 | 22 |
| 60-64 | 23 | 33 | 56 | 10 | 12 | 22 | 13 | 21 | 34 | 2 | 1 | 1 | 15 | 13 | 28 |
| 65-69 | 32 | 15 | 47 | 16 | 11 | 27 | 16 | 4 | 20 | 1 | | 1 | 12 | 11 | 23 |
| 70-74 | 9 | 8 | 17 | 8 | 11 | 19 | 1 | -3 | -2 | 1 | 1 | | 13 | 6 | 19 |
| 75-79 | 3 | 9 | 12 | 2 | 5 | 7 | 1 | 4 | 5 | | 1 | -1 | 4 | 3 | 7 |
| 80-84 | | 3 | 3 | 1 | 4 | 5 | -1 | -1 | -2 | | | | 8 | 10 | 18 |
| 85- | | 3 | 3 | 2 | 2 | 4 | -2 | 1 | -1 | | | | 3 | 8 | 11 |
| SUMMA | 912 | 871 | 1783 | 747 | 753 | 1500 | 165 | 118 | 283 | 281 | 252 | 29 | 491 | 476 | 967 |

| ÅLDER VID ÅRETS SLUT | INFLYTTNING | | | UTFLYTTNING | | | NETTOINFLYTTNING | | | OMFLYTTNING AV UTLÄNNINGAR | | | FLYTTNINGAR INOM OMRADET | | |
|-------------------------|-------------|-----|-------|-------------|------|-------|------------------|------|-------|-------------------------------|-----|-------|-----------------------------|-----|-------|
| | M | KV | SUMMA | M | KV | SUMMA | M | KV | SUMMA | IN | UT | NETTO | M | KV | SUMMA |
| KOMMUN 01 91 SIGTUNA | | | | | | | | | | | | | | | |
| - 4 | 93 | 88 | 181 | 136 | 140 | 276 | -43 | -52 | -95 | 41 | 27 | 14 | 15 | 19 | 34 |
| 5- 9 | 74 | 54 | 128 | 134 | 113 | 247 | -60 | -59 | -119 | 47 | 37 | 10 | 16 | 14 | 30 |
| 10-14 | 46 | 44 | 90 | 66 | 57 | 123 | -20 | -13 | -33 | 24 | 24 | | 11 | 14 | 25 |
| 15-19 | 59 | 107 | 166 | 61 | 88 | 149 | -2 | 19 | 17 | 32 | 23 | 9 | 19 | 26 | 45 |
| 20-24 | 146 | 185 | 331 | 146 | 216 | 362 | | -31 | -31 | 61 | 56 | 5 | 44 | 34 | 78 |
| 25-29 | 168 | 131 | 299 | 232 | 212 | 444 | -64 | -81 | -145 | 58 | 43 | 15 | 20 | 20 | 40 |
| 30-34 | 96 | 81 | 177 | 178 | 136 | 314 | -82 | -55 | -137 | 31 | 41 | -10 | 20 | 20 | 40 |
| 35-39 | 72 | 40 | 112 | 107 | 57 | 164 | -35 | -17 | -52 | 26 | 21 | 5 | 15 | 10 | 25 |
| 40-44 | 41 | 29 | 70 | 52 | 31 | 83 | -11 | -2 | -13 | 12 | 10 | 2 | 10 | 8 | 18 |
| 45-49 | 20 | 21 | 41 | 30 | 33 | 63 | -10 | -12 | -22 | 7 | 8 | -1 | 6 | 3 | 9 |
| 50-54 | 25 | 26 | 51 | 26 | 19 | 45 | -1 | 7 | 6 | 7 | 3 | 4 | 9 | 6 | 15 |
| 55-59 | 22 | 19 | 41 | 19 | 16 | 35 | 3 | 3 | 6 | 6 | 8 | -2 | 4 | 4 | 8 |
| 60-64 | 14 | 16 | 30 | 16 | 15 | 31 | -2 | 1 | -1 | 2 | | 2 | 1 | 1 | 2 |
| 65-69 | 15 | 22 | 37 | 14 | 11 | 25 | 1 | 11 | 12 | 3 | | 3 | 3 | 1 | 4 |
| 70-74 | 9 | 5 | 14 | 3 | 10 | 13 | 6 | -5 | 1 | | 4 | -4 | 2 | 3 | 5 |
| 75-79 | 3 | 8 | 11 | 2 | 2 | 4 | 1 | 6 | 7 | 1 | 1 | | 2 | 2 | 4 |
| 80-84 | 2 | 2 | 4 | 1 | 1 | 2 | 1 | 1 | 2 | 1 | | 1 | | 3 | 3 |
| 85- | | | | | 1 | 1 | | -1 | -1 | | | | | 1 | 1 |
| SUMMA | 905 | 878 | 1783 | 1223 | 1158 | 2381 | -318 | -280 | -598 | 359 | 306 | 53 | 197 | 189 | 386 |
| KOMMUN 01 92 NYNÅSHAMN | | | | | | | | | | | | | | | |
| - 4 | 72 | 60 | 132 | 51 | 60 | 111 | 21 | | 21 | 14 | 7 | 7 | 16 | 17 | 33 |
| 5- 9 | 63 | 47 | 110 | 51 | 40 | 91 | 12 | 7 | 19 | 12 | 8 | 4 | 14 | 15 | 29 |
| 10-14 | 36 | 23 | 59 | 20 | 25 | 45 | 16 | -2 | 14 | 5 | 3 | 2 | 13 | 15 | 28 |
| 15-19 | 49 | 33 | 82 | 38 | 56 | 94 | 11 | -23 | -12 | 10 | 6 | 4 | 5 | 24 | 29 |
| 20-24 | 67 | 65 | 132 | 63 | 71 | 134 | 4 | -6 | -2 | 5 | 9 | -4 | 31 | 30 | 61 |
| 25-29 | 88 | 96 | 184 | 71 | 76 | 147 | 17 | 20 | 37 | 10 | 8 | 2 | 27 | 21 | 48 |
| 30-34 | 85 | 63 | 148 | 70 | 61 | 131 | 15 | 2 | 17 | 13 | 6 | 7 | 22 | 19 | 41 |
| 35-39 | 39 | 24 | 63 | 51 | 21 | 72 | -12 | 3 | -9 | 5 | 5 | | 9 | 2 | 11 |
| 40-44 | 13 | 14 | 27 | 15 | 18 | 33 | -2 | -4 | -6 | 4 | | 4 | 4 | 5 | 9 |
| 45-49 | 15 | 13 | 28 | 17 | 8 | 25 | -2 | 5 | 3 | 3 | 3 | | 4 | 2 | 6 |
| 50-54 | 13 | 10 | 23 | 20 | 13 | 33 | -7 | -3 | -10 | 2 | 1 | 1 | 2 | 3 | 5 |
| 55-59 | 3 | 7 | 10 | 10 | 9 | 19 | -7 | -2 | -9 | | 1 | -1 | 8 | 5 | 13 |
| 60-64 | 12 | 14 | 26 | 7 | 8 | 15 | 5 | 6 | 11 | 1 | | 1 | 9 | 8 | 17 |
| 65-69 | 14 | 12 | 26 | 9 | 10 | 19 | 5 | 2 | 7 | | 2 | -2 | 7 | 3 | 10 |
| 70-74 | 1 | 5 | 6 | 6 | 7 | 13 | -5 | -2 | -7 | | | | 1 | 1 | 2 |
| 75-79 | 3 | 3 | 6 | | 1 | 1 | 3 | 2 | 5 | | 1 | -1 | 1 | 1 | 2 |
| 80-84 | | | | 1 | 3 | 4 | -1 | -3 | -4 | | 1 | -1 | 1 | | 1 |
| 85- | 1 | | 1 | 1 | | 1 | | | | | | | | | |
| SUMMA | 574 | 489 | 1063 | 501 | 487 | 988 | 73 | 2 | 75 | 84 | 61 | 23 | 174 | 171 | 345 |
| KOMMUN 03 05 HÄRBO | | | | | | | | | | | | | | | |
| - 4 | 106 | 98 | 204 | 43 | 51 | 94 | 63 | 47 | 110 | 27 | 10 | 17 | 26 | 32 | 58 |
| 5- 9 | 84 | 71 | 155 | 53 | 46 | 99 | 31 | 25 | 56 | 16 | 8 | 8 | 30 | 30 | 60 |
| 10-14 | 45 | 51 | 96 | 27 | 22 | 49 | 18 | 29 | 47 | 13 | 7 | 6 | 18 | 14 | 32 |
| 15-19 | 25 | 30 | 55 | 23 | 32 | 55 | 2 | -2 | | 7 | 12 | -5 | 12 | 12 | 24 |
| 20-24 | 48 | 58 | 106 | 30 | 56 | 86 | 18 | 2 | 20 | 9 | 9 | | 17 | 18 | 35 |
| 25-29 | 122 | 117 | 239 | 65 | 65 | 130 | 57 | 52 | 109 | 19 | 10 | 9 | 29 | 31 | 60 |
| 30-34 | 92 | 87 | 179 | 49 | 43 | 92 | 43 | 44 | 87 | 20 | 7 | 13 | 41 | 33 | 74 |
| 35-39 | 57 | 40 | 97 | 31 | 26 | 57 | 26 | 14 | 40 | 12 | 7 | 5 | 19 | 16 | 35 |
| 40-44 | 28 | 17 | 45 | 12 | 8 | 20 | 16 | 9 | 25 | 4 | 1 | 3 | 10 | 3 | 13 |
| 45-49 | 20 | 13 | 33 | 8 | 5 | 13 | 12 | 8 | 20 | 4 | | 4 | 3 | 2 | 5 |
| 50-54 | 15 | 21 | 36 | 14 | 5 | 19 | 1 | 16 | 17 | 2 | 3 | -1 | 3 | 1 | 4 |
| 55-59 | 10 | 14 | 24 | 1 | 1 | 2 | 9 | 13 | 22 | | | | 4 | 4 | 8 |
| 60-64 | 10 | 10 | 20 | 2 | 4 | 6 | 8 | 6 | 14 | 2 | | 2 | 1 | 1 | 2 |
| 65-69 | 9 | 3 | 12 | 2 | 2 | 4 | 7 | 1 | 8 | | 1 | -1 | | | |
| 70-74 | | 2 | 2 | 1 | | 1 | -1 | 2 | 1 | | | | | 1 | 1 |
| 75-79 | | | | 1 | 2 | 3 | -1 | -2 | -3 | | | | | | |
| 80-84 | 1 | 1 | 2 | | 1 | 1 | 1 | | 1 | | | | | | |
| 85- | 1 | | 1 | | | 1 | 1 | | 1 | | | | | | |
| SUMMA | 673 | 633 | 1306 | 362 | 369 | 731 | 311 | 264 | 575 | 135 | 75 | 60 | 213 | 198 | 411 |

Tabell 6 (forts) Flyttningar efter kön, ålder och medborgarskap för kommuner 1975

| ÅLDER VID ÅRETS SLUT | INFLYTTNING | | | UTFLYTTNING | | | NETTOINFLYTTNING | | | OMFLYTTNING AV UTLÄNNINGAR | | | FLYTTNINGAR INOM OMRÅDET | | |
|-------------------------|-------------|------|-------|-------------|------|-------|------------------|------|-------|-------------------------------|------|-------|-----------------------------|------|-------|
| | M | KV | SUMMA | M | KV | SUMMA | M | KV | SUMMA | IN | UT | NETTO | M | KV | SUMMA |
| KOMMUN 03 19 ÄLVKARLEBY | | | | | | | | | | | | | | | |
| - 4 | 34 | 35 | 69 | 24 | 25 | 49 | 10 | 10 | 20 | 9 | 7 | 2 | 6 | 6 | 12 |
| 5- 9 | 11 | 25 | 36 | 10 | 16 | 26 | 1 | 9 | 10 | 9 | 5 | 4 | 2 | 6 | 8 |
| 10-14 | 16 | 11 | 27 | 13 | 17 | 30 | 3 | -6 | -3 | 6 | 7 | -1 | | | |
| 15-19 | 17 | 15 | 32 | 14 | 36 | 50 | 3 | -21 | -18 | 8 | 10 | -2 | 1 | 5 | 6 |
| 20-24 | 38 | 44 | 82 | 28 | 48 | 76 | 10 | -4 | 6 | 21 | 5 | 16 | 10 | 10 | 20 |
| 25-29 | 36 | 31 | 67 | 40 | 26 | 66 | -4 | 5 | 1 | 10 | 13 | -3 | 10 | 3 | 13 |
| 30-34 | 32 | 19 | 51 | 23 | 17 | 40 | 9 | 2 | 11 | 7 | 3 | 4 | 3 | 4 | 7 |
| 35-39 | 14 | 12 | 26 | 10 | 12 | 22 | 4 | 4 | 4 | 6 | 7 | -1 | | 2 | 2 |
| 40-44 | 11 | 8 | 19 | 8 | 6 | 14 | 3 | 2 | 5 | 4 | 4 | | 1 | 2 | 3 |
| 45-49 | 7 | 1 | 8 | 4 | 4 | 8 | 3 | -3 | | | | | | 2 | 2 |
| 50-54 | 6 | 4 | 10 | 7 | 5 | 12 | -1 | -1 | -2 | 2 | 1 | 1 | 2 | 1 | 3 |
| 55-59 | 9 | 8 | 17 | 10 | 5 | 15 | -1 | 3 | 2 | 1 | | 1 | 4 | 4 | 8 |
| 60-64 | 6 | 4 | 10 | 3 | 7 | 10 | 3 | -3 | | | | | 2 | | 2 |
| 65-69 | 4 | 4 | 8 | 5 | 5 | 10 | -1 | -1 | -2 | | | | 1 | | 1 |
| 70-74 | 3 | | 3 | 4 | 3 | 7 | -1 | -3 | -4 | | | | | 1 | 1 |
| 75-79 | | 1 | 1 | 2 | 4 | 6 | -2 | -3 | -5 | | 2 | -2 | | 1 | 1 |
| 80-84 | | 1 | 1 | 2 | | 2 | -2 | 1 | -1 | | | | | | |
| 85- | | | | | 1 | 1 | | -1 | -1 | | | | | 1 | 1 |
| SUMMA | 244 | 223 | 467 | 207 | 237 | 444 | 37 | -14 | 23 | 83 | 64 | 19 | 42 | 48 | 90 |
| KOMMUN 03 60 TIERP | | | | | | | | | | | | | | | |
| - 4 | 44 | 44 | 88 | 35 | 28 | 63 | 9 | 16 | 25 | 6 | 7 | -1 | 31 | 20 | 51 |
| 5- 9 | 33 | 31 | 64 | 30 | 31 | 61 | 3 | | 3 | 8 | 11 | -3 | 15 | 11 | 26 |
| 10-14 | 24 | 18 | 42 | 14 | 18 | 32 | 10 | | 10 | 5 | 5 | | 12 | 6 | 18 |
| 15-19 | 21 | 25 | 46 | 27 | 45 | 72 | -6 | -20 | -26 | 1 | 7 | -6 | 11 | 34 | 45 |
| 20-24 | 40 | 58 | 98 | 67 | 96 | 163 | -27 | -38 | -65 | 8 | 9 | -1 | 38 | 26 | 64 |
| 25-29 | 54 | 43 | 97 | 63 | 39 | 102 | -9 | 4 | -5 | 12 | 12 | | 25 | 27 | 52 |
| 30-34 | 39 | 34 | 73 | 46 | 32 | 78 | -7 | 2 | -5 | 2 | 7 | -5 | 17 | 12 | 29 |
| 35-39 | 21 | 17 | 38 | 19 | 17 | 36 | 2 | | 2 | 3 | 7 | -4 | 11 | 6 | 17 |
| 40-44 | 15 | 14 | 29 | 12 | 7 | 19 | 3 | 7 | 10 | 1 | 3 | -2 | 5 | 4 | 9 |
| 45-49 | 17 | 19 | 36 | 10 | 10 | 20 | 7 | 9 | 16 | 1 | | 1 | 8 | 10 | 18 |
| 50-54 | 15 | 9 | 24 | 8 | 8 | 16 | 7 | 1 | 8 | 2 | | 2 | 2 | 3 | 5 |
| 55-59 | 7 | 13 | 20 | 11 | 14 | 25 | -4 | -1 | -5 | 1 | 3 | -2 | 5 | 3 | 8 |
| 60-64 | 8 | 5 | 13 | 10 | 8 | 18 | -2 | -3 | -5 | | 1 | -1 | 5 | 6 | 11 |
| 65-69 | 9 | 7 | 16 | 13 | 9 | 22 | -4 | -2 | -6 | 3 | 1 | 2 | 6 | 1 | 7 |
| 70-74 | 3 | 7 | 10 | 8 | 4 | 12 | -5 | 3 | -2 | 1 | | 1 | 5 | 10 | 15 |
| 75-79 | 1 | | 1 | 1 | 2 | 3 | | -2 | -2 | | | | 3 | 4 | 7 |
| 80-84 | | | | | | | | | | | | | | 1 | 1 |
| 85- | 1 | | 1 | | 2 | 2 | 1 | -2 | -1 | | | | 1 | 1 | 2 |
| SUMMA | 352 | 344 | 696 | 374 | 370 | 744 | -22 | -26 | -48 | 54 | 73 | -19 | 200 | 185 | 385 |
| KOMMUN 03 80 UPPSALA | | | | | | | | | | | | | | | |
| - 4 | 277 | 272 | 549 | 468 | 494 | 962 | -191 | -222 | -413 | 113 | 112 | 1 | 538 | 500 | 1038 |
| 5- 9 | 207 | 187 | 394 | 251 | 256 | 507 | -44 | -69 | -113 | 73 | 56 | 17 | 330 | 334 | 664 |
| 10-14 | 107 | 117 | 224 | 161 | 145 | 306 | -54 | -28 | -82 | 40 | 47 | -7 | 179 | 219 | 398 |
| 15-19 | 146 | 341 | 487 | 110 | 199 | 309 | 36 | 142 | 178 | 71 | 39 | 32 | 223 | 476 | 699 |
| 20-24 | 780 | 1078 | 1858 | 461 | 753 | 1214 | 319 | 325 | 644 | 252 | 196 | 56 | 953 | 1136 | 2089 |
| 25-29 | 934 | 733 | 1667 | 994 | 995 | 1989 | -60 | -262 | -322 | 246 | 300 | -54 | 1119 | 960 | 2079 |
| 30-34 | 448 | 294 | 742 | 595 | 447 | 1042 | -147 | -153 | -300 | 115 | 184 | -69 | 728 | 580 | 1308 |
| 35-39 | 167 | 128 | 295 | 266 | 172 | 438 | -99 | -44 | -143 | 63 | 88 | -25 | 326 | 226 | 552 |
| 40-44 | 109 | 89 | 198 | 131 | 83 | 214 | -22 | 6 | -16 | 30 | 32 | -2 | 214 | 110 | 324 |
| 45-49 | 73 | 70 | 143 | 83 | 65 | 148 | -10 | 5 | -5 | 19 | 26 | -7 | 121 | 122 | 243 |
| 50-54 | 53 | 54 | 107 | 58 | 36 | 94 | -5 | 18 | 13 | 9 | 13 | -4 | 129 | 143 | 272 |
| 55-59 | 41 | 57 | 98 | 43 | 45 | 88 | -2 | 12 | 10 | 5 | 5 | | 111 | 104 | 215 |
| 60-64 | 39 | 59 | 98 | 32 | 47 | 79 | 7 | 12 | 19 | 3 | 7 | -4 | 87 | 98 | 185 |
| 65-69 | 54 | 43 | 97 | 36 | 39 | 75 | 18 | 4 | 22 | 7 | 5 | 2 | 74 | 71 | 145 |
| 70-74 | 33 | 32 | 65 | 21 | 27 | 48 | 12 | 5 | 17 | 5 | 3 | 2 | 55 | 67 | 122 |
| 75-79 | 8 | 15 | 23 | 4 | 6 | 10 | 4 | 9 | 13 | | | | 27 | 51 | 78 |
| 80-84 | 7 | 11 | 18 | 4 | 6 | 10 | 3 | 5 | 8 | 2 | | 2 | 30 | 41 | 71 |
| 85- | 4 | 5 | 9 | 2 | 5 | 7 | 2 | | 2 | | | | 17 | 33 | 50 |
| SUMMA | 3487 | 3585 | 7072 | 3720 | 3820 | 7540 | -233 | -235 | -468 | 1053 | 1113 | -60 | 5261 | 5271 | 10532 |

| ALDER VID RETS SLUT | INFLYTTNING | | | UTFLYTTNING | | | NETTOINFLYTTNING | | | OMFLYTTNING AV UTLÄNNINGAR | | | FLYTTNINGAR INOM OMRADET | | |
|-------------------------|-------------|-----|-------|-------------|-----|-------|------------------|------|-------|-------------------------------|-----|-------|-----------------------------|-----|-------|
| | M | KV | SUMMA | M | KV | SUMMA | M | KV | SUMMA | IN | UT | NETTO | M | KV | SUMMA |
| KOMMUN 03 81 ENKÖPING | | | | | | | | | | | | | | | |
| - 4 | 81 | 89 | 170 | 89 | 68 | 157 | -8 | 21 | 13 | 23 | 35 | -12 | 45 | 40 | 85 |
| 5- 9 | 84 | 43 | 127 | 80 | 54 | 134 | 4 | -11 | -7 | 24 | 39 | -14 | 36 | 29 | 65 |
| 10-14 | 37 | 41 | 78 | 46 | 48 | 94 | -9 | -7 | -16 | 15 | 22 | -7 | 27 | 34 | 56 |
| 15-19 | 54 | 53 | 107 | 54 | 83 | 137 | | -30 | -30 | 20 | 31 | -11 | 35 | 63 | 98 |
| 20-24 | 106 | 129 | 235 | 105 | 175 | 280 | 1 | -46 | -45 | 40 | 38 | 2 | 63 | 71 | 134 |
| 25-29 | 128 | 110 | 238 | 156 | 121 | 277 | -28 | -11 | -39 | 36 | 57 | -21 | 68 | 46 | 114 |
| 30-34 | 73 | 62 | 135 | 103 | 62 | 165 | -30 | | -30 | 17 | 38 | -21 | 40 | 30 | 70 |
| 35-39 | 50 | 32 | 82 | 70 | 36 | 106 | -20 | -4 | -24 | 13 | 32 | -19 | 24 | 21 | 45 |
| 40-44 | 20 | 19 | 39 | 27 | 23 | 50 | -7 | -4 | -11 | 7 | 15 | -8 | 14 | 6 | 20 |
| 45-49 | 15 | 13 | 28 | 32 | 18 | 50 | -17 | -5 | -22 | 7 | 9 | -2 | 3 | 7 | 10 |
| 50-54 | 17 | 13 | 30 | 26 | 25 | 51 | -9 | -12 | -21 | 2 | 5 | -3 | 8 | 5 | 13 |
| 55-59 | 15 | 15 | 30 | 14 | 15 | 29 | 1 | | 1 | 5 | 3 | 2 | 11 | 12 | 23 |
| 60-64 | 12 | 15 | 27 | 8 | 10 | 18 | 4 | 5 | 9 | 1 | 2 | -1 | 7 | 9 | 16 |
| 65-69 | 12 | 11 | 23 | 8 | 10 | 18 | 4 | 1 | 5 | 1 | 4 | -3 | 9 | 10 | 19 |
| 70-74 | 7 | 7 | 14 | 4 | 4 | 8 | 3 | 3 | 6 | 1 | | 1 | 10 | 2 | 12 |
| 75-79 | 2 | 5 | 7 | 2 | 2 | 4 | | 3 | 3 | | | | 5 | 7 | 12 |
| 80-84 | 1 | | 1 | 2 | 4 | 6 | -1 | -4 | -5 | | 1 | -1 | 7 | 6 | 13 |
| 85- | | | | 1 | 1 | 2 | -1 | -1 | -2 | | | | 3 | 1 | 4 |
| SUMMA | 714 | 657 | 1371 | 827 | 759 | 1586 | -113 | -102 | -215 | 212 | 330 | -118 | 410 | 399 | 809 |
| KOMMUN 03 82 HÖSTHAMMAR | | | | | | | | | | | | | | | |
| - 4 | 74 | 80 | 154 | 24 | 38 | 62 | 50 | 42 | 92 | 29 | 5 | 24 | 29 | 26 | 55 |
| 5- 9 | 45 | 50 | 95 | 34 | 27 | 61 | 11 | 23 | 34 | 18 | 10 | 8 | 11 | 17 | 28 |
| 10-14 | 41 | 28 | 69 | 18 | 20 | 38 | 23 | 8 | 31 | 8 | 15 | -7 | 9 | 6 | 15 |
| 15-19 | 30 | 43 | 73 | 30 | 65 | 95 | | -22 | -22 | 19 | 5 | 14 | 11 | 35 | 46 |
| 20-24 | 68 | 91 | 159 | 73 | 98 | 171 | -5 | -7 | -12 | 44 | 13 | 31 | 40 | 50 | 90 |
| 25-29 | 97 | 98 | 195 | 72 | 47 | 119 | 25 | 51 | 76 | 40 | 20 | 20 | 48 | 30 | 78 |
| 30-34 | 79 | 44 | 123 | 43 | 32 | 75 | 36 | 12 | 48 | 23 | 13 | 10 | 21 | 16 | 37 |
| 35-39 | 41 | 31 | 72 | 29 | 15 | 44 | 12 | 16 | 28 | 12 | 14 | -2 | 12 | 9 | 21 |
| 40-44 | 21 | 20 | 41 | 15 | 7 | 22 | 6 | 13 | 19 | 8 | 5 | 3 | 8 | 4 | 12 |
| 45-49 | 17 | 11 | 28 | 10 | 10 | 20 | 7 | 1 | 8 | 3 | 3 | | 7 | 2 | 9 |
| 50-54 | 11 | 10 | 21 | 6 | 8 | 14 | 5 | 2 | 7 | 1 | 1 | | 4 | 6 | 10 |
| 55-59 | 15 | 12 | 27 | 7 | 11 | 18 | 8 | 1 | 9 | 1 | 1 | | 4 | 4 | 8 |
| 60-64 | 9 | 12 | 21 | 9 | 6 | 15 | | 6 | 6 | 1 | 1 | | 2 | 4 | 6 |
| 65-69 | 10 | 6 | 16 | 6 | 4 | 10 | 4 | 2 | 6 | 3 | 2 | 1 | 7 | 7 | 14 |
| 70-74 | 6 | 4 | 10 | 5 | 8 | 13 | 1 | -4 | -3 | 1 | 2 | -1 | 4 | 4 | 8 |
| 75-79 | 3 | 3 | 6 | | 3 | 3 | | 3 | 3 | | | | 4 | 3 | 7 |
| 80-84 | | 2 | 2 | 1 | | 1 | -1 | 2 | 1 | | | | 3 | 2 | 5 |
| 85- | | 1 | 1 | 1 | | 1 | -1 | 1 | | | | | 2 | 3 | 5 |
| SUMMA | 567 | 546 | 1113 | 383 | 399 | 782 | 184 | 147 | 331 | 211 | 110 | 101 | 226 | 228 | 454 |
| KOMMUN 04 28 VINGÅKER | | | | | | | | | | | | | | | |
| - 4 | 37 | 35 | 72 | 21 | 19 | 40 | 16 | 16 | 32 | 7 | 8 | -1 | 2 | | 2 |
| 5- 9 | 31 | 23 | 54 | 24 | 19 | 43 | 7 | 4 | 11 | 6 | 3 | 3 | 1 | 1 | 2 |
| 10-14 | 10 | 16 | 26 | 6 | 22 | 28 | 4 | -6 | -2 | 9 | 8 | 1 | 1 | 1 | 2 |
| 15-19 | 15 | 32 | 47 | 13 | 44 | 57 | 2 | -12 | -10 | 10 | 10 | | 1 | | 1 |
| 20-24 | 51 | 50 | 101 | 65 | 55 | 120 | -14 | -5 | -19 | 15 | 17 | -2 | 2 | 2 | 4 |
| 25-29 | 47 | 45 | 92 | 49 | 32 | 81 | -2 | 13 | 11 | 8 | 9 | -1 | 1 | 1 | 1 |
| 30-34 | 33 | 31 | 64 | 23 | 22 | 45 | 10 | 9 | 19 | 7 | 8 | -1 | 1 | 1 | 1 |
| 35-39 | 13 | 9 | 22 | 21 | 5 | 26 | -8 | 4 | -4 | 5 | 2 | 3 | | 1 | 1 |
| 40-44 | 10 | 14 | 24 | 11 | 4 | 15 | -1 | 10 | 9 | 6 | 5 | 1 | | | |
| 45-49 | 8 | 1 | 9 | 4 | 4 | 8 | | 4 | -3 | | | | | | |
| 50-54 | 6 | 1 | 7 | 14 | 9 | 23 | -8 | -8 | -16 | | | | 1 | | 1 |
| 55-59 | 6 | 6 | 12 | 9 | 6 | 15 | | -3 | -3 | | | | | | |
| 60-64 | 5 | 6 | 11 | 3 | 7 | 10 | 2 | -1 | 1 | | | | | | |
| 65-69 | 6 | 5 | 11 | 12 | 13 | 25 | -6 | -8 | -14 | | | | | | |
| 70-74 | 2 | 5 | 7 | 6 | 3 | 9 | -4 | 2 | -2 | 1 | 1 | | 1 | | 1 |
| 75-79 | 1 | | 1 | 3 | 5 | 8 | -2 | -5 | -7 | | | | | | |
| 80-84 | | | | | | | | | | | | | | | |
| 85- | 1 | | 1 | | 1 | 1 | 1 | -1 | | | | | | 1 | 1 |
| SUMMA | 282 | 279 | 561 | 284 | 270 | 554 | -2 | 9 | 7 | 74 | 71 | 3 | 9 | 8 | 17 |

Tabell 6 (forts) Flyttningar efter kön, ålder och medborgarskap för kommuner 1975

| ÅLDER VID ÅRETS SLUT | INFLYTTNING | | | UTFLYTTNING | | | NETTOINFLYTTNING | | | OMFLYTTNING AV UTLÄNNINGAR | | | FLYTTNINGAR INOM OMRÅDET | | |
|-------------------------|-------------|------|-------|-------------|------|-------|------------------|------|-------|-------------------------------|-----|-------|-----------------------------|------|-------|
| | M | KV | SUMMA | M | KV | SUMMA | M | KV | SUMMA | IN | UT | NETTO | M | KV | SUMMA |
| KOMMUN 04 80 | NYKÖPING | | | | | | | | | | | | | | |
| - 4 | 199 | 196 | 395 | 119 | 124 | 243 | 80 | 72 | 152 | 30 | 30 | | 174 | 144 | 318 |
| 5- 9 | 132 | 136 | 268 | 110 | 95 | 205 | 22 | 41 | 63 | 22 | 27 | -5 | 108 | 84 | 192 |
| 10-14 | 69 | 68 | 137 | 72 | 64 | 136 | -3 | 4 | 1 | 11 | 5 | 6 | 71 | 71 | 142 |
| 15-19 | 87 | 114 | 197 | 92 | 124 | 216 | -9 | -10 | -19 | 17 | 15 | 2 | 106 | 185 | 291 |
| 20-24 | 186 | 261 | 447 | 210 | 286 | 496 | -24 | -25 | -49 | 37 | 26 | 11 | 261 | 261 | 522 |
| 25-29 | 292 | 260 | 552 | 219 | 198 | 417 | 73 | 62 | 135 | 50 | 31 | 19 | 256 | 203 | 459 |
| 30-34 | 194 | 165 | 359 | 182 | 118 | 300 | 12 | 47 | 59 | 27 | 29 | -2 | 180 | 117 | 297 |
| 35-39 | 97 | 82 | 179 | 73 | 70 | 143 | 24 | 12 | 36 | 14 | 15 | -1 | 91 | 67 | 158 |
| 40-44 | 50 | 51 | 101 | 46 | 37 | 83 | 4 | 14 | 18 | 6 | 7 | -1 | 67 | 58 | 125 |
| 45-49 | 53 | 41 | 94 | 38 | 38 | 76 | 15 | 3 | 18 | 9 | 9 | | 59 | 52 | 111 |
| 50-54 | 31 | 38 | 69 | 36 | 34 | 70 | -5 | 4 | -1 | 1 | 6 | -5 | 52 | 45 | 97 |
| 55-59 | 30 | 43 | 73 | 28 | 29 | 57 | 2 | 14 | 16 | 2 | 1 | 1 | 44 | 38 | 82 |
| 60-64 | 35 | 43 | 78 | 32 | 23 | 55 | 3 | 20 | 23 | 3 | | 3 | 36 | 56 | 92 |
| 65-69 | 44 | 29 | 73 | 25 | 28 | 53 | 19 | 1 | 20 | 1 | | 1 | 49 | 45 | 94 |
| 70-74 | 12 | 16 | 28 | 10 | 12 | 22 | 2 | 4 | 6 | | | | 25 | 25 | 50 |
| 75-79 | 3 | 8 | 11 | 3 | 6 | 9 | | 2 | 2 | | 1 | -1 | 22 | 29 | 51 |
| 80-84 | 1 | 2 | 3 | 4 | 3 | 7 | -3 | -1 | -4 | | | | 14 | 15 | 29 |
| 85- | 1 | 4 | 5 | | 3 | 3 | 1 | 1 | 2 | | | | 11 | 8 | 19 |
| SUMMA | 1512 | 1557 | 3069 | 1299 | 1292 | 2591 | 213 | 265 | 478 | 230 | 202 | 28 | 1626 | 1503 | 3129 |
| KOMMUN 04 81 | OXELÖSUND | | | | | | | | | | | | | | |
| - 4 | 36 | 48 | 84 | 46 | 43 | 89 | -10 | 5 | -5 | 20 | 18 | 2 | | | |
| 5- 9 | 28 | 31 | 59 | 27 | 30 | 57 | 1 | 1 | 2 | 13 | 12 | 1 | | | |
| 10-14 | 20 | 19 | 39 | 19 | 17 | 36 | 1 | 2 | 3 | 3 | 9 | -6 | | | |
| 15-19 | 29 | 27 | 56 | 35 | 50 | 85 | -6 | -23 | -29 | 16 | 23 | -7 | | | |
| 20-24 | 50 | 56 | 106 | 62 | 75 | 137 | -12 | -19 | -31 | 22 | 13 | 9 | | | |
| 25-29 | 67 | 49 | 116 | 65 | 61 | 126 | 2 | -12 | -10 | 31 | 17 | 14 | | | |
| 30-34 | 48 | 38 | 86 | 50 | 21 | 71 | -2 | 17 | 15 | 8 | 11 | -3 | | | |
| 35-39 | 24 | 15 | 39 | 23 | 21 | 44 | 1 | -6 | -5 | 5 | 7 | -2 | | | |
| 40-44 | 12 | 11 | 23 | 15 | 10 | 25 | -3 | 1 | -2 | 2 | 4 | -2 | | | |
| 45-49 | 14 | 6 | 20 | 18 | 9 | 27 | -4 | -3 | -7 | 2 | 4 | -2 | | | |
| 50-54 | 11 | 5 | 16 | 10 | 12 | 22 | 1 | -7 | -6 | | 1 | -1 | | | |
| 55-59 | | 2 | 2 | 3 | 10 | 13 | -3 | -8 | -11 | | 4 | -4 | | | |
| 60-64 | 3 | 4 | 7 | 9 | 9 | 18 | -6 | -5 | -11 | | | | | | |
| 65-69 | 3 | 3 | 6 | 13 | 8 | 21 | -10 | -5 | -15 | | | | | | |
| 70-74 | 1 | 1 | 2 | 3 | 3 | 3 | 1 | -2 | -1 | | | | | | |
| 75-79 | 1 | 2 | 3 | 2 | 1 | 3 | -1 | 1 | | 1 | | 1 | | | |
| 80-84 | | 1 | 1 | | 1 | 1 | | | | | 1 | -1 | | | |
| 85- | | 1 | 1 | | 1 | 1 | | | | | | | | | |
| SUMMA | 347 | 319 | 666 | 397 | 382 | 779 | -50 | -63 | -113 | 123 | 124 | -1 | | | |
| KOMMUN 04 82 | FLEN | | | | | | | | | | | | | | |
| - 4 | 65 | 76 | 141 | 56 | 71 | 127 | 9 | 5 | 14 | 59 | 42 | 17 | 32 | 22 | 54 |
| 5- 9 | 45 | 67 | 112 | 42 | 53 | 95 | 3 | 14 | 17 | 57 | 45 | 12 | 17 | 15 | 32 |
| 10-14 | 30 | 41 | 71 | 28 | 41 | 69 | 2 | | 2 | 30 | 23 | 7 | 17 | 14 | 31 |
| 15-19 | 43 | 53 | 96 | 57 | 89 | 146 | -14 | -36 | -50 | 46 | 44 | 2 | 20 | 32 | 52 |
| 20-24 | 86 | 93 | 179 | 133 | 133 | 266 | -47 | -40 | -87 | 74 | 85 | -11 | 43 | 36 | 79 |
| 25-29 | 118 | 95 | 213 | 123 | 89 | 212 | -5 | 6 | 1 | 88 | 93 | -5 | 29 | 29 | 58 |
| 30-34 | 74 | 36 | 110 | 88 | 37 | 125 | -14 | -1 | -15 | 46 | 62 | -16 | 18 | 15 | 33 |
| 35-39 | 43 | 22 | 65 | 42 | 33 | 75 | 1 | -11 | -10 | 34 | 34 | | 7 | 10 | 17 |
| 40-44 | 34 | 19 | 53 | 42 | 23 | 65 | -8 | -4 | -12 | 27 | 21 | 6 | 8 | 6 | 14 |
| 45-49 | 20 | 13 | 33 | 21 | 19 | 40 | -1 | -6 | -7 | 14 | 18 | -4 | 7 | 5 | 12 |
| 50-54 | 17 | 18 | 35 | 17 | 24 | 41 | | -6 | -6 | 11 | 12 | -1 | 4 | 6 | 10 |
| 55-59 | 14 | 11 | 25 | 15 | 14 | 29 | -1 | -3 | -4 | 3 | 6 | -3 | 10 | 7 | 17 |
| 60-64 | 12 | 6 | 18 | 18 | 21 | 39 | -6 | -15 | -21 | 1 | 7 | -6 | 8 | 11 | 19 |
| 65-69 | 14 | 10 | 24 | 11 | 8 | 19 | 3 | 2 | 5 | 2 | | 2 | 8 | 5 | 13 |
| 70-74 | 6 | 3 | 9 | 6 | 7 | 13 | | -4 | -4 | 1 | 2 | -1 | 4 | 2 | 6 |
| 75-79 | 2 | 1 | 3 | 3 | 6 | 9 | -1 | -5 | -6 | | 1 | -1 | 2 | 2 | 4 |
| 80-84 | 1 | 1 | 2 | | 1 | 1 | | | 1 | | | | | 1 | 1 |
| 85- | | | | 1 | 1 | 2 | -1 | -1 | -2 | | | | | 3 | 3 |
| SUMMA | 624 | 565 | 1189 | 703 | 670 | 1373 | -79 | -105 | -184 | 493 | 495 | -2 | 234 | 221 | 455 |

| ÅLDER VID ÅRETS SLUT | INFLYTTNING | | | UTFLYTTNING | | | NETTOINFLYTTNING | | | OMFLYTTNING AV UTLÄNNINGAR | | | FLYTTNINGAR INOM OMRÅDET | | |
|--------------------------|-------------|------|-------|-------------|------|-------|------------------|-----|-------|-------------------------------|------|-------|-----------------------------|------|-------|
| | M | KV | SUMMA | M | KV | SUMMA | M | KV | SUMMA | IN | UT | NETTO | M | KV | SUMMA |
| KOMMUN 04 83 KATRINEHOLM | | | | | | | | | | | | | | | |
| - 4 | 80 | 87 | 167 | 99 | 90 | 189 | -19 | -3 | -22 | 48 | 41 | 7 | 32 | 50 | 82 |
| 5- 9 | 60 | 71 | 131 | 70 | 78 | 148 | -10 | -7 | -17 | 31 | 29 | 2 | 27 | 23 | 50 |
| 10-14 | 49 | 40 | 89 | 42 | 27 | 69 | 7 | 13 | 20 | 15 | 19 | -4 | 17 | 19 | 36 |
| 15-19 | 70 | 88 | 158 | 46 | 73 | 119 | 24 | 15 | 39 | 44 | 24 | 20 | 25 | 58 | 83 |
| 20-24 | 180 | 182 | 362 | 145 | 221 | 366 | 35 | -39 | -4 | 100 | 62 | 38 | 63 | 68 | 131 |
| 25-29 | 179 | 120 | 299 | 193 | 129 | 322 | -14 | -9 | -23 | 86 | 68 | 18 | 69 | 45 | 114 |
| 30-34 | 99 | 57 | 156 | 113 | 72 | 185 | -14 | -15 | -29 | 33 | 38 | -5 | 30 | 27 | 57 |
| 35-39 | 51 | 41 | 92 | 55 | 34 | 89 | -4 | 7 | 3 | 16 | 17 | -1 | 20 | 14 | 34 |
| 40-44 | 45 | 18 | 63 | 29 | 20 | 49 | 16 | -2 | 14 | 17 | 10 | 7 | 9 | 14 | 23 |
| 45-49 | 21 | 21 | 42 | 18 | 11 | 29 | 3 | 10 | 13 | 10 | 6 | 4 | 10 | 7 | 17 |
| 50-54 | 24 | 15 | 39 | 14 | 17 | 31 | 10 | -2 | 8 | 4 | 3 | 1 | 13 | 10 | 23 |
| 55-59 | 12 | 24 | 36 | 8 | 15 | 23 | 4 | 9 | 13 | 1 | 2 | -1 | 16 | 12 | 28 |
| 60-64 | 14 | 16 | 30 | 19 | 7 | 26 | -5 | 9 | 4 | 1 | 1 | 3 | 8 | 11 | |
| 65-69 | 16 | 21 | 37 | 8 | 9 | 17 | 8 | 12 | 20 | 1 | 1 | 1 | 12 | 7 | 19 |
| 70-74 | 6 | 10 | 16 | 8 | 9 | 17 | -2 | 1 | -1 | 2 | 1 | 1 | 6 | 11 | 17 |
| 75-79 | 2 | 6 | 8 | 1 | 6 | 7 | 1 | | 1 | | | 5 | 5 | 10 | |
| 80-84 | 2 | 3 | 5 | 2 | 4 | 6 | | -1 | -1 | | | 3 | 5 | 8 | |
| 85- | | 3 | 3 | | 2 | 2 | | 1 | 1 | | | 5 | 3 | 8 | |
| SUMMA | 910 | 823 | 1733 | 870 | 824 | 1694 | 40 | -1 | 39 | 409 | 321 | 88 | 365 | 386 | 751 |
| KOMMUN 04 84 ESKILSTUNA | | | | | | | | | | | | | | | |
| - 4 | 246 | 235 | 481 | 204 | 197 | 401 | 42 | 38 | 80 | 198 | 113 | 85 | 237 | 198 | 435 |
| 5- 9 | 184 | 184 | 368 | 186 | 174 | 360 | -2 | 10 | 8 | 154 | 126 | 28 | 138 | 146 | 284 |
| 10-14 | 127 | 118 | 245 | 107 | 109 | 216 | 20 | 9 | 29 | 104 | 56 | 48 | 105 | 106 | 211 |
| 15-19 | 158 | 185 | 343 | 103 | 181 | 284 | 55 | 4 | 59 | 170 | 90 | 80 | 162 | 307 | 469 |
| 20-24 | 364 | 356 | 720 | 321 | 346 | 667 | 43 | 10 | 53 | 323 | 166 | 157 | 481 | 436 | 917 |
| 25-29 | 430 | 311 | 741 | 352 | 304 | 656 | 78 | 7 | 85 | 299 | 196 | 103 | 458 | 284 | 742 |
| 30-34 | 260 | 185 | 445 | 237 | 190 | 427 | 23 | -5 | 18 | 154 | 104 | 50 | 268 | 165 | 433 |
| 35-39 | 160 | 82 | 242 | 138 | 80 | 218 | 22 | 2 | 24 | 84 | 61 | 23 | 184 | 94 | 278 |
| 40-44 | 95 | 64 | 159 | 76 | 55 | 131 | 19 | 9 | 28 | 60 | 32 | 28 | 99 | 70 | 169 |
| 45-49 | 56 | 39 | 95 | 62 | 55 | 117 | -6 | -16 | -22 | 39 | 24 | 15 | 89 | 71 | 160 |
| 50-54 | 37 | 32 | 69 | 54 | 50 | 104 | -17 | -18 | -35 | 31 | 22 | 9 | 81 | 68 | 149 |
| 55-59 | 20 | 22 | 42 | 35 | 46 | 81 | -15 | -24 | -39 | 17 | 10 | 7 | 82 | 56 | 138 |
| 60-64 | 15 | 26 | 41 | 34 | 34 | 68 | -19 | -8 | -27 | 9 | 5 | 4 | 60 | 58 | 118 |
| 65-69 | 17 | 22 | 39 | 44 | 33 | 77 | -27 | -11 | -38 | 2 | 4 | -2 | 41 | 48 | 89 |
| 70-74 | 12 | 16 | 28 | 19 | 15 | 34 | -7 | 1 | -6 | 4 | 1 | 3 | 33 | 38 | 71 |
| 75-79 | 10 | 7 | 17 | 6 | 10 | 16 | 4 | -3 | 1 | 1 | 3 | -2 | 22 | 34 | 56 |
| 80-84 | 2 | 2 | 4 | 3 | 7 | 10 | -1 | -5 | -6 | 1 | 2 | -1 | 14 | 29 | 43 |
| 85- | 1 | 3 | 4 | | 3 | 3 | 1 | | 1 | | | 10 | 12 | 22 | |
| SUMMA | 2194 | 1889 | 4083 | 1981 | 1889 | 3870 | 213 | | 213 | 1650 | 1015 | 635 | 2564 | 2220 | 4784 |
| KOMMUN 04 86 STRÅNGNÄS | | | | | | | | | | | | | | | |
| - 4 | 71 | 79 | 150 | 51 | 55 | 106 | 20 | 24 | 44 | 16 | 6 | 10 | 28 | 27 | 55 |
| 5- 9 | 63 | 61 | 124 | 38 | 38 | 76 | 25 | 23 | 48 | 12 | 5 | 7 | 32 | 28 | 60 |
| 10-14 | 40 | 51 | 91 | 33 | 25 | 58 | 7 | 26 | 33 | 6 | 10 | -4 | 10 | 20 | 30 |
| 15-19 | 31 | 58 | 89 | 34 | 50 | 84 | -3 | 8 | 5 | 10 | 9 | 1 | 13 | 36 | 49 |
| 20-24 | 77 | 102 | 179 | 81 | 95 | 176 | -4 | 7 | 3 | 16 | 7 | 9 | 38 | 42 | 80 |
| 25-29 | 98 | 105 | 203 | 81 | 74 | 155 | 17 | 31 | 48 | 14 | 8 | 6 | 49 | 47 | 96 |
| 30-34 | 89 | 70 | 159 | 60 | 41 | 101 | 29 | 29 | 58 | 4 | 7 | -3 | 21 | 20 | 41 |
| 35-39 | 47 | 35 | 82 | 37 | 29 | 66 | 10 | 6 | 16 | 11 | 4 | 7 | 20 | 14 | 34 |
| 40-44 | 36 | 23 | 59 | 24 | 10 | 34 | 12 | 13 | 25 | 7 | 4 | 3 | 5 | 4 | 9 |
| 45-49 | 24 | 28 | 52 | 16 | 8 | 24 | 8 | 20 | 28 | 3 | | 3 | 7 | 5 | 12 |
| 50-54 | 17 | 22 | 39 | 20 | 11 | 31 | -3 | 11 | 8 | 3 | | 3 | 6 | 3 | 9 |
| 55-59 | 21 | 20 | 41 | 16 | 9 | 25 | 5 | 11 | 16 | | | | 3 | 7 | 10 |
| 60-64 | 19 | 22 | 41 | 8 | 7 | 15 | 11 | 15 | 26 | 1 | | 1 | 8 | 5 | 13 |
| 65-69 | 24 | 18 | 42 | 9 | 11 | 20 | 15 | 7 | 22 | 2 | 1 | 1 | 6 | 4 | 10 |
| 70-74 | 14 | 9 | 23 | 6 | 13 | 19 | 8 | -4 | 4 | | | | 5 | 4 | 9 |
| 75-79 | 1 | 2 | 3 | 2 | 1 | 3 | -1 | 1 | | | | | 4 | 6 | 10 |
| 80-84 | 1 | 3 | 4 | | | | 1 | 3 | 4 | | | | | 3 | 3 |
| 85- | 1 | 2 | 3 | 1 | 1 | 2 | | 1 | 1 | | | | 3 | 4 | 7 |
| SUMMA | 674 | 710 | 1384 | 517 | 478 | 995 | 157 | 232 | 389 | 105 | 61 | 44 | 258 | 279 | 537 |

Tabell 6 (forts) Flyttningar efter kön, ålder och medborgarskap för kommuner 1975

| ÅLDER VID ÅRETS SLUT | INFLYTTNING | | | UTFLYTTNING | | | NETTOINFLYTTNING | | | OMFLYTTNING AV UTLÄNNINGAR | | | FLYTTNINGAR INOM OMRÅDET | | |
|-------------------------|-------------|-----|-------|-------------|-----|-------|------------------|-----|-------|-------------------------------|----|-------|-----------------------------|----|-------|
| | M | KV | SUMMA | M | KV | SUMMA | M | KV | SUMMA | IN | UT | NETTO | M | KV | SUMMA |
| KOMMUN 05 09 | ØDESHØG | | | | | | | | | | | | | | |
| - 4 | 20 | 34 | 54 | 5 | 6 | 11 | 15 | 28 | 43 | 5 | 2 | 3 | 5 | 4 | 9 |
| 5- 9 | 21 | 19 | 40 | 14 | 4 | 18 | 7 | 15 | 22 | 4 | 1 | 3 | 2 | 2 | 4 |
| 10-14 | 15 | 7 | 22 | 5 | 4 | 9 | 10 | 3 | 13 | 4 | | 4 | 3 | | 3 |
| 15-19 | 7 | 7 | 14 | 16 | 17 | 33 | -9 | -10 | -19 | | 1 | -1 | | 4 | 4 |
| 20-24 | 16 | 34 | 50 | 29 | 38 | 67 | -13 | -4 | -17 | 3 | 3 | | 10 | 5 | 15 |
| 25-29 | 38 | 33 | 71 | 19 | 18 | 37 | 19 | 15 | 34 | 8 | 3 | 5 | 8 | 4 | 12 |
| 30-34 | 25 | 20 | 45 | 9 | 5 | 14 | 16 | 15 | 31 | 2 | | 2 | 4 | 2 | 6 |
| 35-39 | 8 | 9 | 17 | 2 | 4 | 6 | 6 | 5 | 11 | 3 | | 3 | | 1 | 1 |
| 40-44 | 5 | 6 | 11 | 2 | 4 | 6 | 3 | 2 | 5 | | | | | | |
| 45-49 | 5 | 2 | 7 | 5 | 2 | 7 | | | | 1 | | 1 | 3 | 1 | 4 |
| 50-54 | 6 | 2 | 8 | 4 | 1 | 5 | 2 | 1 | 3 | 1 | | 1 | 2 | | 2 |
| 55-59 | 6 | 6 | 12 | 2 | 5 | 7 | 4 | 1 | 5 | | | | 1 | 1 | 2 |
| 60-64 | 6 | 4 | 10 | 1 | 2 | 3 | 5 | 2 | 7 | | | | 1 | 1 | 2 |
| 65-69 | 5 | 5 | 10 | 6 | 5 | 11 | -1 | | -1 | | | | 1 | 3 | 4 |
| 70-74 | 2 | 4 | 6 | 3 | 1 | 4 | -1 | 3 | 2 | | | | 1 | 1 | 2 |
| 75-79 | | 4 | 4 | 2 | 2 | 4 | -2 | 2 | | | 1 | -1 | 1 | 3 | 4 |
| 80-84 | 1 | 2 | 3 | | 1 | 1 | 1 | 1 | 2 | | | | 1 | 2 | 3 |
| 85- | | 2 | 2 | | | | | 2 | 2 | | | | | | |
| SUMMA | 186 | 200 | 386 | 124 | 119 | 243 | 62 | 81 | 143 | 31 | 11 | 20 | 43 | 34 | 77 |
| KOMMUN 05 12 | YDRE | | | | | | | | | | | | | | |
| - 4 | 19 | 16 | 35 | 10 | 7 | 17 | 9 | 9 | 18 | 1 | | 1 | 4 | 3 | 7 |
| 5- 9 | 16 | 14 | 30 | 5 | 4 | 9 | 11 | 10 | 21 | 1 | 2 | -1 | 3 | 5 | 8 |
| 10-14 | 8 | 5 | 13 | | 3 | 3 | 8 | 2 | 10 | | | | 3 | 2 | 5 |
| 15-19 | 8 | 8 | 16 | 4 | 14 | 18 | 4 | -6 | -2 | | | | 2 | 3 | 5 |
| 20-24 | 12 | 19 | 31 | 16 | 25 | 41 | -4 | -6 | -10 | | | | 1 | 3 | 4 |
| 25-29 | 22 | 20 | 42 | 17 | 9 | 26 | 5 | 11 | 16 | | | | 2 | 4 | 6 |
| 30-34 | 10 | 14 | 24 | 8 | 4 | 12 | 2 | 10 | 12 | 1 | | 1 | 6 | 3 | 9 |
| 35-39 | 6 | 4 | 10 | 1 | 2 | 3 | 5 | 2 | 7 | | | | 1 | 2 | 3 |
| 40-44 | 9 | 8 | 17 | 2 | 1 | 3 | 7 | 7 | 14 | 2 | | 2 | 3 | 1 | 4 |
| 45-49 | 3 | 2 | 5 | 2 | | 2 | 1 | 2 | 3 | 2 | | 2 | 1 | 1 | 2 |
| 50-54 | 1 | 4 | 5 | 1 | 1 | 2 | | 3 | 3 | | | | 1 | 1 | 2 |
| 55-59 | 4 | 5 | 9 | 1 | 1 | 2 | 3 | 4 | 7 | 1 | | 1 | 1 | 1 | 2 |
| 60-64 | 4 | 4 | 8 | 2 | 6 | 8 | 2 | -2 | | 1 | | 1 | 1 | | 1 |
| 65-69 | 5 | 1 | 6 | 4 | 1 | 5 | 1 | | 1 | | | | 1 | | 2 |
| 70-74 | 1 | 1 | 2 | 1 | 2 | 3 | | -1 | -1 | | | | 1 | 3 | 4 |
| 75-79 | | | 2 | | | 2 | | | | 1 | | 1 | 2 | 3 | 5 |
| 80-84 | | | | | 1 | 1 | | -1 | -1 | | | | 4 | 1 | 5 |
| 85- | | | | | | | | | | | | | | | |
| SUMMA | 130 | 125 | 255 | 76 | 81 | 157 | 54 | 44 | 98 | 10 | 4 | 6 | 36 | 38 | 74 |
| KOMMUN 05 13 | KINDA | | | | | | | | | | | | | | |
| - 4 | 20 | 31 | 51 | 18 | 14 | 32 | 2 | 17 | 19 | 6 | 4 | 2 | 4 | 9 | 13 |
| 5- 9 | 18 | 15 | 33 | 17 | 19 | 36 | 1 | -4 | -3 | 2 | 3 | -1 | 8 | 4 | 12 |
| 10-14 | 10 | 10 | 20 | 22 | 8 | 30 | -12 | 2 | -10 | 2 | 3 | -1 | 1 | 2 | 3 |
| 15-19 | 4 | 13 | 17 | 14 | 29 | 43 | -10 | -16 | -26 | 2 | 2 | | 2 | 7 | 9 |
| 20-24 | 20 | 41 | 61 | 33 | 43 | 76 | -13 | -2 | -15 | 6 | 2 | 4 | 6 | 14 | 20 |
| 25-29 | 44 | 27 | 71 | 41 | 28 | 69 | 3 | -1 | 2 | 7 | 11 | -4 | 16 | 6 | 22 |
| 30-34 | 27 | 16 | 43 | 19 | 16 | 35 | 8 | | 8 | | | 4 | 5 | 2 | 7 |
| 35-39 | 8 | 5 | 13 | 10 | 11 | 21 | -2 | -6 | -8 | | | | 5 | 3 | 8 |
| 40-44 | 9 | 5 | 14 | 9 | 7 | 16 | | -2 | -2 | 1 | | 1 | | | |
| 45-49 | 6 | 10 | 16 | 6 | 3 | 9 | | 7 | 7 | | 1 | -1 | 1 | 1 | 2 |
| 50-54 | 4 | 4 | 8 | 4 | 2 | 6 | | 2 | 2 | | 1 | -1 | | | |
| 55-59 | 3 | 5 | 8 | 5 | 4 | 9 | -2 | 1 | -1 | | 1 | -1 | 2 | 4 | 6 |
| 60-64 | 9 | 6 | 15 | 3 | 5 | 8 | 6 | 1 | 7 | | | | 3 | 4 | 7 |
| 65-69 | 8 | 4 | 12 | 6 | 6 | 12 | 2 | -2 | | | | | 3 | 2 | 5 |
| 70-74 | 1 | 2 | 3 | 3 | 3 | 6 | -2 | -1 | -3 | | | | 3 | 5 | 8 |
| 75-79 | 1 | | 1 | | 2 | 2 | 1 | -2 | -1 | | | | 3 | 2 | 5 |
| 80-84 | | 2 | 2 | 1 | | 1 | -1 | 2 | 1 | 1 | | 1 | | | |
| 85- | | | | | | | | | | | | | 2 | | 2 |
| SUMMA | 192 | 196 | 388 | 211 | 200 | 411 | -19 | -4 | -23 | 27 | 32 | -5 | 64 | 65 | 129 |

| ÅLDER VID ÅRETS SLUT | INFLYTTNING | | | UTFLYTTNING | | | NETTOINFLYTTNING | | | OMFLYTTNING AV UTLÄNNINGAR | | | FLYTTNINGAR INOM OMRÅDET | | |
|-------------------------|-------------|-----|-------|-------------|-----|-------|------------------|-----|-------|-------------------------------|-----|-------|-----------------------------|-----|-------|
| | M | KV | SUMMA | M | KV | SUMMA | M | KV | SUMMA | IN | UT | NETTO | M | KV | SUMMA |
| KOMMUN 05 60 | BOXHOLM | | | | | | | | | | | | | | |
| - 4 | 22 | 16 | 38 | 2 | 6 | 8 | 20 | 10 | 30 | 1 | 1 | | 4 | 1 | 5 |
| 5- 9 | 16 | 11 | 27 | 12 | 1 | 13 | 4 | 10 | 14 | 2 | 1 | 1 | 4 | | 4 |
| 10-14 | 4 | 1 | 5 | 10 | 9 | 19 | -6 | -8 | -14 | | 5 | -5 | 2 | 3 | 5 |
| 15-19 | 7 | 14 | 21 | 15 | 26 | 41 | -8 | -12 | -20 | 1 | 6 | -5 | 2 | 4 | 6 |
| 20-24 | 13 | 33 | 46 | 15 | 31 | 46 | -2 | 2 | | 2 | 3 | -1 | 5 | 3 | 8 |
| 25-29 | 27 | 21 | 48 | 20 | 6 | 26 | 7 | 15 | 22 | 3 | 2 | 1 | 4 | 2 | 6 |
| 30-34 | 15 | 15 | 30 | 7 | 6 | 13 | 8 | 9 | 17 | 1 | 2 | -1 | 1 | 3 | 4 |
| 35-39 | 2 | 6 | 8 | 5 | 6 | 11 | -3 | | -3 | | 4 | -4 | 1 | | 1 |
| 40-44 | 7 | 3 | 10 | 6 | 7 | 13 | 1 | -4 | -3 | | 2 | -2 | | 2 | 2 |
| 45-49 | 2 | 4 | 6 | 7 | 5 | 12 | -5 | -1 | -6 | | 1 | -1 | 2 | 1 | 3 |
| 50-54 | 4 | 3 | 7 | 2 | 3 | 5 | 2 | | 2 | | | | 2 | | 2 |
| 55-59 | 2 | 1 | 3 | 2 | 4 | 6 | | -3 | -3 | | | | | | |
| 60-64 | 1 | 5 | 6 | 2 | 7 | 9 | -1 | -2 | -3 | 1 | 1 | | | 1 | 1 |
| 65-69 | 1 | 2 | 3 | 4 | 3 | 7 | -3 | -1 | -4 | | | | 3 | 1 | 4 |
| 70-74 | 2 | 4 | 6 | 4 | 1 | 5 | -2 | 3 | 1 | 1 | | 1 | 1 | | 1 |
| 75-79 | | 1 | 1 | 2 | 1 | 3 | -2 | | -2 | | | | 1 | 1 | 2 |
| 80-84 | 2 | | 2 | 1 | 1 | 2 | 1 | -1 | | | | | | 1 | 1 |
| 85- | | | | | 3 | 3 | | -3 | -3 | | | | | | |
| SUMMA | 127 | 140 | 267 | 116 | 126 | 242 | 11 | 14 | 25 | 12 | 28 | -16 | 32 | 23 | 55 |
| KOMMUN 05 61 | ÅTVIDABERG | | | | | | | | | | | | | | |
| - 4 | 39 | 29 | 68 | 35 | 25 | 60 | 4 | 4 | 8 | 3 | 4 | -1 | 8 | 9 | 17 |
| 5- 9 | 19 | 30 | 49 | 15 | 26 | 41 | 4 | 4 | 8 | | 2 | -2 | 3 | 3 | 6 |
| 10-14 | 14 | 16 | 30 | 12 | 12 | 24 | 2 | 4 | 6 | | 2 | -2 | 6 | 1 | 7 |
| 15-19 | 10 | 15 | 25 | 16 | 49 | 65 | -6 | -34 | -40 | | 6 | -6 | 4 | 10 | 14 |
| 20-24 | 38 | 49 | 87 | 73 | 89 | 162 | -35 | -40 | -75 | 2 | 8 | -6 | 8 | 13 | 21 |
| 25-29 | 56 | 45 | 101 | 55 | 27 | 82 | 1 | 18 | 19 | 4 | 3 | 1 | 16 | 7 | 23 |
| 30-34 | 35 | 21 | 56 | 32 | 26 | 58 | 3 | -5 | -2 | 2 | 4 | -2 | 6 | 5 | 11 |
| 35-39 | 16 | 10 | 26 | 20 | 18 | 38 | -4 | -8 | -12 | | 4 | -4 | 3 | 1 | 4 |
| 40-44 | 4 | 9 | 13 | 7 | 6 | 13 | -3 | 3 | | 2 | 1 | 1 | 2 | | 2 |
| 45-49 | 9 | 6 | 15 | 12 | 4 | 16 | -3 | 2 | -1 | 2 | 1 | 1 | 3 | 2 | 5 |
| 50-54 | 3 | 5 | 8 | 3 | 4 | 7 | | 1 | 1 | 1 | | 1 | 1 | 1 | 2 |
| 55-59 | 4 | 5 | 9 | 6 | 6 | 12 | -2 | -1 | -3 | 1 | 1 | | 2 | 2 | 4 |
| 60-64 | 6 | 7 | 13 | 5 | 7 | 12 | 1 | | 1 | | | | 2 | 4 | 6 |
| 65-69 | 6 | 8 | 14 | 8 | 6 | 14 | -2 | 2 | | | | | 2 | | 2 |
| 70-74 | 5 | 2 | 7 | 4 | 2 | 6 | 1 | | 1 | | | | 4 | 2 | 6 |
| 75-79 | | | | 2 | | 2 | -2 | | -2 | | | | | 1 | 1 |
| 80-84 | | | | | 2 | 2 | | -2 | -2 | | | | | | |
| 85- | | | | | | | | | | | | | | 1 | 1 |
| SUMMA | 264 | 257 | 521 | 305 | 309 | 614 | -41 | -52 | -93 | 17 | 36 | -19 | 70 | 62 | 132 |
| KOMMUN 05 62 | FINSPIÅNG | | | | | | | | | | | | | | |
| - 4 | 75 | 47 | 122 | 83 | 60 | 143 | -8 | -13 | -21 | 26 | 32 | -6 | 17 | 21 | 38 |
| 5- 9 | 43 | 45 | 88 | 59 | 57 | 116 | -16 | -12 | -28 | 13 | 43 | -30 | 10 | 8 | 18 |
| 10-14 | 24 | 26 | 50 | 41 | 35 | 76 | -17 | -9 | -26 | 13 | 15 | -2 | 4 | 5 | 9 |
| 15-19 | 26 | 27 | 53 | 38 | 58 | 96 | -12 | -31 | -43 | 16 | 19 | -3 | 15 | 17 | 32 |
| 20-24 | 100 | 103 | 203 | 128 | 121 | 249 | -28 | -18 | -46 | 36 | 44 | -8 | 28 | 31 | 59 |
| 25-29 | 116 | 100 | 216 | 143 | 85 | 228 | -27 | 15 | -12 | 37 | 59 | -22 | 31 | 17 | 48 |
| 30-34 | 75 | 43 | 118 | 79 | 61 | 140 | -4 | -18 | -22 | 11 | 26 | -15 | 6 | 5 | 11 |
| 35-39 | 21 | 22 | 43 | 44 | 26 | 70 | -23 | -4 | -27 | 9 | 22 | -13 | 4 | 7 | 11 |
| 40-44 | 13 | 15 | 28 | 22 | 28 | 50 | -9 | -13 | -22 | 7 | 15 | -8 | 3 | 5 | 8 |
| 45-49 | 17 | 17 | 34 | 31 | 20 | 51 | -14 | -3 | -17 | 7 | 10 | -3 | 6 | 1 | 7 |
| 50-54 | 14 | 14 | 28 | 10 | 9 | 19 | 4 | 5 | 9 | 1 | 2 | -1 | 1 | 3 | 4 |
| 55-59 | 4 | 9 | 13 | 6 | 7 | 13 | -2 | 2 | | | 2 | -2 | 2 | 3 | 5 |
| 60-64 | 6 | 11 | 17 | 7 | 8 | 15 | -1 | 3 | 2 | 1 | 3 | -2 | 3 | 3 | 6 |
| 65-69 | 12 | 7 | 19 | 7 | 6 | 13 | 5 | 1 | 6 | | | | 4 | 4 | 8 |
| 70-74 | 5 | 8 | 13 | 2 | 8 | 10 | 3 | | 3 | 1 | | 1 | 3 | 2 | 5 |
| 75-79 | | 2 | 2 | 1 | 1 | 2 | -1 | 1 | | | | | 3 | | 3 |
| 80-84 | 4 | 4 | 8 | 1 | | 1 | 3 | 4 | 7 | | | | 2 | 2 | 4 |
| 85- | 1 | 3 | 4 | | 1 | 1 | 1 | 2 | 3 | | | | | 2 | 2 |
| SUMMA | 556 | 503 | 1059 | 702 | 591 | 1293 | -146 | -88 | -234 | 178 | 292 | -114 | 142 | 136 | 278 |

Tabell 6 (forts) Flyttningar efter kön, ålder och medborgarskap för kommuner 1975

| ÅLDER VID ÅRETS SLUT | INFLYTTNING | | | UTFLYTTNING | | | NETTOINFLYTTNING | | | OMFLYTTNING AV UTLÄNNINGAR | | | FLYTTNINGAR INOM OMRADET | | |
|---------------------------|-------------|------|-------|-------------|------|-------|------------------|------|-------|-------------------------------|-----|-------|-----------------------------|------|-------|
| | M | KV | SUMMA | M | KV | SUMMA | M | KV | SUMMA | IN | UT | NETTO | M | KV | SUMMA |
| KOMMUN 05 63 VALDEMARSVIK | | | | | | | | | | | | | | | |
| - 4 | 23 | 26 | 49 | 21 | 25 | 46 | 2 | 1 | 3 | 3 | 7 | -4 | 13 | 7 | 20 |
| 5- 9 | 25 | 18 | 43 | 20 | 25 | 45 | 5 | -7 | -2 | 7 | 19 | -12 | 9 | 15 | 24 |
| 10-14 | 17 | 19 | 36 | 15 | 8 | 23 | 2 | 11 | 13 | 9 | 5 | 4 | 5 | 8 | 13 |
| 15-19 | 15 | 20 | 35 | 15 | 35 | 50 | | -15 | -15 | 9 | 10 | -1 | 5 | 8 | 13 |
| 20-24 | 24 | 25 | 49 | 30 | 42 | 72 | -6 | -17 | -23 | 2 | 9 | -7 | 12 | 14 | 26 |
| 25-29 | 35 | 41 | 76 | 41 | 34 | 75 | -6 | 7 | 1 | 9 | 17 | -8 | 13 | 12 | 25 |
| 30-34 | 26 | 15 | 41 | 39 | 17 | 56 | -13 | -2 | -15 | 6 | 12 | -6 | 8 | 5 | 13 |
| 35-39 | 12 | 15 | 27 | 16 | 4 | 20 | -4 | 11 | 7 | 5 | 7 | -2 | 7 | 4 | 11 |
| 40-44 | 15 | 10 | 25 | 5 | 2 | 7 | 10 | 8 | 18 | 2 | | 2 | 6 | 2 | 8 |
| 45-49 | 5 | 2 | 7 | 4 | 9 | 13 | 1 | -7 | -6 | 1 | | -1 | 3 | 2 | 5 |
| 50-54 | 6 | 5 | 11 | 2 | 4 | 6 | 4 | 1 | 5 | | 3 | -3 | 4 | 6 | 10 |
| 55-59 | 2 | 6 | 8 | 2 | 4 | 6 | | 2 | 2 | 1 | 2 | -1 | 3 | 1 | 4 |
| 60-64 | 4 | 3 | 7 | 3 | 5 | 8 | 1 | -2 | -1 | | | | | 1 | 1 |
| 65-69 | 7 | 4 | 11 | 6 | 6 | 12 | 1 | -2 | -1 | 1 | 1 | | 4 | 2 | 6 |
| 70-74 | 1 | 4 | 5 | 2 | 3 | 5 | -1 | 1 | | | | | | 2 | 2 |
| 75-79 | 1 | | 1 | | | | 1 | | 1 | | | | 2 | | 2 |
| 80-84 | | | | 1 | | 1 | -1 | | -1 | | | | | | |
| 85- | | | | | | | | | | | | | 1 | 1 | 2 |
| SUMMA | 218 | 213 | 431 | 222 | 223 | 445 | -4 | -10 | -14 | 55 | 94 | -39 | 95 | 90 | 185 |
| KOMMUN 05 80 LINKÖPING | | | | | | | | | | | | | | | |
| - 4 | 241 | 259 | 500 | 258 | 259 | 517 | -17 | | -17 | 56 | 33 | 23 | 347 | 315 | 662 |
| 5- 9 | 161 | 152 | 313 | 149 | 153 | 302 | 12 | -1 | 11 | 35 | 22 | 13 | 236 | 206 | 442 |
| 10-14 | 103 | 106 | 209 | 90 | 99 | 189 | 13 | 7 | 20 | 25 | 8 | 17 | 124 | 148 | 272 |
| 15-19 | 115 | 231 | 346 | 86 | 111 | 197 | 29 | 120 | 149 | 23 | 10 | 13 | 220 | 418 | 638 |
| 20-24 | 561 | 691 | 1252 | 289 | 547 | 836 | 272 | 144 | 416 | 78 | 30 | 48 | 725 | 774 | 1499 |
| 25-29 | 559 | 416 | 975 | 591 | 487 | 1078 | -32 | -71 | -103 | 90 | 49 | 41 | 743 | 523 | 1266 |
| 30-34 | 289 | 238 | 527 | 288 | 212 | 500 | 1 | 26 | 27 | 44 | 29 | 15 | 443 | 306 | 749 |
| 35-39 | 147 | 105 | 252 | 138 | 102 | 240 | 9 | 3 | 12 | 31 | 27 | 4 | 238 | 170 | 408 |
| 40-44 | 94 | 68 | 162 | 68 | 55 | 123 | 26 | 13 | 39 | 21 | 10 | 11 | 144 | 130 | 274 |
| 45-49 | 70 | 55 | 125 | 52 | 49 | 101 | 18 | 6 | 24 | 8 | 7 | 1 | 157 | 122 | 279 |
| 50-54 | 58 | 55 | 113 | 38 | 34 | 72 | 20 | 21 | 41 | 11 | 5 | 6 | 149 | 119 | 268 |
| 55-59 | 44 | 38 | 82 | 28 | 24 | 52 | 16 | 14 | 30 | | 1 | -1 | 115 | 108 | 223 |
| 60-64 | 41 | 46 | 87 | 23 | 27 | 50 | 18 | 19 | 37 | 2 | 1 | 1 | 91 | 84 | 175 |
| 65-69 | 47 | 44 | 91 | 21 | 23 | 44 | 26 | 21 | 47 | 3 | 3 | | 70 | 76 | 146 |
| 70-74 | 29 | 21 | 50 | 5 | 12 | 17 | 24 | 9 | 33 | | | -1 | 41 | 80 | 121 |
| 75-79 | 13 | 18 | 31 | 3 | 7 | 10 | 10 | 11 | 21 | 1 | 1 | | 31 | 43 | 74 |
| 80-84 | 7 | 6 | 13 | 4 | 6 | 10 | 3 | | 3 | 1 | 1 | | 21 | 21 | 42 |
| 85- | 3 | 5 | 8 | | 1 | 1 | 3 | 4 | 7 | 1 | | 1 | 14 | 17 | 31 |
| SUMMA | 2582 | 2554 | 5136 | 2131 | 2208 | 4339 | 451 | 346 | 797 | 430 | 238 | 192 | 3909 | 3660 | 7569 |
| KOMMUN 05 81 NORRKÖPING | | | | | | | | | | | | | | | |
| - 4 | 227 | 214 | 441 | 250 | 206 | 456 | -23 | 8 | -15 | 94 | 106 | -12 | 417 | 407 | 824 |
| 5- 9 | 155 | 150 | 305 | 194 | 176 | 370 | -39 | -26 | -65 | 65 | 104 | -39 | 273 | 267 | 540 |
| 10-14 | 123 | 104 | 227 | 116 | 116 | 232 | 7 | -12 | -5 | 36 | 59 | -23 | 180 | 209 | 389 |
| 15-19 | 145 | 181 | 326 | 119 | 166 | 285 | 26 | 15 | 41 | 64 | 63 | 1 | 291 | 491 | 782 |
| 20-24 | 327 | 385 | 712 | 350 | 452 | 802 | -23 | -67 | -90 | 151 | 128 | 23 | 887 | 958 | 1845 |
| 25-29 | 450 | 359 | 809 | 466 | 396 | 862 | -16 | -37 | -53 | 158 | 159 | -1 | 889 | 587 | 1476 |
| 30-34 | 293 | 173 | 466 | 287 | 216 | 503 | 6 | -43 | -37 | 64 | 103 | -39 | 583 | 306 | 889 |
| 35-39 | 142 | 105 | 247 | 173 | 104 | 277 | -31 | 1 | -30 | 38 | 73 | -35 | 294 | 199 | 493 |
| 40-44 | 100 | 87 | 187 | 99 | 75 | 174 | 1 | 12 | 13 | 30 | 48 | -18 | 215 | 160 | 375 |
| 45-49 | 100 | 74 | 174 | 78 | 75 | 153 | 22 | -1 | 21 | 22 | 41 | -19 | 196 | 147 | 343 |
| 50-54 | 64 | 54 | 118 | 67 | 48 | 115 | -3 | 6 | 3 | 10 | 17 | -7 | 170 | 140 | 310 |
| 55-59 | 46 | 40 | 86 | 46 | 59 | 105 | | -19 | -19 | 4 | 7 | -3 | 133 | 132 | 265 |
| 60-64 | 24 | 27 | 51 | 41 | 44 | 85 | -17 | -17 | -34 | 2 | 2 | | 119 | 131 | 250 |
| 65-69 | 32 | 23 | 55 | 49 | 43 | 92 | -17 | -20 | -37 | 6 | 2 | 4 | 118 | 128 | 246 |
| 70-74 | 12 | 23 | 35 | 20 | 25 | 45 | -8 | -2 | -10 | 5 | 1 | 4 | 66 | 98 | 164 |
| 75-79 | 4 | 8 | 12 | 6 | 16 | 22 | -2 | -8 | -10 | 2 | 2 | | 42 | 66 | 108 |
| 80-84 | 1 | 7 | 8 | 4 | 3 | 7 | -3 | 4 | 1 | | | | 28 | 41 | 69 |
| 85- | 2 | 1 | 3 | 4 | 4 | 8 | -2 | -3 | -5 | | 2 | -2 | 21 | 29 | 50 |
| SUMMA | 2247 | 2015 | 4262 | 2369 | 2224 | 4593 | -122 | -209 | -331 | 751 | 917 | -166 | 4922 | 4496 | 9418 |

| ÅLDER VID ÅRETS SLUT | INFLYTTNING | | | UTFLYTTNING | | | NETTOINFLYTTNING | | | OMFLYTTNING AV UTLÄNNINGAR | | | FLYTTNINGAR INOM OMRÅDET | | |
|--------------------------|-------------|-----|-------|-------------|-----|-------|------------------|-----|-------|-------------------------------|-----|-------|-----------------------------|-----|-------|
| | M | KV | SUMMA | M | KV | SUMMA | M | KV | SUMMA | IN | UT | NETTO | M | KV | SUMMA |
| KOMMUN 05 82 SÖDERKÖPING | | | | | | | | | | | | | | | |
| - 4 | 51 | 47 | 98 | 22 | 23 | 45 | 29 | 24 | 53 | 12 | 1 | 11 | 10 | 12 | 22 |
| 5- 9 | 38 | 25 | 63 | 22 | 17 | 39 | 16 | 8 | 24 | 7 | 1 | 6 | 10 | 14 | 24 |
| 10-14 | 20 | 15 | 35 | 25 | 11 | 36 | -5 | 4 | -1 | 2 | 6 | -4 | 12 | 8 | 20 |
| 15-19 | 20 | 22 | 42 | 19 | 31 | 50 | 1 | -9 | -8 | 1 | 2 | -1 | 10 | 17 | 27 |
| 20-24 | 43 | 48 | 91 | 60 | 60 | 120 | -17 | -12 | -29 | 2 | 4 | -2 | 33 | 19 | 52 |
| 25-29 | 58 | 65 | 123 | 44 | 26 | 70 | 14 | 39 | 53 | 4 | 1 | 3 | 20 | 18 | 38 |
| 30-34 | 50 | 46 | 96 | 27 | 29 | 56 | 23 | 17 | 40 | 2 | 1 | 1 | 20 | 18 | 38 |
| 35-39 | 30 | 10 | 40 | 17 | 13 | 30 | 13 | -3 | 10 | 5 | 3 | 2 | 7 | 7 | 14 |
| 40-44 | 14 | 16 | 30 | 11 | 4 | 15 | 3 | 12 | 15 | 1 | 1 | 1 | 8 | 10 | 18 |
| 45-49 | 12 | 11 | 23 | 14 | 12 | 26 | -2 | -1 | -3 | | 1 | -1 | 8 | 4 | 12 |
| 50-54 | 13 | 12 | 25 | 2 | 7 | 9 | 11 | 5 | 16 | | | | 3 | 2 | 5 |
| 55-59 | 9 | 7 | 16 | 6 | 6 | 12 | 3 | 1 | 4 | | | | 3 | 4 | 7 |
| 60-64 | 7 | 3 | 10 | 5 | 5 | 10 | 2 | -2 | | 2 | 1 | 1 | 3 | 3 | 6 |
| 65-69 | 8 | 6 | 14 | 3 | 2 | 5 | 5 | 4 | 9 | | | | 3 | 3 | 6 |
| 70-74 | 4 | 2 | 6 | 1 | 4 | 5 | 3 | -2 | 1 | | | | 3 | 3 | 6 |
| 75-79 | 2 | 3 | 5 | 2 | 3 | 5 | | | | | | | 2 | 2 | 4 |
| 80-84 | | | | 1 | | 1 | -1 | | -1 | | | | 2 | | 2 |
| 85- | | | | | | | | | | | | | | | |
| SUMMA | 379 | 338 | 717 | 281 | 253 | 534 | 98 | 85 | 183 | 38 | 21 | 17 | 157 | 144 | 301 |
| KOMMUN 05 83 MOTALA | | | | | | | | | | | | | | | |
| - 4 | 94 | 110 | 204 | 87 | 79 | 166 | 7 | 31 | 38 | 29 | 40 | -11 | 54 | 61 | 115 |
| 5- 9 | 59 | 62 | 121 | 69 | 58 | 127 | -10 | 4 | -6 | 31 | 36 | -5 | 41 | 44 | 85 |
| 10-14 | 44 | 39 | 83 | 34 | 42 | 76 | 10 | -3 | 7 | 17 | 25 | -8 | 18 | 24 | 42 |
| 15-19 | 57 | 89 | 146 | 48 | 65 | 113 | 9 | 24 | 33 | 39 | 24 | 15 | 42 | 57 | 99 |
| 20-24 | 155 | 172 | 327 | 209 | 231 | 440 | -54 | -59 | -113 | 65 | 66 | -1 | 91 | 97 | 188 |
| 25-29 | 166 | 122 | 288 | 202 | 142 | 344 | -36 | -20 | -56 | 61 | 78 | -17 | 79 | 70 | 149 |
| 30-34 | 99 | 71 | 170 | 103 | 72 | 175 | -4 | -1 | -5 | 38 | 38 | | 50 | 36 | 86 |
| 35-39 | 45 | 41 | 86 | 54 | 38 | 92 | -9 | 3 | -6 | 16 | 28 | -12 | 15 | 19 | 34 |
| 40-44 | 40 | 23 | 63 | 32 | 19 | 51 | 8 | 4 | 12 | 13 | 6 | 7 | 21 | 12 | 33 |
| 45-49 | 30 | 20 | 50 | 33 | 14 | 47 | -3 | 6 | 3 | 10 | 9 | 1 | 15 | 9 | 24 |
| 50-54 | 14 | 17 | 31 | 20 | 17 | 37 | -6 | | -6 | 1 | 6 | -5 | 11 | 8 | 19 |
| 55-59 | 15 | 14 | 29 | 15 | 18 | 33 | | -4 | -4 | 8 | 7 | 1 | 6 | 16 | 22 |
| 60-64 | 7 | 15 | 22 | 19 | 14 | 33 | -12 | 1 | -11 | 2 | 3 | -1 | 7 | 8 | 15 |
| 65-69 | 12 | 11 | 23 | 11 | 18 | 29 | 1 | -7 | -6 | 1 | 2 | -1 | 11 | 8 | 19 |
| 70-74 | 7 | 12 | 19 | 12 | 12 | 24 | -5 | | -5 | | | | 6 | 12 | 18 |
| 75-79 | 3 | 1 | 4 | 5 | 6 | 11 | -2 | -5 | -7 | 1 | 2 | -1 | 4 | 12 | 16 |
| 80-84 | 2 | 4 | 6 | 2 | 3 | 5 | | 1 | 1 | 1 | 1 | | 2 | 3 | 5 |
| 85- | 1 | 2 | 3 | 1 | | 1 | | 2 | 2 | | | | 4 | 3 | 7 |
| SUMMA | 850 | 825 | 1675 | 956 | 848 | 1804 | -106 | -23 | -129 | 333 | 371 | -38 | 477 | 499 | 976 |
| KOMMUN 05 86 MJÖLBY | | | | | | | | | | | | | | | |
| - 4 | 70 | 87 | 157 | 55 | 73 | 128 | 15 | 14 | 29 | 11 | 19 | -8 | 61 | 55 | 116 |
| 5- 9 | 65 | 49 | 114 | 48 | 41 | 89 | 17 | 8 | 25 | 6 | 13 | -7 | 49 | 46 | 95 |
| 10-14 | 18 | 34 | 52 | 34 | 30 | 64 | -16 | 4 | -12 | 3 | 5 | -2 | 24 | 35 | 59 |
| 15-19 | 41 | 38 | 79 | 33 | 54 | 87 | 8 | -16 | -8 | 7 | 4 | 3 | 20 | 50 | 70 |
| 20-24 | 59 | 110 | 169 | 100 | 131 | 231 | -41 | -21 | -62 | 10 | 12 | -2 | 59 | 61 | 120 |
| 25-29 | 126 | 107 | 233 | 112 | 104 | 216 | 14 | 3 | 17 | 9 | 27 | -18 | 89 | 70 | 159 |
| 30-34 | 81 | 56 | 137 | 58 | 39 | 97 | 23 | 17 | 40 | 5 | 10 | -5 | 51 | 49 | 100 |
| 35-39 | 31 | 24 | 55 | 50 | 27 | 77 | -19 | -3 | -22 | 6 | 9 | -3 | 46 | 21 | 67 |
| 40-44 | 20 | 11 | 31 | 18 | 18 | 36 | 2 | -7 | -5 | | 2 | -2 | 20 | 19 | 39 |
| 45-49 | 21 | 19 | 40 | 19 | 18 | 37 | 2 | 1 | 3 | 1 | 1 | | 9 | 13 | 22 |
| 50-54 | 16 | 7 | 23 | 16 | 15 | 31 | | -8 | -8 | 2 | 1 | 1 | 14 | 13 | 27 |
| 55-59 | 14 | 15 | 29 | 13 | 17 | 30 | 1 | -2 | -1 | 1 | 2 | -1 | 11 | 11 | 22 |
| 60-64 | 10 | 19 | 29 | 15 | 13 | 28 | -5 | 6 | 1 | | | | 10 | 6 | 16 |
| 65-69 | 18 | 19 | 37 | 8 | 4 | 12 | 10 | 15 | 25 | | | | 13 | 10 | 23 |
| 70-74 | 12 | 10 | 22 | 9 | 5 | 14 | 3 | 5 | 8 | | | | 7 | 5 | 12 |
| 75-79 | 12 | 3 | 15 | 2 | 5 | 7 | 10 | -2 | 8 | | | | 5 | 5 | 10 |
| 80-84 | 1 | 2 | 3 | 2 | 2 | 4 | -1 | | -1 | | | | 4 | 4 | 8 |
| 85- | 1 | | 1 | 3 | 2 | 5 | -2 | -2 | -4 | | | | 2 | 2 | 4 |
| SUMMA | 616 | 610 | 1226 | 595 | 598 | 1193 | 21 | 12 | 33 | 61 | 105 | -44 | 494 | 475 | 969 |

Tabell 6 (forts) Flyttingar efter kön, ålder och medborgarskap för kommuner 1975

| ÅLDER VID ÅRETS SLUT | INFLYTTNING | | | UTFLYTTNING | | | NETTOINFLYTTNING | | | OMFLYTTNING AV UTLÄNNINGAR | | | FLYTTNINGAR INOM OMRÅDET | | |
|-------------------------|-------------|-----|-------|-------------|-----|-------|------------------|-----|-------|-------------------------------|-----|-------|-----------------------------|-----|-------|
| | M | KV | SUMMA | M | KV | SUMMA | M | KV | SUMMA | IN | UT | NETTO | M | KV | SUMMA |
| KOMMUN 06 04 ANEBY | | | | | | | | | | | | | | | |
| - 4 | 22 | 16 | 38 | 12 | 9 | 21 | 10 | 7 | 17 | 4 | | 4 | 11 | 12 | 23 |
| 5- 9 | 9 | 11 | 20 | 6 | 7 | 13 | 3 | 4 | 7 | | | | 9 | 8 | 17 |
| 10-14 | 5 | 10 | 15 | 4 | 3 | 7 | 1 | 7 | 8 | 5 | 1 | 4 | 3 | 5 | 8 |
| 15-19 | 9 | 14 | 23 | 6 | 18 | 24 | 3 | -4 | -1 | 2 | | 2 | 8 | 5 | 13 |
| 20-24 | 19 | 31 | 50 | 34 | 24 | 58 | -15 | 7 | -8 | 5 | 2 | 3 | 4 | 11 | 15 |
| 25-29 | 24 | 24 | 48 | 21 | 23 | 44 | 3 | 1 | 4 | 4 | 3 | 1 | 13 | 13 | 26 |
| 30-34 | 15 | 15 | 30 | 13 | 9 | 22 | 2 | 6 | 8 | 3 | 1 | 2 | 8 | 8 | 16 |
| 35-39 | 7 | 9 | 16 | 6 | 6 | 12 | 1 | 9 | 10 | 1 | | 1 | 2 | 2 | 4 |
| 40-44 | 6 | 5 | 11 | 1 | 1 | 2 | 5 | 5 | 10 | 1 | | 1 | 4 | 5 | 9 |
| 45-49 | 6 | 5 | 11 | 1 | 2 | 3 | 5 | 3 | 8 | 2 | | 2 | 2 | 2 | 4 |
| 50-54 | 3 | 4 | 7 | 3 | 1 | 4 | | 3 | 3 | 2 | | 2 | 4 | 2 | 6 |
| 55-59 | 6 | 8 | 14 | 5 | 3 | 8 | 1 | 5 | 6 | | | | 4 | 4 | 8 |
| 60-64 | 5 | 3 | 8 | 1 | 3 | 4 | 4 | | 4 | | | | 1 | | 1 |
| 65-69 | 3 | 5 | 8 | 3 | 3 | 6 | | 2 | 2 | | | | 1 | 3 | 4 |
| 70-74 | 2 | 2 | 4 | 2 | 1 | 3 | | 1 | 1 | | | | 3 | 2 | 5 |
| 75-79 | 1 | | 1 | 2 | 3 | 5 | -1 | -3 | -4 | | | | 1 | 3 | 4 |
| 80-84 | 1 | | 1 | | | | 1 | | 1 | | | | | 2 | 2 |
| 85- | | 1 | 1 | 1 | 1 | 2 | -1 | | -1 | | | | 1 | 1 | 2 |
| SUMMA | 143 | 163 | 306 | 121 | 110 | 231 | 22 | 53 | 75 | 29 | 7 | 22 | 79 | 88 | 167 |
| KOMMUN 06 17 GNOSJÖ | | | | | | | | | | | | | | | |
| - 4 | 38 | 35 | 73 | 21 | 37 | 58 | 17 | -2 | 15 | 29 | 11 | 18 | 7 | 20 | 27 |
| 5- 9 | 28 | 26 | 54 | 12 | 13 | 25 | 16 | 13 | 29 | 21 | 10 | 11 | 10 | 8 | 18 |
| 10-14 | 17 | 13 | 30 | 20 | 13 | 33 | -3 | | -3 | 13 | 13 | | 3 | 2 | 5 |
| 15-19 | 16 | 27 | 43 | 14 | 33 | 47 | 2 | -6 | -4 | 18 | 11 | 7 | 2 | 9 | 11 |
| 20-24 | 40 | 67 | 107 | 39 | 53 | 92 | 1 | 14 | 15 | 34 | 23 | 11 | 8 | 13 | 21 |
| 25-29 | 52 | 41 | 93 | 41 | 35 | 76 | 11 | 6 | 17 | 34 | 19 | 15 | 13 | 17 | 30 |
| 30-34 | 23 | 19 | 42 | 18 | 14 | 32 | 5 | 5 | 10 | 14 | 11 | 3 | 11 | 4 | 15 |
| 35-39 | 14 | 8 | 22 | 13 | 11 | 24 | 1 | -3 | -2 | 14 | 9 | 5 | 2 | 5 | 7 |
| 40-44 | 11 | 9 | 20 | 5 | 4 | 9 | 6 | 5 | 11 | 6 | 4 | 2 | 3 | | 3 |
| 45-49 | 11 | 6 | 17 | 6 | 3 | 9 | 5 | 3 | 8 | 2 | 1 | 1 | 6 | 2 | 8 |
| 50-54 | 4 | 4 | 8 | 6 | 5 | 11 | -2 | -1 | -3 | | | -1 | 2 | 2 | 4 |
| 55-59 | 1 | 5 | 6 | 3 | 3 | 6 | -2 | 2 | | 2 | 2 | | 2 | 1 | 3 |
| 60-64 | 4 | 3 | 7 | 3 | 3 | 6 | 1 | | 1 | | 1 | -1 | | | |
| 65-69 | 4 | 4 | 8 | 2 | 5 | 7 | 2 | -1 | 1 | 3 | 2 | 1 | | | |
| 70-74 | 1 | | 1 | 1 | 1 | 1 | 1 | -1 | | | | | 1 | | 1 |
| 75-79 | 1 | | 1 | 1 | | 1 | | | | | | | | | |
| 80-84 | | | | | | | | | | | | | | | |
| 85- | | | | | | | | | | | | | | | |
| SUMMA | 265 | 267 | 532 | 204 | 233 | 437 | 61 | 34 | 95 | 190 | 118 | 72 | 70 | 83 | 153 |
| KOMMUN 06 62 GISLAVED | | | | | | | | | | | | | | | |
| - 4 | 76 | 82 | 158 | 80 | 72 | 152 | -4 | 10 | 6 | 62 | 46 | 16 | 33 | 26 | 59 |
| 5- 9 | 58 | 45 | 103 | 50 | 41 | 91 | 8 | 4 | 12 | 44 | 36 | 8 | 21 | 11 | 32 |
| 10-14 | 39 | 32 | 71 | 39 | 28 | 67 | | 4 | 4 | 27 | 29 | -2 | 8 | 7 | 15 |
| 15-19 | 51 | 73 | 124 | 44 | 80 | 124 | 7 | -7 | | 55 | 37 | 18 | 16 | 31 | 47 |
| 20-24 | 134 | 134 | 268 | 133 | 175 | 308 | 1 | -41 | -40 | 127 | 88 | 39 | 39 | 60 | 99 |
| 25-29 | 134 | 95 | 229 | 120 | 86 | 206 | 14 | 9 | 23 | 83 | 69 | 14 | 35 | 31 | 66 |
| 30-34 | 73 | 45 | 118 | 82 | 42 | 124 | -9 | 3 | -6 | 40 | 34 | 6 | 19 | 9 | 28 |
| 35-39 | 33 | 20 | 53 | 46 | 23 | 69 | -13 | -3 | -16 | 20 | 33 | -13 | 14 | 6 | 20 |
| 40-44 | 14 | 14 | 28 | 35 | 19 | 54 | -21 | -5 | -26 | 12 | 26 | -14 | 8 | 9 | 17 |
| 45-49 | 20 | 12 | 32 | 23 | 9 | 32 | -3 | 3 | | 15 | 15 | | 7 | 7 | 14 |
| 50-54 | 11 | 6 | 17 | 15 | 15 | 30 | -4 | -9 | -13 | 8 | 8 | | 5 | 3 | 8 |
| 55-59 | 10 | 9 | 19 | 13 | 8 | 21 | -3 | 1 | -2 | 4 | 4 | | 3 | 2 | 5 |
| 60-64 | 7 | 4 | 11 | 9 | 7 | 16 | -2 | -3 | -5 | 2 | 3 | -1 | 2 | 1 | 3 |
| 65-69 | 4 | 11 | 15 | 6 | 5 | 11 | -2 | 6 | 4 | 4 | 2 | 2 | 4 | 2 | 6 |
| 70-74 | 2 | 1 | 3 | 2 | 4 | 6 | | -3 | -3 | | 1 | -1 | 2 | 3 | 5 |
| 75-79 | 1 | 3 | 4 | | | | 1 | 3 | 4 | 2 | | 2 | 5 | 4 | 9 |
| 80-84 | 2 | 2 | 4 | 1 | 2 | 3 | 1 | | 1 | 1 | | 1 | 1 | 1 | 2 |
| 85- | 4 | 1 | 5 | 2 | | 2 | 2 | 1 | 3 | 2 | | 2 | 3 | 2 | 5 |
| SUMMA | 673 | 589 | 1262 | 700 | 616 | 1316 | -27 | -27 | -54 | 508 | 431 | 77 | 225 | 215 | 440 |

| ÅLDER VID ÅRETS SLUT | INFLYTTNING | | | UTFLYTTNING | | | NETTOINFLYTTNING | | | OMFLYTTNING AV UTLYNNINGAR | | | FLYTTNINGAR INOM OMRÅDET | | |
|-------------------------|-------------|------|-------|-------------|------|-------|------------------|------|-------|-------------------------------|-----|-------|-----------------------------|------|-------|
| | M | KV | SUMMA | M | KV | SUMMA | M | KV | SUMMA | IN | UT | NETTO | M | KV | SUMMA |
| KOMMUN 06 65 VÄGGERYD | | | | | | | | | | | | | | | |
| - 4 | 49 | 41 | 90 | 25 | 34 | 59 | 24 | 7 | 31 | 7 | 10 | -3 | 8 | 7 | 15 |
| 5- 9 | 32 | 19 | 51 | 18 | 18 | 36 | 14 | 1 | 15 | 1 | 5 | -4 | 4 | 4 | 8 |
| 10-14 | 17 | 12 | 29 | 15 | 14 | 29 | 2 | -2 | | | 3 | -3 | | 2 | 2 |
| 15-19 | 13 | 21 | 34 | 16 | 37 | 53 | -3 | -16 | -19 | 6 | 6 | | 9 | 6 | 15 |
| 20-24 | 21 | 54 | 75 | 38 | 64 | 102 | -17 | -10 | -27 | 10 | 10 | | 4 | 12 | 16 |
| 25-29 | 55 | 48 | 103 | 46 | 41 | 87 | 9 | 7 | 16 | 9 | 13 | -4 | 11 | 8 | 19 |
| 30-34 | 46 | 35 | 81 | 23 | 15 | 38 | 23 | 20 | 43 | 3 | 3 | | 5 | 4 | 9 |
| 35-39 | 12 | 10 | 22 | 5 | 9 | 14 | 7 | 1 | 8 | 1 | 2 | -1 | 4 | 1 | 5 |
| 40-44 | 9 | 9 | 18 | 13 | 9 | 22 | -4 | | -4 | 3 | 1 | 2 | | | |
| 45-49 | 4 | 14 | 18 | 2 | 9 | 11 | 2 | 5 | 7 | 4 | 1 | 3 | 1 | 1 | 2 |
| 50-54 | 5 | 7 | 12 | 7 | 4 | 11 | -2 | 3 | 1 | 1 | | 1 | 2 | 1 | 3 |
| 55-59 | 5 | 5 | 10 | 5 | 6 | 11 | | -1 | -1 | 2 | 1 | 1 | | 2 | 2 |
| 60-64 | 1 | 3 | 4 | 2 | 5 | 7 | -1 | -2 | -3 | | | | 3 | 2 | 5 |
| 65-69 | 4 | 1 | 5 | 3 | 3 | 6 | 1 | -2 | -1 | | | | 1 | 1 | 2 |
| 70-74 | 1 | 3 | 4 | | | | 1 | 3 | 4 | | | | | 1 | 1 |
| 75-79 | 1 | 1 | 2 | 1 | 3 | 4 | | -2 | -2 | | | | | 1 | 1 |
| 80-84 | | | | 1 | | 1 | -1 | | -1 | | | | 3 | | 3 |
| 85- | | | | | | | | | | | | | | | |
| SUMMA | 275 | 283 | 558 | 220 | 271 | 491 | 55 | 12 | 67 | 47 | 55 | -8 | 55 | 53 | 108 |
| KOMMUN 06 80 JÖNKÖPING | | | | | | | | | | | | | | | |
| - 4 | 244 | 227 | 471 | 280 | 260 | 540 | -36 | -33 | -69 | 94 | 84 | 10 | 334 | 284 | 618 |
| 5- 9 | 152 | 161 | 313 | 200 | 187 | 387 | -48 | -26 | -74 | 56 | 47 | 9 | 186 | 204 | 390 |
| 10-14 | 101 | 103 | 204 | 122 | 119 | 241 | -21 | -16 | -37 | 41 | 42 | -1 | 125 | 126 | 251 |
| 15-19 | 110 | 177 | 287 | 108 | 146 | 254 | 2 | 31 | 33 | 47 | 35 | 12 | 151 | 311 | 462 |
| 20-24 | 358 | 476 | 834 | 335 | 503 | 838 | 23 | -27 | -4 | 119 | 93 | 26 | 575 | 638 | 1213 |
| 25-29 | 407 | 355 | 762 | 464 | 417 | 881 | -57 | -62 | -119 | 88 | 143 | -55 | 553 | 452 | 1005 |
| 30-34 | 275 | 228 | 503 | 287 | 245 | 532 | -12 | -17 | -29 | 71 | 73 | -2 | 368 | 263 | 631 |
| 35-39 | 121 | 103 | 224 | 147 | 112 | 259 | -26 | -9 | -35 | 35 | 42 | -7 | 199 | 137 | 336 |
| 40-44 | 78 | 64 | 142 | 77 | 61 | 138 | 1 | 3 | 4 | 16 | 20 | -4 | 129 | 101 | 230 |
| 45-49 | 82 | 71 | 153 | 50 | 48 | 98 | 32 | 23 | 55 | 14 | 11 | 3 | 119 | 102 | 221 |
| 50-54 | 58 | 51 | 109 | 41 | 32 | 73 | 17 | 19 | 36 | 7 | 9 | -2 | 86 | 71 | 157 |
| 55-59 | 39 | 40 | 79 | 24 | 31 | 55 | 15 | 9 | 24 | 5 | 3 | 2 | 59 | 69 | 128 |
| 60-64 | 32 | 48 | 80 | 24 | 37 | 61 | 8 | 11 | 19 | 3 | 8 | -5 | 62 | 78 | 140 |
| 65-69 | 40 | 38 | 78 | 33 | 23 | 56 | 7 | 15 | 22 | 4 | 3 | 1 | 56 | 62 | 118 |
| 70-74 | 10 | 14 | 24 | 13 | 14 | 27 | -3 | | -3 | 1 | 3 | -2 | 32 | 43 | 75 |
| 75-79 | 9 | 17 | 26 | 1 | 7 | 8 | 8 | 10 | 18 | 1 | 2 | -1 | 25 | 24 | 49 |
| 80-84 | 4 | 2 | 6 | 1 | 4 | 5 | 3 | -2 | 1 | 1 | 1 | | 17 | 24 | 41 |
| 85- | 1 | 5 | 6 | 1 | 3 | 4 | | 2 | 2 | 2 | 1 | 1 | 8 | 26 | 34 |
| SUMMA | 2121 | 2180 | 4301 | 2208 | 2249 | 4457 | -87 | -69 | -156 | 605 | 620 | -15 | 3084 | 3015 | 6099 |
| KOMMUN 06 82 NÄSSJÖ | | | | | | | | | | | | | | | |
| - 4 | 57 | 52 | 109 | 65 | 60 | 125 | -8 | -8 | -16 | 11 | 10 | 1 | 36 | 36 | 72 |
| 5- 9 | 43 | 42 | 85 | 39 | 40 | 79 | 4 | 2 | 6 | 11 | 15 | -4 | 27 | 9 | 36 |
| 10-14 | 29 | 22 | 51 | 28 | 31 | 59 | 1 | -9 | -8 | 4 | 9 | -5 | 12 | 4 | 16 |
| 15-19 | 26 | 52 | 78 | 39 | 73 | 112 | -13 | -21 | -34 | 8 | 6 | 2 | 11 | 21 | 32 |
| 20-24 | 77 | 101 | 178 | 148 | 160 | 308 | -71 | -59 | -130 | 11 | 12 | -1 | 32 | 46 | 78 |
| 25-29 | 89 | 73 | 162 | 128 | 92 | 220 | -39 | -19 | -58 | 20 | 25 | -5 | 55 | 38 | 93 |
| 30-34 | 54 | 44 | 98 | 80 | 47 | 127 | -26 | -3 | -29 | 12 | 17 | -5 | 30 | 27 | 57 |
| 35-39 | 23 | 18 | 41 | 23 | 30 | 53 | | -12 | -12 | 4 | 9 | -5 | 16 | 8 | 24 |
| 40-44 | 21 | 12 | 33 | 30 | 23 | 53 | -9 | -11 | -20 | 3 | 8 | -5 | 12 | 6 | 18 |
| 45-49 | 12 | 14 | 26 | 19 | 12 | 31 | -7 | 2 | -5 | 2 | 5 | -3 | 0 | 2 | 11 |
| 50-54 | 10 | 8 | 18 | 17 | 17 | 34 | -7 | -9 | -16 | | 1 | -1 | 2 | 4 | 6 |
| 55-59 | 13 | 10 | 23 | 15 | 18 | 33 | -2 | -8 | -10 | | 2 | -2 | 5 | 4 | 9 |
| 60-64 | 8 | 14 | 22 | 11 | 23 | 34 | -3 | -9 | -12 | | 2 | -2 | 5 | 5 | 10 |
| 65-69 | 10 | 7 | 17 | 13 | 8 | 21 | -3 | -1 | -4 | 1 | | 1 | 6 | 8 | 14 |
| 70-74 | 2 | 6 | 8 | 6 | 5 | 11 | -4 | 1 | -3 | | | | 5 | 2 | 7 |
| 75-79 | 1 | 4 | 5 | 6 | 4 | 10 | -5 | | -5 | 2 | | 2 | 1 | 7 | 8 |
| 80-84 | 1 | 1 | 2 | 2 | 3 | 5 | -1 | -2 | -3 | 1 | | 1 | 3 | 3 | 6 |
| 85- | 1 | | 1 | 1 | 1 | 2 | | -1 | -1 | | | | | 2 | 2 |
| SUMMA | 477 | 480 | 957 | 670 | 647 | 1317 | -193 | -167 | -360 | 90 | 121 | -31 | 267 | 232 | 499 |

Tabell 6 (forts) Flyttningar efter kön, ålder och medborgarskap för kommuner 1975

| ÅLDER VID ÅRETS SLUT | INFLYTTNING | | | UTFLYTTNING | | | NETTOINFLYTTNING | | | OMFLYTTNING AV UTLÄNNINGAR | | | FLYTTNINGAR INOM OMRÅDET | | |
|-------------------------|-------------|-----|-------|-------------|-----|-------|------------------|------|-------|-------------------------------|-----|-------|-----------------------------|-----|-------|
| | M | KV | SUMMA | M | KV | SUMMA | M | KV | SUMMA | IN | UT | NETTO | M | KV | SUMMA |
| KOMMUN 06 83 | VÄRNAMO | | | | | | | | | | | | | | |
| - 4 | 81 | 69 | 150 | 53 | 54 | 107 | 28 | 15 | 43 | 36 | 16 | 20 | 32 | 44 | 76 |
| 5- 9 | 58 | 52 | 110 | 51 | 34 | 85 | 7 | 18 | 25 | 19 | 17 | 2 | 23 | 21 | 44 |
| 10-14 | 33 | 33 | 66 | 24 | 24 | 48 | 9 | 9 | 18 | 13 | 10 | 3 | 9 | 13 | 22 |
| 15-19 | 47 | 68 | 115 | 41 | 57 | 98 | 6 | 11 | 17 | 18 | 20 | -2 | 14 | 34 | 48 |
| 20-24 | 94 | 168 | 262 | 109 | 150 | 259 | -15 | 18 | 3 | 44 | 32 | 12 | 42 | 70 | 112 |
| 25-29 | 118 | 98 | 216 | 113 | 99 | 212 | 5 | -1 | 4 | 48 | 30 | 18 | 59 | 43 | 102 |
| 30-34 | 65 | 49 | 114 | 73 | 49 | 122 | -8 | | -8 | 22 | 29 | -7 | 31 | 27 | 58 |
| 35-39 | 44 | 36 | 80 | 31 | 22 | 53 | 13 | 14 | 27 | 20 | 13 | 7 | 20 | 11 | 31 |
| 40-44 | 29 | 24 | 53 | 17 | 17 | 34 | 12 | 7 | 19 | 11 | 5 | 6 | 7 | 11 | 18 |
| 45-49 | 23 | 12 | 35 | 24 | 12 | 36 | -1 | | -1 | 8 | 11 | -3 | 13 | 4 | 17 |
| 50-54 | 10 | 13 | 23 | 13 | 11 | 24 | -3 | 2 | -1 | 3 | 3 | | 9 | 8 | 17 |
| 55-59 | 15 | 8 | 23 | 7 | 18 | 25 | 8 | -10 | -2 | 2 | 1 | 1 | 5 | 6 | 11 |
| 60-64 | 4 | 11 | 15 | 10 | 11 | 21 | -6 | | -6 | 2 | 2 | | 7 | 6 | 13 |
| 65-69 | 7 | 8 | 15 | 11 | 8 | 19 | -4 | | -4 | 3 | 4 | -1 | 4 | 3 | 7 |
| 70-74 | 4 | 6 | 10 | 9 | 11 | 20 | -5 | -5 | -10 | 1 | | 1 | 3 | 2 | 5 |
| 75-79 | 4 | 3 | 7 | 2 | 4 | 6 | 2 | -1 | 1 | | | | 3 | 2 | 5 |
| 80-84 | 1 | 3 | 4 | | 1 | 1 | 1 | | 2 | | | | 1 | 6 | 7 |
| 85- | 1 | 2 | 3 | | | | 1 | | 3 | | | | 3 | 4 | 7 |
| SUMMA | 638 | 663 | 1301 | 588 | 582 | 1170 | 50 | 81 | 131 | 250 | 193 | 57 | 285 | 315 | 600 |
| KOMMUN 06 84 | SÄVSJÖ | | | | | | | | | | | | | | |
| - 4 | 32 | 24 | 56 | 11 | 22 | 33 | 21 | 2 | 23 | 8 | 3 | 5 | 14 | 3 | 17 |
| 5- 9 | 20 | 17 | 37 | 12 | 5 | 17 | 8 | 12 | 20 | | 2 | -2 | 7 | 4 | 11 |
| 10-14 | 10 | 10 | 20 | 10 | 6 | 16 | | 4 | 4 | | 2 | | 3 | 3 | 6 |
| 15-19 | 11 | 19 | 30 | 16 | 23 | 39 | -5 | -4 | -9 | 4 | 4 | | 6 | 8 | 14 |
| 20-24 | 39 | 43 | 82 | 49 | 60 | 109 | -10 | -17 | -27 | 13 | 9 | 4 | 10 | 13 | 23 |
| 25-29 | 27 | 30 | 57 | 27 | 21 | 48 | | 9 | 9 | 9 | 3 | 6 | 7 | 5 | 12 |
| 30-34 | 20 | 17 | 37 | 14 | 14 | 28 | 6 | 3 | 9 | 4 | 2 | 2 | 8 | 7 | 15 |
| 35-39 | 17 | 16 | 33 | 8 | 8 | 16 | 9 | 8 | 17 | 3 | 5 | -2 | 5 | 2 | 7 |
| 40-44 | 10 | 8 | 18 | 6 | 7 | 13 | 4 | 1 | 5 | 5 | 4 | 1 | 3 | 3 | 6 |
| 45-49 | 6 | 2 | 8 | 6 | 5 | 11 | | -3 | -3 | 1 | 4 | -3 | 2 | 1 | 3 |
| 50-54 | 3 | 8 | 11 | 4 | 8 | 12 | -1 | | -1 | 1 | 1 | | 4 | 2 | 6 |
| 55-59 | 1 | 1 | 2 | 11 | 4 | 15 | -10 | -3 | -13 | | 2 | -2 | | | |
| 60-64 | 1 | 3 | 4 | 1 | 3 | 4 | | | | | 1 | -1 | 3 | 1 | 4 |
| 65-69 | 3 | 1 | 4 | 4 | 6 | 10 | -1 | -5 | -6 | | | | 1 | 1 | 1 |
| 70-74 | 1 | 2 | 3 | 3 | | 3 | -2 | 2 | | | | | 1 | 1 | 2 |
| 75-79 | 1 | 1 | 2 | | 2 | 2 | 1 | -1 | | | 1 | -1 | 2 | 1 | 3 |
| 80-84 | 1 | 1 | 2 | | | | 1 | 1 | 2 | | | | 2 | 1 | 3 |
| 85- | | 1 | 1 | | | | | 1 | 1 | | | | | | |
| SUMMA | 203 | 204 | 407 | 182 | 194 | 376 | 21 | 10 | 31 | 48 | 43 | 5 | 74 | 56 | 130 |
| KOMMUN 06 85 | VETLANDA | | | | | | | | | | | | | | |
| - 4 | 35 | 48 | 83 | 31 | 58 | 89 | 4 | -10 | -6 | 13 | 16 | -3 | 41 | 44 | 85 |
| 5- 9 | 26 | 23 | 49 | 34 | 31 | 65 | -8 | -8 | -16 | 9 | 11 | -2 | 23 | 27 | 50 |
| 10-14 | 14 | 10 | 24 | 23 | 26 | 49 | -9 | -16 | -25 | 3 | 7 | -4 | 16 | 20 | 36 |
| 15-19 | 28 | 31 | 59 | 33 | 71 | 104 | -5 | -40 | -45 | 6 | 8 | -2 | 22 | 34 | 56 |
| 20-24 | 65 | 85 | 150 | 105 | 118 | 223 | -40 | -33 | -73 | 9 | 16 | -7 | 44 | 64 | 108 |
| 25-29 | 76 | 60 | 136 | 87 | 56 | 143 | -11 | 4 | -7 | 12 | 16 | -4 | 72 | 49 | 121 |
| 30-34 | 36 | 22 | 58 | 46 | 37 | 83 | -10 | -15 | -25 | 8 | 14 | -6 | 46 | 26 | 72 |
| 35-39 | 19 | 12 | 31 | 31 | 25 | 56 | -12 | -13 | -25 | 2 | 10 | -8 | 20 | 13 | 33 |
| 40-44 | 13 | 14 | 27 | 19 | 15 | 34 | -6 | -1 | -7 | 1 | 5 | -4 | 5 | 5 | 10 |
| 45-49 | 10 | 12 | 22 | 12 | 8 | 20 | -2 | 4 | 2 | 4 | 1 | 3 | 9 | 9 | 18 |
| 50-54 | 8 | 12 | 20 | 7 | 10 | 17 | 1 | 2 | 3 | 1 | | 1 | 13 | 11 | 24 |
| 55-59 | 7 | 7 | 14 | 6 | 11 | 17 | 1 | -4 | -3 | | | | 12 | 4 | 16 |
| 60-64 | 8 | 11 | 19 | 5 | 3 | 8 | 3 | 8 | 11 | | 1 | -1 | 10 | 9 | 19 |
| 65-69 | 6 | 7 | 13 | 4 | 6 | 10 | 2 | 1 | 3 | | 1 | -1 | 8 | 5 | 13 |
| 70-74 | 5 | 5 | 10 | 4 | 3 | 7 | 1 | 2 | 3 | 1 | 2 | -1 | 8 | 6 | 14 |
| 75-79 | 2 | 2 | 4 | 1 | 3 | 4 | 1 | -1 | | | 1 | -1 | 5 | 4 | 9 |
| 80-84 | 1 | 3 | 4 | 1 | 1 | 2 | | 2 | 2 | | | | 8 | 8 | 16 |
| 85- | 1 | | 1 | 1 | | 1 | | | | | | | 3 | 4 | 7 |
| SUMMA | 360 | 364 | 724 | 450 | 482 | 932 | -90 | -118 | -208 | 70 | 109 | -39 | 365 | 342 | 707 |

| ÅLDER VID ÅRETS SLUT | INFLYTTNING | | | UTFLYTTNING | | | NETTOINFLYTTNING | | | OMFLYTTNING AV UTLÄNNINGAR | | | FLYTTNINGAR INOM OMÅRDET | | |
|-------------------------|-------------|-----|-------|-------------|-----|-------|------------------|-----|-------|-------------------------------|----|-------|-----------------------------|-----|-------|
| | M | KV | SUMMA | M | KV | SUMMA | M | KV | SUMMA | IN | UT | NETTO | M | KV | SUMMA |
| KOMMUN 06 86 EKSJÖ | | | | | | | | | | | | | | | |
| - 4 | 39 | 44 | 83 | 38 | 37 | 75 | 1 | 7 | 8 | 12 | 6 | 6 | 21 | 8 | 29 |
| 5- 9 | 36 | 32 | 68 | 35 | 22 | 57 | 1 | 10 | 11 | 15 | 9 | 6 | 8 | 10 | 18 |
| 10-14 | 11 | 26 | 37 | 11 | 17 | 28 | | 9 | 9 | 4 | 3 | 1 | 3 | 8 | 11 |
| 15-19 | 18 | 52 | 70 | 22 | 39 | 61 | -4 | 13 | 9 | 3 | 4 | -1 | 9 | 13 | 22 |
| 20-24 | 76 | 94 | 170 | 92 | 127 | 219 | -16 | -33 | -49 | 10 | 9 | 1 | 33 | 26 | 59 |
| 25-29 | 67 | 66 | 133 | 87 | 66 | 153 | -20 | | -20 | 26 | 10 | 16 | 27 | 20 | 47 |
| 30-34 | 58 | 40 | 98 | 45 | 33 | 78 | 13 | 7 | 20 | 14 | 5 | 9 | 11 | 9 | 20 |
| 35-39 | 13 | 23 | 36 | 14 | 18 | 32 | -1 | 5 | 4 | 7 | 4 | 3 | 5 | 6 | 11 |
| 40-44 | 16 | 9 | 25 | 10 | 8 | 18 | 6 | 1 | 7 | 3 | 2 | 1 | 6 | 5 | 11 |
| 45-49 | 10 | 9 | 19 | 13 | 10 | 23 | -3 | -1 | -4 | | 1 | -1 | 6 | 1 | 7 |
| 50-54 | 5 | 9 | 14 | 7 | 13 | 20 | -2 | -4 | -6 | 1 | 2 | -1 | 3 | 6 | 9 |
| 55-59 | 5 | 17 | 16 | 6 | 10 | 16 | -1 | 1 | | | | | 2 | 2 | 4 |
| 60-64 | 1 | 7 | 8 | 11 | 7 | 18 | -10 | | -10 | | 1 | -1 | 2 | 3 | 5 |
| 65-69 | 9 | 8 | 17 | 9 | 9 | 18 | | -1 | -1 | | | | | 3 | 3 |
| 70-74 | 2 | 1 | 3 | 5 | 1 | 6 | -3 | | -3 | | | | 3 | 3 | 6 |
| 75-79 | 2 | | 2 | | | | 2 | | 2 | | | | 2 | 1 | 3 |
| 80-84 | 1 | 2 | 3 | 2 | 2 | 4 | -1 | | -1 | | | | 1 | 1 | 2 |
| 85- | | | | | | | | | | | | | | | |
| SUMMA | 369 | 433 | 802 | 407 | 419 | 826 | -38 | 14 | -24 | 95 | 56 | 39 | 142 | 125 | 267 |
| KOMMUN 06 87 TRANÅS | | | | | | | | | | | | | | | |
| - 4 | 40 | 33 | 73 | 52 | 43 | 95 | -12 | -10 | -22 | 13 | 1 | 12 | 4 | 8 | 12 |
| 5- 9 | 29 | 38 | 67 | 32 | 35 | 67 | -3 | 3 | | 7 | 2 | 5 | 3 | 6 | 9 |
| 10-14 | 23 | 21 | 44 | 22 | 17 | 39 | 1 | 4 | 5 | 2 | 5 | -3 | 3 | 2 | 5 |
| 15-19 | 20 | 37 | 57 | 29 | 46 | 75 | -9 | -9 | -18 | 1 | 3 | -2 | | 7 | 7 |
| 20-24 | 48 | 81 | 129 | 72 | 110 | 182 | -24 | -29 | -53 | 9 | 3 | 6 | 13 | 15 | 28 |
| 25-29 | 63 | 51 | 114 | 80 | 64 | 144 | -17 | -13 | -30 | 7 | 3 | 4 | 11 | 5 | 16 |
| 30-34 | 47 | 31 | 78 | 58 | 38 | 96 | -11 | -7 | -18 | 6 | 4 | 2 | 6 | 3 | 9 |
| 35-39 | 23 | 21 | 44 | 15 | 21 | 36 | 8 | | 8 | 4 | 1 | 3 | 1 | 2 | 3 |
| 40-44 | 18 | 19 | 37 | 28 | 21 | 49 | -10 | -2 | -12 | 5 | 10 | -5 | 1 | | 1 |
| 45-49 | 17 | 4 | 21 | 21 | 12 | 33 | -4 | -8 | -12 | | 3 | -3 | 5 | 3 | 8 |
| 50-54 | 7 | 8 | 15 | 12 | 11 | 23 | -5 | -3 | -8 | 1 | | 1 | 1 | | 1 |
| 55-59 | 5 | 11 | 16 | 8 | 10 | 18 | -3 | 1 | -2 | | | | | 1 | 1 |
| 60-64 | 6 | 15 | 21 | 8 | 10 | 18 | -2 | 5 | 3 | | | | 2 | 4 | 6 |
| 65-69 | 21 | 9 | 30 | 10 | 8 | 18 | 11 | 1 | 12 | | 1 | -1 | 2 | | 2 |
| 70-74 | 6 | 5 | 11 | 4 | 4 | 8 | 6 | 1 | 7 | | | | 2 | | 2 |
| 75-79 | 2 | 3 | 5 | 2 | 3 | 5 | | | | | 1 | -1 | | 3 | 3 |
| 80-84 | 1 | 1 | 2 | | 3 | 3 | 1 | -2 | -1 | | | | 1 | 2 | 3 |
| 85- | | | | 1 | | 1 | -1 | | -1 | | | | | | |
| SUMMA | 376 | 388 | 764 | 450 | 456 | 906 | -74 | -68 | -142 | 55 | 37 | 18 | 55 | 61 | 116 |
| KOMMUN 07 60 UPPVIDINGE | | | | | | | | | | | | | | | |
| - 4 | 21 | 31 | 52 | 19 | 26 | 45 | 2 | 5 | 7 | 11 | 10 | 1 | 6 | 4 | 10 |
| 5- 9 | 22 | 22 | 44 | 20 | 19 | 39 | 2 | 3 | 5 | 10 | 9 | 1 | 3 | 1 | 4 |
| 10-14 | 15 | 17 | 32 | 18 | 16 | 34 | -3 | 1 | -2 | 6 | 5 | 1 | 2 | 2 | 4 |
| 15-19 | 19 | 23 | 42 | 19 | 42 | 61 | | -19 | -19 | 10 | 5 | 5 | 3 | 11 | 14 |
| 20-24 | 37 | 44 | 81 | 66 | 61 | 127 | -29 | -17 | -46 | 19 | 17 | 2 | 10 | 9 | 19 |
| 25-29 | 41 | 33 | 74 | 52 | 37 | 89 | -11 | -4 | -15 | 15 | 17 | -2 | 6 | 3 | 9 |
| 30-34 | 21 | 18 | 39 | 29 | 12 | 41 | -8 | 6 | -2 | 7 | 9 | -2 | 3 | 2 | 5 |
| 35-39 | 15 | 15 | 30 | 12 | 10 | 22 | 3 | 5 | 8 | 11 | 6 | 5 | 3 | | 3 |
| 40-44 | 10 | 8 | 18 | 11 | 5 | 16 | -1 | 3 | 2 | 5 | 4 | 1 | 1 | 1 | 2 |
| 45-49 | 8 | 3 | 11 | 6 | 5 | 11 | 2 | -2 | | | 2 | -2 | | 1 | 1 |
| 50-54 | 8 | 6 | 14 | 11 | 10 | 21 | -3 | -4 | -7 | 5 | 3 | 2 | 2 | 1 | 3 |
| 55-59 | 5 | 4 | 9 | 4 | 4 | 8 | 1 | | 1 | | | | 1 | 1 | 2 |
| 60-64 | 5 | 5 | 10 | 3 | 6 | 9 | 2 | -1 | 1 | | 1 | -1 | 2 | | 2 |
| 65-69 | 5 | 3 | 8 | 8 | 4 | 12 | -3 | -1 | -4 | | | | | | |
| 70-74 | 1 | 8 | 9 | 4 | 3 | 7 | -3 | 5 | 2 | 3 | 2 | 1 | | 1 | 1 |
| 75-79 | 2 | 4 | 6 | | 2 | 2 | 2 | 2 | 4 | | 1 | -1 | | 1 | 1 |
| 80-84 | 1 | 2 | 3 | 1 | 1 | 2 | | 1 | 1 | | 1 | -1 | 1 | 2 | 3 |
| 85- | 2 | 1 | 3 | | | | 2 | 1 | 3 | | | | | | |
| SUMMA | 238 | 247 | 485 | 283 | 263 | 546 | -45 | -16 | -61 | 102 | 92 | 10 | 43 | 40 | 83 |

Tabell 6 (forts) Flyttningar efter kön, ålder och medborgarskap för kommuner 1975

| ÅLDER VID ÅRETS SLUT | INFLYTTNING | | | UTFLYTTNING | | | NETTOINFLYTTNING | | | OMFLYTTNING AV UTLÄNNINGAR | | | FLYTTNINGAR INOM OMRÅDET | | |
|-------------------------|-------------|-----|-------|-------------|-----|-------|------------------|-----|-------|-------------------------------|-----|-------|-----------------------------|-----|-------|
| | M | KV | SUMMA | M | KV | SUMMA | M | KV | SUMMA | IN | UT | NETTO | M | KV | SUMMA |
| KOMMUN 07 61 LESSEBO | | | | | | | | | | | | | | | |
| - 4 | 42 | 31 | 73 | 28 | 18 | 46 | 14 | 13 | 27 | 14 | 10 | 4 | 3 | 1 | 4 |
| 5- 9 | 36 | 25 | 61 | 16 | 9 | 25 | 20 | 16 | 36 | 16 | 3 | 13 | 1 | 3 | 4 |
| 10-14 | 23 | 13 | 36 | 4 | 8 | 12 | 19 | 5 | 24 | 9 | 4 | 5 | 1 | 3 | 4 |
| 15-19 | 16 | 20 | 36 | 21 | 25 | 46 | -5 | -5 | -10 | 7 | 4 | 3 | 3 | 5 | 8 |
| 20-24 | 38 | 50 | 88 | 29 | 50 | 79 | 9 | 9 | 9 | 14 | 10 | 4 | 6 | 9 | 15 |
| 25-29 | 49 | 41 | 90 | 40 | 23 | 63 | 9 | 18 | 27 | 14 | 8 | 6 | 5 | 1 | 6 |
| 30-34 | 39 | 33 | 72 | 22 | 18 | 40 | 17 | 15 | 32 | 14 | 13 | 1 | 4 | 2 | 6 |
| 35-39 | 21 | 16 | 37 | 9 | 13 | 22 | 12 | 3 | 15 | 12 | 3 | 9 | | 1 | 1 |
| 40-44 | 9 | 6 | 15 | 7 | 2 | 9 | 2 | 4 | 6 | 4 | 1 | 3 | 1 | 2 | 3 |
| 45-49 | 5 | 6 | 11 | 7 | 6 | 13 | -2 | | -2 | 1 | 1 | | 1 | 1 | 2 |
| 50-54 | 2 | 4 | 6 | 3 | 4 | 7 | -1 | | -1 | 1 | | 1 | 1 | | 1 |
| 55-59 | 2 | 6 | 8 | | 2 | 2 | 2 | 4 | 6 | | | | | | |
| 60-64 | 4 | 1 | 5 | 5 | 5 | 10 | -1 | -4 | -5 | 1 | 1 | | 2 | | 2 |
| 65-69 | 6 | 2 | 8 | 5 | 2 | 7 | 1 | | 1 | | | | 1 | 1 | 2 |
| 70-74 | 3 | 3 | 6 | 2 | 4 | 6 | 1 | -1 | | | | | | 3 | 3 |
| 75-79 | | | | 3 | 2 | 5 | -3 | -2 | -5 | | | | 1 | 2 | 3 |
| 80-84 | 1 | 1 | 2 | | 1 | 1 | 1 | | 1 | | | | | | |
| 85- | | | | | | | | | | | | | | | 1 |
| SUMMA | 296 | 258 | 554 | 201 | 192 | 393 | 95 | 66 | 161 | 107 | 58 | 49 | 30 | 35 | 65 |
| KOMMUN 07 63 TINGSRYD | | | | | | | | | | | | | | | |
| - 4 | 35 | 46 | 81 | 14 | 24 | 38 | 21 | 22 | 43 | 21 | 14 | 7 | 10 | 7 | 17 |
| 5- 9 | 31 | 26 | 57 | 20 | 17 | 37 | 11 | 9 | 20 | 16 | 17 | -1 | 2 | 7 | 9 |
| 10-14 | 12 | 16 | 28 | 13 | 12 | 25 | -6 | 4 | -2 | 11 | 10 | 1 | 3 | 4 | 7 |
| 15-19 | 19 | 33 | 52 | 19 | 39 | 58 | | -6 | -6 | 12 | 7 | 5 | 8 | 14 | 22 |
| 20-24 | 51 | 58 | 109 | 69 | 77 | 146 | -18 | -19 | -37 | 20 | 14 | 6 | 15 | 19 | 34 |
| 25-29 | 64 | 42 | 106 | 49 | 39 | 88 | 15 | 3 | 18 | 27 | 21 | 6 | 15 | 10 | 25 |
| 30-34 | 43 | 26 | 69 | 22 | 12 | 34 | 21 | 14 | 35 | 16 | 11 | 5 | 9 | 4 | 13 |
| 35-39 | 21 | 14 | 35 | 23 | 12 | 35 | -2 | 2 | | 11 | 14 | -3 | 3 | 3 | 6 |
| 40-44 | 12 | 10 | 22 | 11 | 4 | 15 | 1 | 6 | 7 | 4 | 5 | -1 | 6 | | 6 |
| 45-49 | 12 | 6 | 18 | 7 | 5 | 12 | 5 | 1 | 6 | 2 | 5 | -3 | 2 | 1 | 3 |
| 50-54 | 10 | 4 | 14 | 1 | 5 | 6 | 9 | -1 | 8 | 3 | | 3 | 1 | 2 | 3 |
| 55-59 | 4 | 8 | 12 | 7 | 5 | 12 | -3 | 3 | | | 1 | -1 | 1 | 3 | 4 |
| 60-64 | 7 | 5 | 12 | 5 | 2 | 7 | 2 | 3 | 5 | | | | 4 | 2 | 6 |
| 65-69 | 6 | 4 | 10 | 6 | 4 | 10 | | | | | 2 | -2 | 4 | 5 | 9 |
| 70-74 | 2 | 2 | 4 | 3 | 1 | 4 | -1 | 1 | | | | | 1 | 3 | 4 |
| 75-79 | | 3 | 3 | 3 | 1 | 4 | -3 | 2 | -1 | | | | 3 | 2 | 5 |
| 80-84 | | 1 | 1 | 1 | | 1 | -1 | 1 | | 1 | | 1 | | 2 | 2 |
| 85- | | 1 | 1 | | 2 | 2 | | -1 | -1 | 1 | 1 | | | | |
| SUMMA | 329 | 305 | 634 | 278 | 261 | 539 | 51 | 44 | 95 | 145 | 122 | 23 | 87 | 88 | 175 |
| KOMMUN 07 64 ALVESTA | | | | | | | | | | | | | | | |
| - 4 | 107 | 92 | 199 | 79 | 78 | 157 | 28 | 14 | 42 | 116 | 99 | 17 | 17 | 17 | 34 |
| 5- 9 | 57 | 62 | 119 | 57 | 65 | 122 | | -3 | -3 | 81 | 90 | -9 | 15 | 17 | 32 |
| 10-14 | 31 | 43 | 74 | 47 | 59 | 106 | -16 | -16 | -32 | 54 | 63 | -9 | 2 | 11 | 13 |
| 15-19 | 32 | 52 | 84 | 41 | 70 | 111 | -9 | -18 | -27 | 39 | 41 | -2 | 14 | 12 | 26 |
| 20-24 | 130 | 141 | 271 | 133 | 141 | 274 | -3 | | -3 | 154 | 109 | 45 | 30 | 35 | 65 |
| 25-29 | 148 | 90 | 238 | 140 | 98 | 238 | 8 | -8 | | 135 | 116 | 19 | 25 | 18 | 43 |
| 30-34 | 91 | 65 | 156 | 80 | 54 | 134 | 11 | 11 | 22 | 90 | 78 | 12 | 14 | 10 | 24 |
| 35-39 | 30 | 28 | 58 | 37 | 32 | 69 | -7 | -4 | -11 | 36 | 41 | -5 | 5 | 7 | 12 |
| 40-44 | 22 | 20 | 42 | 24 | 22 | 46 | -2 | -2 | -4 | 25 | 29 | -4 | 6 | 6 | 12 |
| 45-49 | 15 | 13 | 28 | 26 | 18 | 44 | -11 | -5 | -16 | 11 | 17 | -6 | 2 | 2 | 4 |
| 50-54 | 16 | 15 | 31 | 17 | 13 | 30 | -1 | 2 | 1 | 13 | 20 | -7 | 7 | 5 | 12 |
| 55-59 | 11 | 11 | 22 | 13 | 8 | 21 | -2 | 3 | 1 | 8 | 6 | 2 | 5 | 5 | 10 |
| 60-64 | 8 | 7 | 15 | 4 | 8 | 12 | 4 | -1 | 3 | 2 | 2 | | 4 | 4 | 8 |
| 65-69 | 6 | 1 | 7 | 8 | 3 | 11 | -2 | -2 | -4 | 1 | 2 | -1 | 5 | 3 | 8 |
| 70-74 | 3 | 4 | 7 | 4 | 2 | 6 | -1 | 2 | 1 | 2 | 3 | -1 | 1 | | 1 |
| 75-79 | 1 | 2 | 3 | 1 | 1 | 2 | | 1 | 1 | 2 | | | 2 | 2 | 4 |
| 80-84 | | 2 | 2 | 1 | 1 | 2 | -1 | 1 | | | | | 1 | 1 | 2 |
| 85- | | 1 | 1 | | 1 | 1 | | | | | | | | 2 | 2 |
| SUMMA | 708 | 649 | 1357 | 712 | 674 | 1386 | -4 | -25 | -29 | 769 | 716 | 53 | 155 | 157 | 312 |

| ÅLDER VID ÅRETS SLUT | INFLYTTNING | | | UTFLYTTNING | | | NETTOINFLYTTNING | | | OMFLYTTNING AV UTLÄNNINGAR | | | FLYTTNINGAR INOM OMRÅDET | | |
|-------------------------|-------------|------|-------|-------------|------|-------|------------------|-----|-------|-------------------------------|-----|-------|-----------------------------|-----|-------|
| | M | KV | SUMMA | M | KV | SUMMA | M | KV | SUMMA | IN | UT | NETTO | M | KV | SUMMA |
| KOMMUN 07 65 | ÅLMHULT | | | | | | | | | | | | | | |
| - 4 | 32 | 39 | 71 | 25 | 18 | 43 | 7 | 21 | 28 | 16 | 3 | 13 | 21 | 15 | 36 |
| 5- 9 | 21 | 22 | 43 | 21 | 19 | 40 | | 3 | 3 | 5 | 9 | -4 | 11 | 7 | 18 |
| 10-14 | 17 | 13 | 30 | 10 | 14 | 24 | 7 | -1 | 6 | 5 | 2 | 3 | 4 | 4 | 8 |
| 15-19 | 19 | 24 | 43 | 17 | 37 | 54 | 2 | -13 | -11 | 9 | 3 | 6 | 7 | 13 | 20 |
| 20-24 | 45 | 75 | 120 | 75 | 73 | 148 | -30 | 2 | -28 | 22 | 11 | 11 | 33 | 33 | 66 |
| 25-29 | 64 | 46 | 110 | 56 | 35 | 91 | 8 | 11 | 19 | 18 | 11 | 7 | 33 | 18 | 51 |
| 30-34 | 43 | 29 | 72 | 33 | 24 | 57 | 10 | 5 | 15 | 11 | 13 | -2 | 12 | 6 | 18 |
| 35-39 | 16 | 5 | 21 | 19 | 12 | 31 | -3 | -7 | -10 | 2 | 6 | -4 | 4 | 5 | 9 |
| 40-44 | 10 | 8 | 18 | 8 | 2 | 10 | 2 | 6 | 8 | 2 | 4 | -2 | 1 | 3 | 4 |
| 45-49 | 8 | 4 | 12 | 10 | 11 | 21 | -2 | -7 | -9 | 2 | 2 | | 3 | 3 | 6 |
| 50-54 | 8 | 5 | 13 | 5 | 4 | 9 | 3 | 1 | 4 | 5 | 1 | 4 | | 2 | 2 |
| 55-59 | 2 | 5 | 7 | 1 | 5 | 6 | 1 | | 1 | | | | 3 | 1 | 4 |
| 60-64 | 3 | 4 | 7 | 5 | 4 | 9 | -2 | | -2 | | 1 | -1 | 3 | 1 | 4 |
| 65-69 | 5 | 5 | 10 | 4 | 4 | 8 | 1 | 1 | 2 | | 1 | -1 | | 2 | 2 |
| 70-74 | 2 | | 2 | 1 | 3 | 4 | 1 | -3 | -2 | | 1 | -1 | 2 | 2 | 4 |
| 75-79 | 2 | 4 | 6 | 1 | 2 | 3 | 1 | 2 | 3 | 1 | | 1 | 1 | 2 | 3 |
| 80-84 | | 2 | 2 | 1 | 2 | 3 | -1 | | -1 | | | | 1 | | 1 |
| 85- | | 1 | 1 | | | | | 1 | 1 | | | | | | |
| SUMMA | 297 | 291 | 588 | 292 | 269 | 561 | 5 | 22 | 27 | 98 | 68 | 30 | 139 | 117 | 256 |
| KOMMUN 07 67 | MARKARYD | | | | | | | | | | | | | | |
| - 4 | 40 | 31 | 71 | 19 | 30 | 49 | 21 | 1 | 22 | 27 | 19 | 8 | 4 | 8 | 12 |
| 5- 9 | 15 | 21 | 36 | 25 | 25 | 50 | -10 | -4 | -14 | 16 | 25 | -9 | 6 | 3 | 9 |
| 10-14 | 13 | 13 | 26 | 9 | 11 | 20 | 4 | 2 | 6 | 13 | 7 | 6 | 2 | 5 | 7 |
| 15-19 | 14 | 25 | 39 | 23 | 31 | 54 | -9 | -6 | -15 | 13 | 13 | | | 5 | 5 |
| 20-24 | 52 | 81 | 133 | 63 | 93 | 156 | -11 | -12 | -23 | 35 | 33 | 2 | 9 | 13 | 22 |
| 25-29 | 50 | 46 | 96 | 62 | 38 | 100 | -12 | 8 | -4 | 26 | 21 | 5 | 10 | 8 | 18 |
| 30-34 | 34 | 23 | 57 | 34 | 20 | 54 | | 3 | 3 | 19 | 19 | | 6 | 1 | 7 |
| 35-39 | 15 | 14 | 29 | 17 | 13 | 30 | -2 | 1 | -1 | 11 | 14 | -3 | 3 | 1 | 4 |
| 40-44 | 21 | 8 | 29 | 9 | 9 | 18 | 12 | -1 | 11 | 12 | 8 | 4 | 2 | 3 | 5 |
| 45-49 | 5 | 5 | 10 | 12 | 4 | 16 | -7 | 1 | -6 | 2 | 5 | -3 | 2 | 1 | 3 |
| 50-54 | 10 | 9 | 19 | 11 | 12 | 23 | -1 | -3 | -4 | 5 | 5 | | 2 | 2 | 4 |
| 55-59 | 2 | 7 | 9 | 6 | 4 | 10 | -4 | 3 | -1 | 1 | 3 | -2 | | | |
| 60-64 | 2 | 4 | 6 | 2 | 7 | 9 | | -3 | -3 | 1 | | 1 | 1 | 3 | 4 |
| 65-69 | 2 | 2 | 4 | 4 | 5 | 9 | -2 | -3 | -5 | | | | 1 | | 1 |
| 70-74 | | 3 | 3 | 2 | 3 | 5 | -2 | | -2 | | | | | | |
| 75-79 | | | | 1 | 1 | 2 | -1 | -1 | -2 | | | | | | |
| 80-84 | 2 | 1 | 3 | | | | 2 | 1 | 3 | | | | | | |
| 85- | | 1 | 1 | | | | | 1 | 1 | | | | | | |
| SUMMA | 277 | 294 | 571 | 299 | 306 | 605 | -22 | -12 | -34 | 181 | 172 | 9 | 48 | 54 | 102 |
| KOMMUN 07 80 | VÄXJÖ | | | | | | | | | | | | | | |
| - 4 | 158 | 166 | 324 | 215 | 186 | 401 | -57 | -20 | -77 | 65 | 32 | 33 | 89 | 105 | 194 |
| 5- 9 | 116 | 130 | 246 | 127 | 114 | 241 | -11 | 16 | 5 | 34 | 20 | 14 | 49 | 63 | 112 |
| 10-14 | 70 | 69 | 139 | 70 | 69 | 139 | | | | 20 | 18 | 2 | 30 | 33 | 63 |
| 15-19 | 79 | 185 | 264 | 62 | 121 | 183 | 17 | 64 | 81 | 31 | 21 | 10 | 39 | 76 | 115 |
| 20-24 | 317 | 393 | 710 | 255 | 378 | 633 | 62 | 15 | 77 | 66 | 46 | 20 | 142 | 170 | 312 |
| 25-29 | 326 | 265 | 591 | 336 | 300 | 636 | -10 | -35 | -45 | 57 | 61 | -4 | 186 | 155 | 341 |
| 30-34 | 164 | 112 | 276 | 209 | 160 | 369 | -45 | -48 | -93 | 31 | 44 | -13 | 105 | 61 | 166 |
| 35-39 | 104 | 86 | 190 | 95 | 72 | 167 | 9 | 14 | 23 | 34 | 25 | 9 | 43 | 42 | 85 |
| 40-44 | 57 | 48 | 105 | 52 | 43 | 95 | 5 | 5 | 10 | 17 | 12 | 5 | 23 | 20 | 43 |
| 45-49 | 40 | 31 | 71 | 51 | 38 | 89 | -11 | -7 | -18 | 8 | 18 | -10 | 21 | 22 | 43 |
| 50-54 | 39 | 33 | 72 | 40 | 32 | 72 | -1 | 1 | | 8 | 5 | 3 | 20 | 14 | 34 |
| 55-59 | 31 | 29 | 60 | 19 | 20 | 39 | 12 | 9 | 21 | 3 | 6 | -3 | 12 | 12 | 24 |
| 60-64 | 12 | 21 | 33 | 17 | 17 | 34 | -5 | 4 | -1 | 1 | 2 | -1 | 11 | 6 | 17 |
| 65-69 | 21 | 24 | 45 | 18 | 16 | 34 | 3 | 8 | 11 | 3 | | 3 | 12 | 11 | 23 |
| 70-74 | 7 | 16 | 23 | 4 | 6 | 10 | 3 | 10 | 13 | 2 | 2 | | 9 | 12 | 21 |
| 75-79 | 4 | 4 | 8 | 2 | 7 | 9 | 2 | -3 | -1 | | | | 10 | 5 | 15 |
| 80-84 | 4 | 6 | 10 | 4 | 4 | 8 | | 2 | 2 | 1 | | 1 | 3 | 10 | 13 |
| 85- | | 3 | 3 | | 2 | 2 | | 1 | 1 | | | | 2 | 3 | 5 |
| SUMMA | 1549 | 1621 | 3170 | 1576 | 1585 | 3161 | -27 | 36 | 9 | 381 | 312 | 69 | 806 | 820 | 1626 |

Tabell 6 (forts) Flyttningar efter kön, ålder och medborgarskap för kommuner 1975

| ÅLDER VID RETS SLUT | INFLYTTNING | | | UTFLYTTNING | | | NETTOINFLYTTNING | | | OMFLYTTNING AV UTLÄNNINGAR | | | FLYTTNINGAR INOM OMRÅDET | | |
|------------------------|-------------|-----|-------|-------------|-----|-------|------------------|-----|-------|-------------------------------|-----|-------|-----------------------------|-----|-------|
| | M | KV | SUMMA | M | KV | SUMMA | M | KV | SUMMA | IN | UT | NETTO | M | KV | SUMMA |
| KOMMUN 07 81 LJUNGBY | | | | | | | | | | | | | | | |
| - 4 | 66 | 64 | 130 | 58 | 40 | 98 | 8 | 24 | 32 | 34 | 21 | 13 | 43 | 38 | 81 |
| 5- 9 | 33 | 43 | 76 | 33 | 40 | 73 | | 3 | 3 | 24 | 19 | 5 | 22 | 32 | 54 |
| 10-14 | 33 | 26 | 59 | 30 | 22 | 52 | 3 | 4 | 7 | 22 | 13 | 9 | 23 | 15 | 38 |
| 15-19 | 46 | 50 | 96 | 40 | 55 | 95 | 6 | -5 | 1 | 21 | 9 | 12 | 19 | 55 | 74 |
| 20-24 | 92 | 97 | 189 | 83 | 112 | 195 | 9 | -15 | -6 | 49 | 26 | 23 | 48 | 65 | 113 |
| 25-29 | 94 | 90 | 184 | 85 | 60 | 145 | 9 | 30 | 39 | 36 | 23 | 13 | 76 | 44 | 120 |
| 30-34 | 57 | 39 | 96 | 43 | 46 | 89 | 14 | -7 | 7 | 30 | 15 | 15 | 37 | 28 | 65 |
| 35-39 | 39 | 28 | 67 | 39 | 19 | 58 | 9 | 9 | 9 | 22 | 17 | 5 | 18 | 11 | 29 |
| 40-44 | 19 | 20 | 39 | 23 | 19 | 42 | -4 | 1 | -3 | 10 | 13 | -3 | 10 | 11 | 21 |
| 45-49 | 20 | 17 | 37 | 9 | 14 | 23 | 11 | 3 | 14 | 7 | 5 | 2 | 5 | 10 | 15 |
| 50-54 | 16 | 17 | 33 | 11 | 7 | 18 | 5 | 10 | 15 | 7 | 1 | 6 | 11 | 12 | 23 |
| 55-59 | 13 | 10 | 23 | 7 | 11 | 18 | 6 | -1 | 5 | 4 | | 4 | 10 | 9 | 19 |
| 60-64 | 9 | 14 | 23 | 12 | 10 | 22 | -3 | 4 | 1 | 2 | 1 | 1 | 9 | 9 | 9 |
| 65-69 | 8 | 8 | 16 | 3 | 7 | 10 | 5 | 1 | 6 | | 1 | -1 | 7 | 7 | 14 |
| 70-74 | 6 | 6 | 12 | 3 | 6 | 9 | 3 | | 3 | 2 | 3 | -1 | 5 | 6 | 11 |
| 75-79 | 4 | 3 | 7 | 2 | 4 | 6 | 2 | -1 | 1 | 1 | 1 | | 5 | 6 | 11 |
| 80-84 | 1 | | 1 | 2 | 1 | 3 | -1 | -1 | -2 | | | | | 3 | 3 |
| 85- | | 1 | 1 | | 2 | 2 | | -1 | -1 | 1 | | 1 | 1 | 3 | 4 |
| SUMMA | 556 | 533 | 1089 | 483 | 475 | 958 | 73 | 58 | 131 | 272 | 168 | 104 | 349 | 355 | 704 |
| KOMMUN 08 21 HÖGSBY | | | | | | | | | | | | | | | |
| - 4 | 16 | 20 | 36 | 12 | 14 | 26 | 4 | 6 | 10 | 5 | 3 | 2 | 2 | 3 | 5 |
| 5- 9 | 10 | 7 | 17 | 10 | 5 | 15 | | 2 | 2 | 3 | | 3 | | 2 | 2 |
| 10-14 | 13 | 4 | 17 | 3 | 7 | 10 | 10 | -3 | 7 | 1 | | 1 | | | |
| 15-19 | 5 | 12 | 17 | 11 | 27 | 38 | -6 | -15 | -21 | | | | | 4 | 4 |
| 20-24 | 21 | 30 | 51 | 29 | 43 | 72 | -8 | -13 | -21 | 1 | 2 | -1 | 7 | 5 | 12 |
| 25-29 | 21 | 19 | 40 | 22 | 19 | 41 | -1 | | -1 | 3 | 1 | 2 | 2 | 3 | 5 |
| 30-34 | 18 | 15 | 33 | 15 | 16 | 31 | 3 | -1 | 2 | 4 | | 4 | 4 | 2 | 6 |
| 35-39 | 8 | 9 | 17 | 7 | 4 | 11 | 1 | 5 | 6 | 1 | 2 | -1 | 1 | | 1 |
| 40-44 | 5 | 4 | 9 | 5 | 3 | 8 | | 1 | 1 | | | | | | |
| 45-49 | 6 | 3 | 9 | 4 | 3 | 7 | 2 | | 2 | 3 | 1 | 2 | 1 | | 1 |
| 50-54 | 1 | | 1 | 5 | 1 | 6 | -4 | -1 | -5 | | | | | 1 | 1 |
| 55-59 | | 2 | 2 | 1 | 4 | 5 | -1 | -2 | -3 | | | | 1 | | 1 |
| 60-64 | 2 | 3 | 5 | 4 | 6 | 10 | -2 | -3 | -5 | | | | | | |
| 65-69 | 3 | 3 | 6 | 3 | 5 | 8 | | -2 | -2 | | | | 3 | 2 | 5 |
| 70-74 | | 1 | 1 | 2 | 2 | 4 | -2 | -1 | -3 | | | | 1 | | 1 |
| 75-79 | | 1 | 1 | 2 | 3 | 5 | -2 | -2 | -4 | | | | | | |
| 80-84 | 1 | | 1 | 1 | 1 | 2 | | | | | | | | | |
| 85- | 1 | | 1 | 1 | 1 | 2 | | -1 | -1 | | | | 1 | | 1 |
| SUMMA | 131 | 133 | 264 | 137 | 163 | 300 | -6 | -30 | -36 | 21 | 9 | 12 | 23 | 22 | 45 |
| KOMMUN 08 34 TORSÅS | | | | | | | | | | | | | | | |
| - 4 | 28 | 20 | 48 | 10 | 6 | 16 | 18 | 14 | 32 | 1 | | 1 | 10 | 1 | 11 |
| 5- 9 | 18 | 16 | 34 | 6 | 10 | 16 | 12 | 6 | 18 | 1 | | 1 | 3 | 3 | 6 |
| 10-14 | 12 | 12 | 24 | 4 | 9 | 13 | 8 | 3 | 11 | | | | 1 | 1 | 1 |
| 15-19 | 9 | 15 | 24 | 10 | 21 | 31 | -1 | -6 | -7 | | | | 1 | 1 | 1 |
| 20-24 | 20 | 24 | 44 | 24 | 49 | 73 | -4 | -25 | -29 | 1 | 2 | -1 | 7 | 8 | 15 |
| 25-29 | 39 | 31 | 70 | 32 | 11 | 43 | 7 | 20 | 27 | 2 | 1 | 1 | 8 | 9 | 17 |
| 30-34 | 14 | 18 | 32 | 12 | 11 | 23 | 2 | 7 | 9 | | | | 6 | 2 | 8 |
| 35-39 | 11 | 5 | 16 | 4 | 1 | 5 | 7 | 4 | 11 | | | | 2 | | 2 |
| 40-44 | 9 | 6 | 15 | 3 | 2 | 5 | 6 | 4 | 10 | | | | | | |
| 45-49 | 4 | 5 | 9 | 1 | 2 | 3 | 3 | 3 | 6 | | | | 2 | | 2 |
| 50-54 | 5 | 2 | 7 | 4 | 3 | 7 | 1 | -1 | | 1 | | 1 | 3 | | 3 |
| 55-59 | 5 | 6 | 11 | 4 | 7 | 11 | 1 | -1 | | | | | 1 | 1 | 2 |
| 60-64 | 6 | 3 | 9 | 3 | 1 | 4 | 3 | 2 | 5 | | | | | 2 | 2 |
| 65-69 | 4 | 1 | 5 | 3 | 2 | 5 | 1 | -1 | | | | | 1 | 2 | 3 |
| 70-74 | 1 | 2 | 3 | 3 | 3 | 6 | -2 | -1 | -3 | | 1 | -1 | 2 | | 2 |
| 75-79 | | | | 3 | 3 | 6 | | -3 | -3 | | | | 3 | | 3 |
| 80-84 | | | | | | | | | | | | | 1 | 2 | 3 |
| 85- | | | | | | | | | | | | | 1 | 2 | 3 |
| SUMMA | 185 | 166 | 351 | 123 | 141 | 264 | 62 | 25 | 87 | 6 | 4 | 2 | 50 | 34 | 84 |

| ÅLDER VID ÅRETS SLUT | INFLYTTNING | | | UTFLYTTNING | | | NETTOINFLYTTNING | | | OMFLYTTNING AV UTLÄNNINGAR | | | FLYTTNINGAR INOM OMRÅDET | | |
|-------------------------|-------------|-----|-------|-------------|-----|-------|------------------|-----|-------|-------------------------------|-----|-------|-----------------------------|-----|-------|
| | M | KV | SUMMA | M | KV | SUMMA | M | KV | SUMMA | IN | UT | NETTO | M | KV | SUMMA |
| KOMMUN 08 40 MHRBYLÅNGA | | | | | | | | | | | | | | | |
| - 4 | 46 | 59 | 105 | 13 | 12 | 25 | 33 | 47 | 80 | 4 | | 4 | 9 | 6 | 15 |
| 5- 9 | 35 | 32 | 67 | 9 | 12 | 21 | 26 | 20 | 46 | 3 | | 3 | 2 | 7 | 9 |
| 10-14 | 20 | 24 | 44 | 13 | 6 | 19 | 7 | 18 | 25 | 1 | | 1 | 7 | 3 | 10 |
| 15-19 | 12 | 18 | 30 | 10 | 23 | 33 | 2 | -5 | -3 | | | | 4 | 7 | 11 |
| 20-24 | 40 | 51 | 91 | 46 | 60 | 106 | -6 | -9 | -15 | 4 | 1 | 3 | 13 | 16 | 29 |
| 25-29 | 76 | 72 | 148 | 42 | 17 | 59 | 34 | 55 | 89 | 3 | 1 | 2 | 6 | 9 | 15 |
| 30-34 | 59 | 49 | 108 | 16 | 16 | 32 | 43 | 33 | 76 | 2 | | 2 | 9 | 6 | 15 |
| 35-39 | 26 | 21 | 47 | 14 | 6 | 20 | 12 | 15 | 27 | 3 | | 3 | 8 | 4 | 12 |
| 40-44 | 17 | 6 | 23 | 7 | 5 | 12 | 10 | 1 | 11 | 1 | | 1 | 4 | 1 | 5 |
| 45-49 | 4 | 12 | 16 | 3 | 4 | 7 | 1 | 8 | 9 | | | | 4 | 4 | 4 |
| 50-54 | 15 | 16 | 31 | 6 | 4 | 10 | 9 | 12 | 21 | | | | 5 | 2 | 7 |
| 55-59 | 11 | 7 | 18 | 7 | 5 | 12 | 9 | 2 | 11 | | | | 2 | 2 | 4 |
| 60-64 | 11 | 10 | 21 | 5 | 3 | 8 | 6 | 7 | 13 | 1 | | 1 | 1 | 5 | 6 |
| 65-69 | 8 | 4 | 12 | 4 | 2 | 6 | 4 | 2 | 6 | | | | 2 | 3 | 5 |
| 70-74 | 2 | 2 | 4 | 1 | 1 | 2 | 1 | 1 | 2 | | | | 3 | 3 | 6 |
| 75-79 | 1 | 4 | 5 | 1 | 1 | 2 | | 3 | 3 | 1 | | 1 | 2 | 1 | 3 |
| 80-84 | | 1 | 1 | | 1 | 1 | | | | | | | 2 | 1 | 3 |
| 85- | | | | | | | | | | | | | 2 | | 2 |
| SUMMA | 383 | 388 | 771 | 192 | 178 | 370 | 191 | 210 | 401 | 23 | 2 | 21 | 81 | 80 | 161 |
| KOMMUN 08 60 HULTSFRED | | | | | | | | | | | | | | | |
| - 4 | 57 | 59 | 116 | 35 | 43 | 78 | 22 | 16 | 38 | 45 | 24 | 21 | 14 | 10 | 24 |
| 5- 9 | 55 | 39 | 94 | 40 | 25 | 65 | 15 | 14 | 29 | 43 | 28 | 15 | 6 | 12 | 18 |
| 10-14 | 22 | 35 | 57 | 25 | 25 | 50 | -3 | 10 | 7 | 19 | 10 | 9 | 6 | 7 | 13 |
| 15-19 | 34 | 47 | 81 | 22 | 53 | 75 | 12 | -6 | 6 | 24 | 15 | 9 | 4 | 20 | 24 |
| 20-24 | 76 | 82 | 158 | 87 | 105 | 192 | -11 | -23 | -34 | 34 | 23 | 11 | 26 | 26 | 52 |
| 25-29 | 72 | 53 | 125 | 70 | 58 | 128 | 2 | -5 | -3 | 33 | 23 | 10 | 17 | 17 | 34 |
| 30-34 | 51 | 31 | 82 | 46 | 31 | 77 | 5 | | 5 | 28 | 19 | 9 | 13 | 8 | 21 |
| 35-39 | 30 | 23 | 53 | 29 | 16 | 45 | 1 | 7 | 8 | 12 | 10 | 2 | 8 | 2 | 10 |
| 40-44 | 18 | 15 | 33 | 21 | 14 | 35 | -3 | 1 | -2 | 9 | 8 | 1 | 4 | 6 | 10 |
| 45-49 | 19 | 14 | 33 | 14 | 8 | 22 | 5 | 6 | 11 | 10 | 6 | 4 | 2 | 1 | 3 |
| 50-54 | 11 | 8 | 19 | 12 | 9 | 21 | -1 | -1 | -2 | 2 | 1 | 1 | 4 | 2 | 6 |
| 55-59 | 4 | 4 | 8 | 8 | 7 | 15 | -4 | -3 | -7 | 2 | 1 | 1 | 2 | 3 | 5 |
| 60-64 | 2 | 9 | 11 | 8 | 8 | 16 | -6 | 1 | -5 | 1 | | 1 | 2 | 3 | 5 |
| 65-69 | 9 | 7 | 16 | 3 | 4 | 7 | 6 | 3 | 9 | 1 | | 1 | 6 | 5 | 11 |
| 70-74 | 6 | 1 | 7 | 4 | 5 | 9 | 2 | -4 | -2 | | | | 3 | 3 | 6 |
| 75-79 | 1 | 3 | 4 | 2 | 1 | 3 | -1 | 2 | 1 | | | | 4 | 2 | 6 |
| 80-84 | 1 | | 1 | 2 | 1 | 3 | -1 | -1 | -2 | | | | 1 | 1 | 2 |
| 85- | 3 | 1 | 4 | | | | 3 | 1 | 4 | 1 | | 1 | 1 | 1 | 2 |
| SUMMA | 471 | 431 | 902 | 428 | 413 | 841 | 43 | 18 | 61 | 264 | 168 | 96 | 123 | 129 | 252 |
| KOMMUN 08 61 MÖNSTERRA | | | | | | | | | | | | | | | |
| - 4 | 38 | 23 | 61 | 29 | 14 | 43 | 9 | 9 | 18 | 6 | 5 | 1 | 3 | 5 | 8 |
| 5- 9 | 22 | 25 | 47 | 20 | 18 | 38 | 2 | 7 | 9 | 2 | 1 | 1 | 4 | 8 | 12 |
| 10-14 | 20 | 15 | 35 | 21 | 8 | 29 | -1 | 7 | 6 | 4 | 5 | -1 | 4 | 4 | 8 |
| 15-19 | 16 | 31 | 47 | 17 | 33 | 50 | -1 | -2 | -3 | 4 | 3 | 1 | 4 | 9 | 13 |
| 20-24 | 44 | 41 | 85 | 58 | 64 | 122 | -14 | -23 | -37 | 7 | 8 | -1 | 10 | 10 | 20 |
| 25-29 | 53 | 41 | 94 | 52 | 38 | 90 | 1 | 3 | 4 | 9 | 8 | 1 | 10 | 5 | 15 |
| 30-34 | 23 | 18 | 41 | 25 | 18 | 43 | -2 | | -2 | 6 | 7 | -1 | 9 | 3 | 12 |
| 35-39 | 15 | 19 | 34 | 10 | 14 | 24 | 5 | 5 | 10 | 7 | 4 | 3 | 1 | 4 | 5 |
| 40-44 | 14 | 12 | 26 | 16 | 14 | 30 | -2 | -2 | -4 | 6 | 8 | -2 | 4 | 4 | 4 |
| 45-49 | 14 | 6 | 20 | 12 | 10 | 22 | 2 | -4 | -2 | 3 | 5 | -2 | 1 | 3 | 4 |
| 50-54 | 10 | 8 | 18 | 11 | 14 | 25 | -1 | -6 | -7 | 2 | | 2 | 1 | 3 | 4 |
| 55-59 | 6 | 6 | 12 | 5 | 3 | 8 | 1 | 3 | 4 | | 3 | -3 | 4 | 1 | 5 |
| 60-64 | 9 | 6 | 15 | 6 | 3 | 9 | 3 | 3 | 6 | | | | 3 | 4 | 7 |
| 65-69 | 2 | 3 | 5 | 4 | 6 | 10 | -2 | -3 | -5 | | | | 3 | | 3 |
| 70-74 | 1 | 1 | 2 | 2 | 3 | 5 | -1 | -2 | -3 | | | | 2 | | 2 |
| 75-79 | 2 | 3 | 5 | 1 | 3 | 4 | 1 | | 1 | | | | | 2 | 2 |
| 80-84 | 1 | | 1 | 1 | 1 | 2 | | -1 | -1 | | | | 2 | 1 | 3 |
| 85- | | | | 1 | 1 | 2 | -1 | -1 | -2 | | | | | | |
| SUMMA | 290 | 258 | 548 | 291 | 265 | 556 | -1 | -7 | -8 | 56 | 57 | -1 | 65 | 62 | 127 |

Tabell 6 (forts) Flyttningar efter kön, ålder och medborgarskap för kommuner 1975

| ÅLDER VID ÅRETS SLUT | INFLYTTNING | | | UTFLYTTNING | | | NETTOINFLYTTNING | | | OMFLYTTNING AV UTLÄNNINGAR | | | FLYTTNINGAR INOM OMRÅDET | | |
|-------------------------|-------------|------|-------|-------------|------|-------|------------------|-----|-------|-------------------------------|-----|-------|-----------------------------|-----|-------|
| | M | KV | SUMMA | M | KV | SUMMA | M | KV | SUMMA | IN | UT | NETTO | M | KV | SUMMA |
| KOMMUN 08 62 | EMMARODA | | | | | | | | | | | | | | |
| - 4 | 23 | 35 | 58 | 40 | 16 | 56 | -17 | 19 | 2 | 19 | 13 | 6 | 14 | 18 | 32 |
| 5- 9 | 17 | 18 | 35 | 21 | 21 | 42 | -4 | -3 | -7 | 11 | 13 | -2 | 9 | 10 | 19 |
| 10-14 | 8 | 9 | 17 | 15 | 21 | 36 | -7 | -12 | -19 | 7 | 9 | -2 | 9 | 8 | 17 |
| 15-19 | 21 | 24 | 45 | 22 | 35 | 57 | -1 | -11 | -12 | 8 | 11 | -3 | 4 | 13 | 17 |
| 20-24 | 47 | 55 | 102 | 45 | 61 | 106 | 2 | -6 | -4 | 19 | 9 | 10 | 27 | 32 | 59 |
| 25-29 | 49 | 46 | 95 | 43 | 35 | 78 | 6 | 11 | 17 | 22 | 19 | 3 | 28 | 22 | 50 |
| 30-34 | 33 | 21 | 54 | 26 | 17 | 43 | 7 | 4 | 11 | 14 | 6 | 8 | 19 | 12 | 31 |
| 35-39 | 17 | 10 | 27 | 22 | 15 | 37 | -5 | -5 | -10 | 8 | 13 | -5 | 9 | 6 | 15 |
| 40-44 | 9 | 5 | 14 | 11 | 8 | 19 | -2 | -3 | -5 | 6 | 8 | -2 | 2 | 6 | 8 |
| 45-49 | 2 | 4 | 6 | 14 | 7 | 21 | -12 | -3 | -15 | 1 | 5 | -4 | 2 | 3 | 5 |
| 50-54 | 6 | 6 | 12 | 5 | 8 | 13 | 1 | -2 | -1 | 2 | 5 | -3 | 1 | 2 | 3 |
| 55-59 | 3 | 10 | 13 | 4 | 7 | 11 | -1 | 3 | 2 | 2 | 1 | 1 | 2 | 1 | 3 |
| 60-64 | 6 | 4 | 10 | 5 | 3 | 8 | 1 | 1 | 2 | 1 | 1 | -1 | 4 | 4 | 4 |
| 65-69 | 3 | 1 | 4 | 2 | 5 | 7 | 1 | -4 | -3 | 1 | 1 | -1 | 2 | 3 | 5 |
| 70-74 | 1 | 2 | 3 | 3 | 1 | 4 | -2 | 1 | -1 | 1 | 1 | -1 | 1 | 1 | 1 |
| 75-79 | 1 | | 1 | | 2 | 2 | 1 | -2 | -1 | | 1 | -1 | 1 | | 1 |
| 80-84 | | | | | | | | | | | | | | 2 | 2 |
| 85- | | | | 1 | | 1 | -1 | | -1 | | | | 1 | 1 | 1 |
| SUMMA | 246 | 250 | 496 | 279 | 262 | 541 | -33 | -12 | -45 | 119 | 116 | 3 | 130 | 143 | 273 |
| KOMMUN 08 80 | KALMAR | | | | | | | | | | | | | | |
| - 4 | 113 | 99 | 212 | 123 | 140 | 263 | -10 | -41 | -51 | 17 | 9 | 8 | 116 | 141 | 257 |
| 5- 9 | 84 | 79 | 163 | 83 | 93 | 176 | 1 | -14 | -13 | 16 | 18 | -2 | 108 | 71 | 179 |
| 10-14 | 64 | 44 | 108 | 58 | 44 | 102 | 6 | | 6 | 11 | 7 | 4 | 45 | 53 | 98 |
| 15-19 | 53 | 114 | 167 | 55 | 100 | 155 | -2 | 14 | 12 | 13 | 9 | 4 | 52 | 78 | 130 |
| 20-24 | 240 | 297 | 537 | 220 | 315 | 535 | 20 | -18 | 2 | 29 | 12 | 17 | 103 | 163 | 266 |
| 25-29 | 257 | 176 | 433 | 255 | 193 | 448 | 2 | -17 | -15 | 26 | 21 | 5 | 210 | 188 | 398 |
| 30-34 | 114 | 104 | 218 | 134 | 113 | 247 | -20 | -9 | -29 | 16 | 9 | 7 | 128 | 85 | 213 |
| 35-39 | 80 | 52 | 132 | 74 | 64 | 138 | 6 | -12 | -6 | 9 | 16 | -7 | 66 | 63 | 129 |
| 40-44 | 32 | 31 | 63 | 48 | 30 | 78 | -16 | 1 | -15 | 7 | 8 | -1 | 47 | 35 | 82 |
| 45-49 | 29 | 26 | 55 | 33 | 24 | 57 | -4 | 2 | -2 | 5 | 5 | | 23 | 23 | 46 |
| 50-54 | 26 | 34 | 60 | 31 | 34 | 65 | -5 | | -5 | 1 | 5 | -4 | 22 | 16 | 38 |
| 55-59 | 27 | 25 | 52 | 29 | 24 | 53 | -2 | 1 | -1 | 2 | 2 | | 14 | 22 | 36 |
| 60-64 | 28 | 28 | 56 | 23 | 23 | 46 | 5 | 5 | 10 | 3 | | 3 | 13 | 21 | 34 |
| 65-69 | 26 | 24 | 50 | 24 | 16 | 40 | 2 | 8 | 10 | | 1 | -1 | 14 | 14 | 28 |
| 70-74 | 14 | 15 | 29 | 5 | 18 | 23 | 9 | -3 | 6 | 4 | 2 | | 8 | 7 | 15 |
| 75-79 | 4 | 5 | 9 | 6 | 5 | 11 | -2 | | -2 | 2 | | | 1 | 3 | 4 |
| 80-84 | 4 | 5 | 9 | 2 | 1 | 3 | 2 | 4 | 6 | | 1 | -1 | 3 | 2 | 5 |
| 85- | | 1 | 1 | | 1 | 1 | | | | | | | 4 | 4 | 8 |
| SUMMA | 1195 | 1159 | 2354 | 1203 | 1238 | 2441 | -8 | -79 | -87 | 161 | 125 | 36 | 977 | 989 | 1966 |
| KOMMUN 08 81 | NYBRO | | | | | | | | | | | | | | |
| - 4 | 33 | 42 | 75 | 47 | 23 | 70 | -14 | 19 | 5 | 8 | 23 | -15 | 28 | 15 | 43 |
| 5- 9 | 37 | 30 | 67 | 35 | 29 | 64 | 2 | 1 | 3 | 5 | 16 | -11 | 11 | 12 | 23 |
| 10-14 | 29 | 17 | 46 | 19 | 17 | 36 | 10 | | 10 | 9 | 6 | 3 | 5 | 7 | 12 |
| 15-19 | 19 | 40 | 59 | 21 | 29 | 50 | -2 | 11 | 9 | 13 | 6 | 7 | 18 | 31 | 49 |
| 20-24 | 54 | 82 | 136 | 73 | 96 | 169 | -19 | -14 | -33 | 15 | 16 | -1 | 38 | 48 | 86 |
| 25-29 | 54 | 43 | 97 | 62 | 44 | 106 | -8 | -1 | -9 | 7 | 16 | -9 | 60 | 31 | 91 |
| 30-34 | 39 | 31 | 70 | 40 | 30 | 70 | -1 | 1 | | 2 | 16 | -14 | 26 | 15 | 41 |
| 35-39 | 25 | 23 | 48 | 18 | 17 | 35 | 7 | 6 | 13 | 9 | 5 | 4 | 11 | 8 | 19 |
| 40-44 | 19 | 16 | 35 | 13 | 11 | 24 | 6 | 5 | 11 | 8 | 3 | 5 | 12 | 2 | 14 |
| 45-49 | 15 | 11 | 26 | 16 | 6 | 22 | -1 | 5 | 4 | 6 | 5 | 1 | 8 | 2 | 10 |
| 50-54 | 7 | 10 | 17 | 9 | 10 | 19 | -2 | | -2 | 1 | 1 | | 4 | 5 | 9 |
| 55-59 | 8 | 9 | 17 | 7 | 9 | 16 | 1 | | 1 | 1 | 2 | -1 | 2 | 9 | 11 |
| 60-64 | 6 | 7 | 13 | 3 | 10 | 13 | 3 | -3 | | 3 | 3 | | 4 | 14 | 18 |
| 65-69 | 7 | 3 | 10 | 7 | 8 | 15 | | -5 | -5 | 2 | | 2 | 10 | 7 | 17 |
| 70-74 | 4 | 5 | 9 | 3 | 3 | 6 | 1 | | 3 | | | | 9 | 5 | 14 |
| 75-79 | 5 | 1 | 6 | 3 | 1 | 4 | 2 | | 2 | 1 | | 1 | 4 | 6 | 10 |
| 80-84 | | | | | | | | | | | | | 2 | 1 | 3 |
| 85- | 1 | 1 | 2 | 1 | | 1 | | 1 | 1 | | | | 1 | 2 | 3 |
| SUMMA | 362 | 371 | 733 | 377 | 343 | 720 | -15 | 28 | 13 | 90 | 118 | -28 | 253 | 220 | 473 |

| ÅLDER VID ÅRETS SLUT | INFLYTTNING | | | UTFLYTTNING | | | NETTOINFLYTTNING | | | OMFLYTTNING AV UTLÄNNINGAR | | | FLYTTNINGAR INOM OMRADET | | |
|-------------------------|-------------|-----|-------|-------------|-----|-------|------------------|-----|-------|-------------------------------|-----|-------|-----------------------------|-----|-------|
| | M | KV | SUMMA | M | KV | SUMMA | M | KV | SUMMA | IN | UT | NETTO | M | KV | SUMMA |
| KOMMUN 08 82 | OSKARSHAMN | | | | | | | | | | | | | | |
| - 4 | 87 | 75 | 162 | 77 | 70 | 147 | 10 | 5 | 15 | 44 | 37 | 7 | 49 | 58 | 107 |
| 5- 9 | 46 | 58 | 104 | 53 | 58 | 111 | -7 | -7 | -7 | 25 | 30 | -5 | 25 | 31 | 56 |
| 10-14 | 33 | 50 | 83 | 29 | 33 | 62 | 4 | 17 | 21 | 21 | 13 | 8 | 19 | 27 | 46 |
| 15-19 | 27 | 72 | 99 | 27 | 59 | 86 | | 13 | 13 | 7 | 12 | -5 | 24 | 53 | 77 |
| 20-24 | 118 | 155 | 273 | 99 | 149 | 248 | 19 | 6 | 25 | 35 | 18 | 17 | 57 | 68 | 125 |
| 25-29 | 127 | 112 | 239 | 110 | 96 | 206 | 17 | 16 | 33 | 47 | 34 | 13 | 72 | 51 | 123 |
| 30-34 | 60 | 70 | 130 | 83 | 63 | 146 | -23 | 7 | -16 | 19 | 46 | -27 | 47 | 39 | 86 |
| 35-39 | 48 | 30 | 78 | 47 | 27 | 74 | 1 | 3 | 4 | 20 | 28 | -8 | 29 | 20 | 49 |
| 40-44 | 30 | 14 | 44 | 27 | 24 | 51 | 3 | -10 | -7 | 11 | 17 | -6 | 17 | 15 | 32 |
| 45-49 | 19 | 13 | 32 | 18 | 8 | 26 | 1 | 5 | 6 | 4 | 10 | -6 | 16 | 11 | 27 |
| 50-54 | 19 | 10 | 29 | 13 | 8 | 21 | 6 | 2 | 8 | 6 | 3 | 3 | 8 | 7 | 15 |
| 55-59 | 9 | 8 | 17 | 10 | 4 | 14 | -1 | 4 | 3 | 2 | 4 | -2 | 11 | 9 | 20 |
| 60-64 | 8 | 3 | 11 | 6 | 8 | 14 | 2 | -5 | -3 | 1 | 3 | -2 | 3 | 3 | 6 |
| 65-69 | 7 | 7 | 14 | 8 | 6 | 14 | -1 | 1 | 1 | 1 | 1 | 3 | 9 | 7 | 16 |
| 70-74 | 2 | 8 | 10 | 3 | 4 | 7 | -1 | 4 | 3 | 2 | | 2 | 9 | 6 | 15 |
| 75-79 | 2 | 5 | 7 | 1 | 3 | 4 | 1 | 2 | 3 | 1 | 1 | | 1 | 4 | 5 |
| 80-84 | 2 | 3 | 5 | | 2 | 2 | 2 | 1 | 3 | 1 | | 1 | 1 | 3 | 4 |
| 85- | | | | 1 | 1 | 2 | -1 | -1 | -2 | | | | | 1 | 1 |
| SUMMA | 644 | 693 | 1337 | 612 | 623 | 1235 | 32 | 70 | 102 | 247 | 257 | -10 | 397 | 413 | 810 |
| KOMMUN 08 83 | VÄSTERVIK | | | | | | | | | | | | | | |
| - 4 | 61 | 78 | 139 | 71 | 80 | 151 | -10 | -2 | -12 | 25 | 35 | -10 | 38 | 17 | 55 |
| 5- 9 | 54 | 34 | 88 | 42 | 67 | 109 | 12 | -33 | -21 | 12 | 22 | -10 | 22 | 12 | 34 |
| 10-14 | 39 | 45 | 84 | 30 | 29 | 59 | 9 | 16 | 25 | 13 | 15 | -2 | 17 | 23 | 40 |
| 15-19 | 43 | 80 | 123 | 32 | 65 | 97 | 11 | 15 | 26 | 34 | 14 | 20 | 21 | 57 | 78 |
| 20-24 | 123 | 148 | 271 | 166 | 184 | 350 | -43 | -36 | -79 | 40 | 45 | -5 | 89 | 92 | 181 |
| 25-29 | 132 | 101 | 233 | 143 | 131 | 274 | -11 | -30 | -41 | 37 | 53 | -16 | 77 | 46 | 123 |
| 30-34 | 75 | 63 | 138 | 86 | 55 | 141 | -11 | 8 | -3 | 19 | 18 | 1 | 34 | 20 | 54 |
| 35-39 | 46 | 30 | 76 | 40 | 31 | 71 | 6 | -1 | 5 | 15 | 16 | -1 | 20 | 16 | 36 |
| 40-44 | 32 | 29 | 61 | 27 | 19 | 46 | 5 | 10 | 15 | 13 | 6 | 7 | 9 | 8 | 17 |
| 45-49 | 23 | 18 | 41 | 17 | 8 | 25 | 6 | 10 | 16 | 8 | 1 | 7 | 16 | 9 | 25 |
| 50-54 | 16 | 12 | 28 | 7 | 10 | 17 | 9 | 2 | 11 | 4 | 1 | 3 | 12 | 12 | 24 |
| 55-59 | 13 | 15 | 28 | 4 | 9 | 13 | 9 | 6 | 15 | 2 | 2 | | 13 | 12 | 25 |
| 60-64 | 15 | 12 | 27 | 15 | 14 | 29 | | -2 | -2 | 5 | | -5 | 8 | 10 | 18 |
| 65-69 | 18 | 8 | 26 | 13 | 11 | 24 | 5 | -3 | 2 | 1 | | -1 | 12 | 8 | 20 |
| 70-74 | 2 | 7 | 9 | 9 | 10 | 19 | -7 | -3 | -10 | | 3 | -3 | 6 | 11 | 17 |
| 75-79 | 1 | | 1 | 3 | 6 | 9 | -2 | -6 | -8 | | 2 | -2 | 7 | 8 | 15 |
| 80-84 | | 1 | 1 | | 3 | 3 | | -2 | -2 | 1 | | 1 | 4 | 6 | 10 |
| 85- | 1 | 2 | 3 | | 1 | 1 | 1 | 1 | 2 | 1 | 1 | | 1 | 4 | 5 |
| SUMMA | 694 | 683 | 1377 | 705 | 733 | 1438 | -11 | -50 | -61 | 224 | 240 | -16 | 406 | 371 | 777 |
| KOMMUN 08 84 | VIMMERBY | | | | | | | | | | | | | | |
| - 4 | 33 | 39 | 72 | 26 | 27 | 53 | 7 | 12 | 19 | 11 | 3 | 8 | 13 | 14 | 27 |
| 5- 9 | 24 | 12 | 36 | 22 | 14 | 36 | 2 | -2 | -4 | 7 | 3 | 4 | 8 | 5 | 13 |
| 10-14 | 12 | 20 | 32 | 14 | 22 | 36 | -2 | -2 | -4 | 6 | 4 | 2 | 7 | 8 | 15 |
| 15-19 | 21 | 34 | 55 | 15 | 52 | 67 | 6 | -18 | -12 | 7 | 2 | 5 | 3 | 23 | 26 |
| 20-24 | 39 | 69 | 108 | 74 | 83 | 157 | -35 | -14 | -49 | 13 | 6 | 7 | 27 | 23 | 50 |
| 25-29 | 64 | 40 | 104 | 60 | 35 | 95 | 4 | 5 | 9 | 6 | 2 | 4 | 21 | 18 | 39 |
| 30-34 | 24 | 17 | 41 | 23 | 22 | 45 | 1 | -5 | -4 | 5 | 4 | 1 | 17 | 9 | 26 |
| 35-39 | 13 | 16 | 29 | 23 | 15 | 38 | -10 | 1 | -9 | 1 | 2 | -1 | 5 | 12 | 17 |
| 40-44 | 11 | 7 | 18 | 11 | 8 | 19 | | -1 | -1 | 2 | 4 | -2 | 4 | 5 | 9 |
| 45-49 | 7 | 9 | 16 | 7 | 7 | 14 | | 2 | 2 | 3 | 1 | 2 | 7 | 6 | 13 |
| 50-54 | 9 | 3 | 12 | 6 | 5 | 11 | 3 | -2 | 1 | 2 | 1 | 1 | 6 | 5 | 11 |
| 55-59 | 5 | 6 | 11 | 5 | 9 | 14 | | -3 | -3 | | | | 3 | 2 | 5 |
| 60-64 | 10 | 9 | 19 | 4 | 6 | 10 | 6 | 3 | 9 | | | | 4 | 2 | 6 |
| 65-69 | 2 | 6 | 8 | 9 | 2 | 11 | -7 | 4 | -3 | | | | 4 | 7 | 11 |
| 70-74 | 4 | 2 | 6 | 3 | 4 | 7 | 1 | -2 | -1 | | | | 3 | 5 | 8 |
| 75-79 | 1 | 2 | 3 | 1 | 1 | 2 | | 1 | 1 | | | | 1 | 3 | 4 |
| 80-84 | | 1 | 1 | | 1 | 1 | -1 | 1 | | | | | 1 | 4 | 5 |
| 85- | | | | 2 | | 2 | -2 | | -2 | | | | 1 | | 1 |
| SUMMA | 279 | 292 | 571 | 306 | 312 | 618 | -27 | -20 | -47 | 63 | 32 | 31 | 135 | 151 | 286 |

Tabell 6 (forts) Flyttningar efter kön, ålder och medborgarskap för kommuner 1975

| ÅLDER VID ÅRETS SLUT | INFLYTTNING | | | UTFLYTTNING | | | NETTOINFLYTTNING | | | OMFLYTTNING AV UTLÄNNINGAR | | | FLYTTNINGAR INOM OMÅRDET | | |
|-------------------------|-------------|-----|-------|-------------|-----|-------|------------------|------|-------|-------------------------------|-----|-------|-----------------------------|------|-------|
| | M | KV | SUMMA | M | KV | SUMMA | M | KV | SUMMA | IN | UT | NETTO | M | KV | SUMMA |
| KOMMUN 08 85 | BORGHOLM | | | | | | | | | | | | | | |
| - 4 | 23 | 30 | 53 | 13 | 15 | 28 | 10 | 15 | 25 | 6 | 1 | 5 | 8 | 14 | 22 |
| 5- 9 | 17 | 26 | 43 | 5 | 6 | 11 | 12 | 20 | 32 | 4 | 1 | 3 | 6 | 8 | 14 |
| 10-14 | 11 | 16 | 27 | 10 | 11 | 21 | 1 | 5 | 6 | 1 | 1 | 7 | 7 | 6 | 13 |
| 15-19 | 12 | 11 | 23 | 12 | 36 | 48 | | -25 | -25 | 2 | 1 | 1 | 7 | 9 | 16 |
| 20-24 | 34 | 55 | 89 | 48 | 56 | 104 | -14 | -1 | -15 | 2 | | 2 | 15 | 22 | 37 |
| 25-29 | 40 | 36 | 76 | 34 | 29 | 63 | 6 | 7 | 13 | 1 | 2 | -1 | 21 | 14 | 35 |
| 30-34 | 22 | 22 | 44 | 12 | 8 | 20 | 10 | 14 | 24 | 4 | 5 | -1 | 12 | 7 | 19 |
| 35-39 | 12 | 12 | 24 | 10 | 5 | 15 | 2 | 7 | 9 | 1 | 1 | | 2 | 6 | 8 |
| 40-44 | 8 | 8 | 16 | 3 | 5 | 8 | 5 | 3 | 8 | 1 | 2 | -1 | 5 | 3 | 8 |
| 45-49 | 8 | 1 | 9 | 4 | 10 | 14 | 4 | -9 | -5 | 1 | 1 | | 3 | 3 | 6 |
| 50-54 | 6 | 6 | 12 | 2 | 2 | 4 | 4 | 4 | 8 | | | | 3 | 3 | 6 |
| 55-59 | 9 | 13 | 22 | 4 | 3 | 7 | 5 | 10 | 15 | | | | 4 | 3 | 7 |
| 60-64 | 12 | 11 | 23 | 4 | 3 | 7 | 8 | 9 | 16 | 1 | | 1 | 5 | 5 | 10 |
| 65-69 | 7 | 5 | 12 | 2 | 1 | 3 | 5 | 4 | 9 | | | | 3 | 1 | 4 |
| 70-74 | | 2 | 2 | 3 | 1 | 4 | -3 | 1 | -2 | | | | 4 | 5 | 9 |
| 75-79 | 1 | | 1 | 1 | | 1 | | | | | | | 1 | 1 | 2 |
| 80-84 | | | | | | | | | | | | | | 2 | 2 |
| 85- | | | | | | | | | | | | | | | |
| SUMMA | 222 | 254 | 476 | 167 | 191 | 358 | 55 | 63 | 118 | 24 | 15 | 9 | 106 | 112 | 218 |
| KOMMUN 09 80 | GOTLAND | | | | | | | | | | | | | | |
| - 4 | 71 | 76 | 147 | 41 | 41 | 82 | 30 | 35 | 65 | 18 | 7 | 11 | 135 | 109 | 244 |
| 5- 9 | 55 | 46 | 101 | 37 | 30 | 67 | 18 | 16 | 34 | 8 | 2 | 6 | 86 | 89 | 175 |
| 10-14 | 38 | 39 | 77 | 27 | 33 | 60 | 11 | 6 | 17 | 1 | 7 | -6 | 64 | 46 | 110 |
| 15-19 | 45 | 46 | 91 | 49 | 76 | 125 | -4 | -30 | -34 | 6 | 3 | 3 | 67 | 110 | 177 |
| 20-24 | 95 | 144 | 239 | 118 | 150 | 268 | -23 | -6 | -29 | 11 | 8 | 3 | 188 | 246 | 434 |
| 25-29 | 130 | 108 | 238 | 102 | 94 | 196 | 28 | 14 | 42 | 8 | 5 | 3 | 214 | 178 | 392 |
| 30-34 | 72 | 68 | 140 | 57 | 53 | 110 | 15 | 15 | 30 | 8 | 4 | 4 | 117 | 68 | 185 |
| 35-39 | 38 | 31 | 69 | 26 | 22 | 48 | 12 | 9 | 21 | 2 | 3 | -1 | 49 | 42 | 91 |
| 40-44 | 20 | 15 | 35 | 21 | 16 | 37 | -1 | -1 | -2 | 2 | 1 | 1 | 36 | 18 | 54 |
| 45-49 | 19 | 16 | 35 | 13 | 12 | 25 | 6 | 4 | 10 | 2 | 2 | | 31 | 27 | 58 |
| 50-54 | 12 | 13 | 25 | 16 | 14 | 30 | -4 | -1 | -5 | | 1 | -1 | 20 | 22 | 42 |
| 55-59 | 15 | 13 | 28 | 7 | 9 | 16 | 8 | 4 | 12 | 2 | | 2 | 24 | 20 | 44 |
| 60-64 | 11 | 10 | 21 | 4 | 11 | 15 | 7 | -1 | 6 | | | | 20 | 21 | 41 |
| 65-69 | 7 | 9 | 16 | 9 | 7 | 16 | -2 | 2 | | | | | 16 | 14 | 30 |
| 70-74 | 3 | 7 | 10 | 4 | 7 | 11 | -1 | | -1 | 2 | | 2 | 15 | 18 | 33 |
| 75-79 | 2 | 3 | 5 | 3 | 4 | 7 | -1 | -1 | -2 | | | | 11 | 7 | 18 |
| 80-84 | 1 | | 1 | | | 1 | 1 | | 1 | | | | 6 | 8 | 14 |
| 85- | | 1 | 1 | | 2 | 2 | | -1 | -1 | | | | 2 | 2 | 4 |
| SUMMA | 634 | 645 | 1279 | 534 | 581 | 1115 | 100 | 64 | 164 | 70 | 43 | 27 | 1101 | 1045 | 2146 |
| KOMMUN 10 60 | OLOFSTRÖM | | | | | | | | | | | | | | |
| - 4 | 36 | 32 | 68 | 65 | 62 | 127 | -29 | -30 | -59 | 37 | 79 | -42 | 24 | 11 | 35 |
| 5- 9 | 32 | 21 | 53 | 58 | 61 | 119 | -26 | -40 | -66 | 32 | 67 | -35 | 15 | 10 | 25 |
| 10-14 | 10 | 17 | 27 | 33 | 33 | 66 | -23 | -16 | -39 | 11 | 31 | -20 | 10 | 13 | 23 |
| 15-19 | 39 | 53 | 92 | 52 | 67 | 119 | -13 | -14 | -27 | 56 | 58 | -2 | 13 | 18 | 31 |
| 20-24 | 91 | 84 | 175 | 158 | 119 | 277 | -67 | -35 | -102 | 74 | 126 | -52 | 32 | 34 | 66 |
| 25-29 | 96 | 47 | 143 | 149 | 71 | 220 | -53 | -24 | -77 | 75 | 111 | -36 | 40 | 17 | 57 |
| 30-34 | 37 | 30 | 67 | 87 | 60 | 147 | -50 | -30 | -80 | 30 | 72 | -42 | 15 | 11 | 26 |
| 35-39 | 24 | 11 | 35 | 58 | 32 | 90 | -34 | -21 | -55 | 16 | 43 | -27 | 9 | 11 | 20 |
| 40-44 | 13 | 8 | 21 | 38 | 10 | 48 | -25 | -2 | -27 | 10 | 29 | -19 | 7 | 6 | 13 |
| 45-49 | 12 | 7 | 19 | 23 | 9 | 32 | -11 | -2 | -13 | 10 | 20 | -10 | 5 | 8 | 13 |
| 50-54 | 9 | 3 | 12 | 11 | 4 | 15 | -2 | -1 | -3 | 8 | 9 | | 5 | 3 | 8 |
| 55-59 | 3 | 2 | 5 | 4 | 4 | 8 | -1 | -2 | -3 | 2 | 2 | | 6 | 2 | 8 |
| 60-64 | 3 | 4 | 7 | 4 | 6 | 10 | -1 | -2 | -3 | 3 | 3 | | 3 | 3 | 6 |
| 65-69 | 1 | 3 | 4 | 6 | 6 | 12 | -5 | -3 | -8 | | 1 | -1 | 2 | 2 | 4 |
| 70-74 | 1 | 1 | 2 | 1 | 1 | 2 | | | | | 1 | -1 | 4 | 2 | 6 |
| 75-79 | 1 | | 1 | 2 | | 2 | -1 | | -1 | | | | 2 | 2 | 4 |
| 80-84 | | 1 | 1 | 3 | | 3 | -3 | | -2 | 1 | 1 | | 1 | 2 | 3 |
| 85- | | | | 1 | 1 | 2 | | -1 | -1 | | 1 | -1 | 1 | 2 | 3 |
| SUMMA | 408 | 324 | 732 | 752 | 546 | 1298 | -344 | -222 | -566 | 365 | 653 | -288 | 191 | 152 | 343 |

| ÅLDER VID ÅRETS SLUT | INFLYTTNING | | | UTFLYTTNING | | | NETTOINFLYTTNING | | | OMFLYTTNING AV UTLÄNNINGAR | | | FLYTTNINGAR INOM OMRADET | | |
|-------------------------|-------------|-----|-------|-------------|-----|-------|------------------|-----|-------|-------------------------------|-----|-------|-----------------------------|------|-------|
| | M | KV | SUMMA | M | KV | SUMMA | M | KV | SUMMA | IN | UT | NETTO | M | KV | SUMMA |
| KOMMUN 10 80 | KARLSKRONA | | | | | | | | | | | | | | |
| - 4 | 96 | 84 | 180 | 90 | 95 | 185 | 6 | -11 | -5 | 22 | 15 | 7 | 129 | 153 | 282 |
| 5- 9 | 60 | 74 | 134 | 60 | 41 | 101 | 0 | 33 | 33 | 10 | 9 | 1 | 83 | 95 | 178 |
| 10-14 | 34 | 37 | 71 | 39 | 29 | 68 | -5 | 8 | 3 | 4 | 2 | 2 | 57 | 55 | 112 |
| 15-19 | 255 | 70 | 325 | 154 | 90 | 244 | 101 | -20 | 81 | 6 | 7 | -1 | 92 | 161 | 253 |
| 20-24 | 158 | 192 | 350 | 224 | 218 | 442 | -66 | -26 | -92 | 14 | 12 | 2 | 227 | 247 | 474 |
| 25-29 | 145 | 114 | 259 | 176 | 130 | 306 | -31 | -16 | -47 | 20 | 14 | 6 | 236 | 177 | 413 |
| 30-34 | 107 | 93 | 200 | 91 | 58 | 149 | 16 | 35 | 51 | 14 | 10 | 4 | 134 | 97 | 231 |
| 35-39 | 49 | 35 | 84 | 38 | 30 | 68 | 11 | 5 | 16 | 6 | 9 | -3 | 57 | 63 | 120 |
| 40-44 | 42 | 19 | 61 | 28 | 25 | 53 | 14 | -6 | 8 | 4 | 5 | -1 | 51 | 44 | 95 |
| 45-49 | 20 | 20 | 40 | 18 | 18 | 36 | 2 | 2 | 4 | 2 | 2 | 2 | 48 | 35 | 83 |
| 50-54 | 14 | 17 | 31 | 23 | 21 | 44 | -9 | -4 | -13 | 6 | 6 | | 35 | 28 | 63 |
| 55-59 | 19 | 21 | 40 | 18 | 19 | 37 | 1 | 2 | 3 | 2 | | 2 | 27 | 32 | 59 |
| 60-64 | 11 | 19 | 30 | 18 | 24 | 42 | -7 | -5 | -12 | | | | 22 | 25 | 47 |
| 65-69 | 19 | 12 | 31 | 18 | 22 | 40 | 1 | -10 | -9 | 1 | 3 | -2 | 17 | 16 | 33 |
| 70-74 | 11 | 6 | 17 | 8 | 13 | 21 | 3 | -7 | -4 | 1 | 1 | | 10 | 17 | 27 |
| 75-79 | 3 | 5 | 8 | 1 | 1 | 2 | 3 | 4 | 7 | 1 | | 1 | 7 | 6 | 13 |
| 80-84 | 2 | 3 | 5 | | 8 | 8 | 2 | -5 | -3 | 1 | 1 | | 1 | 4 | 5 |
| 85- | | 3 | 3 | | 3 | 3 | | | | 1 | | 1 | 1 | 2 | 3 |
| SUMMA | 1045 | 824 | 1869 | 1003 | 845 | 1848 | 42 | -21 | 21 | 115 | 96 | 19 | 1234 | 1257 | 2491 |
| KOMMUN 10 81 | RONNEBY | | | | | | | | | | | | | | |
| - 4 | 88 | 94 | 182 | 45 | 52 | 97 | 43 | 42 | 85 | 35 | 20 | 15 | 73 | 72 | 145 |
| 5- 9 | 61 | 53 | 114 | 52 | 41 | 93 | 9 | 12 | 21 | 26 | 19 | 7 | 40 | 40 | 80 |
| 10-14 | 46 | 58 | 104 | 20 | 24 | 44 | 26 | 34 | 60 | 41 | 11 | 30 | 23 | 27 | 50 |
| 15-19 | 51 | 76 | 127 | 43 | 64 | 107 | 8 | 12 | 20 | 41 | 20 | 21 | 32 | 54 | 86 |
| 20-24 | 124 | 139 | 263 | 128 | 131 | 259 | -4 | 8 | 4 | 65 | 37 | 28 | 86 | 104 | 190 |
| 25-29 | 151 | 96 | 247 | 102 | 63 | 165 | 49 | 33 | 82 | 50 | 34 | 16 | 114 | 85 | 199 |
| 30-34 | 95 | 71 | 166 | 67 | 43 | 110 | 28 | 28 | 56 | 45 | 16 | 29 | 63 | 39 | 102 |
| 35-39 | 59 | 36 | 95 | 38 | 25 | 63 | 21 | 11 | 32 | 32 | 20 | 12 | 29 | 17 | 46 |
| 40-44 | 44 | 33 | 77 | 23 | 15 | 38 | 21 | 18 | 39 | 27 | 13 | 14 | 15 | 17 | 32 |
| 45-49 | 41 | 19 | 60 | 25 | 13 | 38 | 16 | 6 | 22 | 25 | 15 | 10 | 13 | 8 | 21 |
| 50-54 | 28 | 16 | 44 | 14 | 11 | 25 | 14 | 5 | 19 | 4 | 2 | 2 | 12 | 13 | 25 |
| 55-59 | 16 | 13 | 29 | 8 | 17 | 25 | 8 | -4 | 4 | 1 | 1 | | 11 | 9 | 20 |
| 60-64 | 8 | 10 | 18 | 6 | 11 | 17 | 2 | -1 | 1 | | 1 | -1 | 8 | 9 | 17 |
| 65-69 | 17 | 16 | 33 | 8 | 12 | 20 | 9 | 4 | 13 | 2 | 2 | | 14 | 9 | 23 |
| 70-74 | 8 | 4 | 12 | 8 | 8 | 16 | | -4 | -4 | | 2 | -2 | 6 | 14 | 20 |
| 75-79 | 3 | 3 | 6 | 1 | 5 | 6 | 2 | -2 | | 1 | | 1 | 3 | 4 | 7 |
| 80-84 | 1 | | 1 | | 1 | 1 | 1 | -1 | | | 1 | -1 | 2 | 3 | 5 |
| 85- | | | | 2 | 2 | 2 | -2 | | -2 | | | | 2 | 4 | 6 |
| SUMMA | 841 | 737 | 1578 | 590 | 536 | 1126 | 251 | 201 | 452 | 395 | 214 | 181 | 546 | 528 | 1074 |
| KOMMUN 10 82 | KARLSHAMN | | | | | | | | | | | | | | |
| - 4 | 41 | 66 | 107 | 58 | 60 | 118 | -17 | 6 | -11 | 27 | 20 | 7 | 61 | 55 | 116 |
| 5- 9 | 49 | 33 | 82 | 44 | 38 | 82 | 5 | -5 | | 15 | 18 | -3 | 45 | 27 | 72 |
| 10-14 | 21 | 22 | 43 | 28 | 22 | 50 | -7 | | -7 | 5 | 6 | -1 | 20 | 30 | 50 |
| 15-19 | 25 | 45 | 70 | 32 | 58 | 90 | -7 | -13 | -20 | 13 | 5 | 8 | 33 | 68 | 101 |
| 20-24 | 90 | 108 | 198 | 103 | 147 | 250 | -13 | -39 | -52 | 19 | 21 | -2 | 99 | 122 | 221 |
| 25-29 | 104 | 90 | 194 | 113 | 85 | 198 | -9 | 5 | -4 | 30 | 25 | 5 | 91 | 68 | 159 |
| 30-34 | 63 | 52 | 115 | 59 | 40 | 99 | 4 | 12 | 16 | 19 | 14 | 5 | 55 | 41 | 96 |
| 35-39 | 34 | 32 | 66 | 26 | 33 | 59 | 8 | -1 | 7 | 14 | 11 | 3 | 41 | 27 | 68 |
| 40-44 | 27 | 12 | 39 | 29 | 19 | 48 | -2 | -7 | -9 | 7 | 9 | -2 | 22 | 20 | 42 |
| 45-49 | 22 | 13 | 35 | 26 | 11 | 37 | -4 | 2 | -2 | 5 | 7 | -2 | 21 | 17 | 38 |
| 50-54 | 13 | 11 | 24 | 11 | 13 | 24 | 2 | -2 | | 3 | 2 | 1 | 17 | 11 | 28 |
| 55-59 | 6 | 9 | 15 | 9 | 7 | 16 | -3 | 2 | -1 | 2 | 1 | 1 | 11 | 8 | 19 |
| 60-64 | 10 | 11 | 21 | 9 | 16 | 25 | 1 | -5 | -4 | 1 | 2 | -1 | 4 | 3 | 7 |
| 65-69 | 6 | 10 | 16 | 9 | 4 | 13 | -3 | 6 | 3 | | 1 | -1 | 7 | 4 | 11 |
| 70-74 | 7 | 6 | 13 | 3 | 6 | 9 | 4 | 4 | 4 | 2 | | 2 | 1 | 4 | 5 |
| 75-79 | 3 | | 3 | 1 | 3 | 4 | 2 | -3 | -1 | 1 | | 1 | 4 | 4 | 8 |
| 80-84 | 1 | 3 | 4 | 1 | 1 | 2 | | 2 | 2 | | | | 1 | 1 | 2 |
| 85- | 1 | | 1 | 1 | 3 | 4 | | -3 | -3 | | | | 1 | 1 | 2 |
| SUMMA | 523 | 523 | 1046 | 562 | 566 | 1128 | -39 | -43 | -82 | 163 | 142 | 21 | 534 | 511 | 1045 |

Tabell 6 (forts) Flyttningar efter kön, ålder och medborgarskap för kommuner 1975

| ÅLDER VID ÅRETS SLUT | INFLYTTNING | | | UTFLYTTNING | | | NETTOINFLYTTNING | | | OMFLYTTNING AV UTLÄNNINGAR | | | FLYTTNINGAR INOM OMRÅDET | | |
|-------------------------|--------------|-----|-------|-------------|-----|-------|------------------|-----|-------|-------------------------------|-----|-------|-----------------------------|-----|-------|
| | M | KV | SUMMA | M | KV | SUMMA | M | KV | SUMMA | IN | UT | NETTO | M | KV | SUMMA |
| KOMMUN 10 83 | SHLVESBORG | | | | | | | | | | | | | | |
| - 4 | 31 | 43 | 74 | 24 | 34 | 58 | 7 | 9 | 16 | 9 | 4 | 5 | 15 | 16 | 31 |
| 5- 9 | 20 | 10 | 30 | 14 | 20 | 34 | 6 | -10 | -4 | 7 | 5 | 2 | 10 | 7 | 17 |
| 10-14 | 13 | 23 | 36 | 6 | 17 | 23 | 7 | 6 | 13 | 7 | 1 | 6 | 9 | 5 | 14 |
| 15-19 | 20 | 29 | 49 | 15 | 32 | 47 | 5 | -3 | 2 | 1 | 3 | -2 | 6 | 17 | 23 |
| 20-24 | 43 | 65 | 108 | 48 | 80 | 128 | -5 | -15 | -20 | 3 | 4 | -1 | 25 | 30 | 55 |
| 25-29 | 50 | 49 | 99 | 51 | 37 | 88 | -1 | 12 | 11 | 10 | 7 | 3 | 28 | 16 | 44 |
| 30-34 | 26 | 27 | 53 | 37 | 35 | 72 | -11 | -8 | -19 | 4 | 6 | -2 | 14 | 9 | 23 |
| 35-39 | 18 | 23 | 41 | 19 | 7 | 26 | -1 | 16 | 15 | 6 | 2 | 4 | 7 | 3 | 10 |
| 40-44 | 13 | 5 | 18 | 10 | 4 | 14 | 3 | 1 | 4 | | 1 | -1 | 6 | 4 | 10 |
| 45-49 | 9 | 7 | 16 | 9 | 4 | 13 | 4 | 3 | 3 | 4 | 2 | 2 | 3 | 4 | 7 |
| 50-54 | 11 | 13 | 24 | 8 | 8 | 16 | 3 | 5 | 8 | | 1 | -1 | 3 | 1 | 4 |
| 55-59 | 10 | 8 | 18 | 5 | 6 | 11 | 5 | 2 | 7 | 1 | 3 | -2 | 2 | 1 | 3 |
| 60-64 | 5 | 6 | 11 | 2 | 6 | 8 | 3 | | 3 | | | | 3 | 4 | 7 |
| 65-69 | 5 | 6 | 11 | 7 | 8 | 15 | -2 | -2 | -4 | | 1 | -1 | 3 | 2 | 5 |
| 70-74 | 2 | 4 | 6 | 5 | 5 | 10 | -3 | -1 | -4 | | | | 3 | | 3 |
| 75-79 | 1 | 7 | 8 | 3 | 3 | 3 | -2 | 7 | 5 | | | | | 3 | 3 |
| 80-84 | 2 | | 2 | 1 | 3 | 4 | 1 | -3 | -2 | | | | | | |
| 85- | | 5 | 5 | | 1 | 1 | | 4 | 4 | | | | 1 | | 1 |
| SUMMA | 279 | 330 | 609 | 264 | 307 | 571 | 15 | 23 | 38 | 52 | 40 | 12 | 138 | 122 | 260 |
| KOMMUN 11 21 | ÖSTRA GÖINGE | | | | | | | | | | | | | | |
| - 4 | 56 | 58 | 114 | 34 | 32 | 66 | 22 | 26 | 48 | 14 | 18 | -4 | 24 | 30 | 54 |
| 5- 9 | 36 | 39 | 75 | 21 | 25 | 46 | 15 | 14 | 29 | 8 | 20 | -12 | 16 | 12 | 28 |
| 10-14 | 21 | 15 | 36 | 18 | 26 | 44 | 3 | -11 | -8 | 6 | 12 | -6 | 11 | 12 | 23 |
| 15-19 | 22 | 29 | 51 | 31 | 33 | 64 | -9 | -4 | -13 | 10 | 13 | -3 | 8 | 26 | 34 |
| 20-24 | 66 | 67 | 133 | 74 | 78 | 152 | -8 | -11 | -19 | 20 | 25 | -5 | 41 | 26 | 67 |
| 25-29 | 80 | 75 | 155 | 65 | 55 | 120 | 15 | 20 | 35 | 24 | 25 | -1 | 24 | 21 | 45 |
| 30-34 | 54 | 43 | 97 | 38 | 35 | 73 | 16 | 8 | 24 | 8 | 20 | -12 | 24 | 18 | 42 |
| 35-39 | 25 | 13 | 38 | 28 | 11 | 39 | -3 | 2 | -1 | 8 | 16 | -8 | 8 | 5 | 13 |
| 40-44 | 19 | 9 | 28 | 17 | 14 | 31 | 2 | -5 | -3 | 4 | 7 | -3 | 6 | | 6 |
| 45-49 | 13 | 9 | 22 | 15 | 8 | 23 | -2 | 1 | -1 | 3 | 5 | -2 | 5 | 3 | 8 |
| 50-54 | 17 | 10 | 27 | 7 | 12 | 19 | 10 | -2 | 8 | 4 | 5 | -1 | 2 | 3 | 5 |
| 55-59 | 9 | 5 | 14 | 13 | 7 | 20 | -4 | -2 | -6 | 1 | 3 | -2 | 2 | 4 | 6 |
| 60-64 | 8 | 13 | 21 | 1 | 3 | 4 | 7 | 10 | 17 | | | | 4 | 7 | 11 |
| 65-69 | 7 | 4 | 11 | 6 | 10 | 16 | 1 | -6 | -5 | | 3 | -3 | 6 | 3 | 9 |
| 70-74 | 1 | 5 | 6 | 4 | 8 | 12 | -3 | -3 | -6 | 1 | | 1 | 3 | 1 | 4 |
| 75-79 | 1 | 1 | 2 | 3 | 2 | 5 | -2 | -1 | -3 | | 2 | -2 | | 1 | 1 |
| 80-84 | | | | | 1 | 1 | | -1 | -1 | | | | | 2 | 2 |
| 85- | 1 | | 1 | | | | 1 | | 1 | | | | 1 | 1 | 2 |
| SUMMA | 436 | 395 | 831 | 375 | 360 | 735 | 61 | 35 | 96 | 111 | 174 | -63 | 185 | 175 | 360 |
| KOMMUN 11 37 | ÖRKELLJUNGA | | | | | | | | | | | | | | |
| - 4 | 20 | 18 | 38 | 13 | 16 | 29 | 7 | 2 | 9 | 2 | 6 | -4 | 6 | 4 | 10 |
| 5- 9 | 16 | 21 | 37 | 16 | 12 | 28 | | 9 | 9 | 6 | 9 | -3 | 2 | 3 | 5 |
| 10-14 | 4 | 12 | 16 | 11 | 12 | 23 | -7 | | -7 | 7 | 6 | 1 | 3 | | 3 |
| 15-19 | 14 | 22 | 36 | 11 | 21 | 32 | 3 | 1 | 4 | 6 | 3 | 3 | 1 | 2 | 3 |
| 20-24 | 32 | 36 | 68 | 43 | 60 | 103 | -11 | -24 | -35 | 4 | 5 | -1 | 4 | 4 | 8 |
| 25-29 | 40 | 28 | 68 | 36 | 25 | 61 | 4 | 3 | 7 | 8 | 6 | 2 | 3 | 2 | 5 |
| 30-34 | 31 | 21 | 52 | 20 | 13 | 33 | 11 | 8 | 19 | 8 | 6 | 2 | 6 | 3 | 9 |
| 35-39 | 9 | 13 | 22 | 12 | 10 | 22 | -3 | 3 | | 5 | 8 | -3 | 1 | | 1 |
| 40-44 | 4 | 6 | 10 | 9 | 8 | 17 | -5 | -2 | -7 | 7 | 4 | 3 | 1 | | 1 |
| 45-49 | 7 | 7 | 14 | 6 | 6 | 12 | 1 | 1 | 2 | 3 | 2 | 1 | 1 | 2 | 3 |
| 50-54 | 11 | 4 | 15 | 12 | 9 | 21 | -1 | -5 | -6 | 2 | 1 | 1 | 1 | | 1 |
| 55-59 | 8 | 8 | 16 | 3 | 6 | 9 | 5 | 2 | 7 | | 2 | -2 | | | |
| 60-64 | 5 | 4 | 9 | 3 | 7 | 10 | 2 | -3 | -1 | 1 | 2 | -1 | 2 | 1 | 3 |
| 65-69 | 6 | 8 | 14 | 3 | 5 | 8 | 3 | 3 | 6 | 1 | | 1 | 1 | 1 | 1 |
| 70-74 | 4 | 3 | 7 | 8 | 3 | 11 | -4 | | -4 | 1 | 1 | | | 2 | 2 |
| 75-79 | 3 | 1 | 4 | | | | 3 | 1 | 4 | 1 | | 1 | 1 | 1 | 2 |
| 80-84 | 3 | 2 | 5 | | 1 | 1 | 3 | 1 | 4 | | | | | | |
| 85- | | | | 1 | 1 | 2 | -1 | -1 | -2 | | | | | | |
| SUMMA | 217 | 214 | 431 | 207 | 215 | 422 | 10 | -1 | 9 | 62 | 61 | 1 | 32 | 25 | 57 |

| ÅLDER VID ÅRETS SLUT | INFLYTTNING | | | UTFLYTTNING | | | NETTOINFLYTTNING | | | OMFLYTTNING AV UTLÄNNINGAR | | | FLYTTNINGAR INOM OMRÅDET | | |
|-------------------------|-------------|-----|-------|-------------|-----|-------|------------------|-----|-------|-------------------------------|-----|-------|-----------------------------|-----|-------|
| | M | KV | SUMMA | M | KV | SUMMA | M | KV | SUMMA | IN | UT | NETTO | M | KV | SUMMA |
| KOMMUN 11 60 | TOMELILLA | | | | | | | | | | | | | | |
| - 4 | 27 | 22 | 49 | 18 | 14 | 32 | 9 | 8 | 17 | 1 | | 1 | 15 | 11 | 26 |
| 5- 9 | 16 | 14 | 30 | 11 | 22 | 33 | 5 | -8 | -3 | 3 | | 3 | 15 | 9 | 24 |
| 10-14 | 17 | 16 | 33 | 11 | 10 | 21 | 6 | 6 | 12 | 2 | 2 | | 3 | 5 | 8 |
| 15-19 | 12 | 20 | 32 | 19 | 45 | 64 | -7 | -25 | -32 | 2 | 3 | -1 | 7 | 10 | 17 |
| 20-24 | 38 | 57 | 95 | 65 | 72 | 137 | -27 | -15 | -42 | 4 | 4 | | 22 | 22 | 44 |
| 25-29 | 44 | 27 | 71 | 48 | 28 | 76 | -4 | -1 | -5 | 3 | 2 | 1 | 20 | 16 | 36 |
| 30-34 | 29 | 15 | 44 | 21 | 21 | 42 | 8 | -6 | 2 | 2 | 2 | | 12 | 9 | 21 |
| 35-39 | 18 | 17 | 35 | 10 | 4 | 14 | 8 | 13 | 21 | 4 | 1 | 3 | 7 | 2 | 9 |
| 40-44 | 9 | 10 | 19 | 12 | 7 | 19 | -3 | 3 | | 1 | 1 | | 3 | 6 | 9 |
| 45-49 | 9 | 8 | 17 | 6 | 8 | 14 | 3 | | 3 | | 1 | -1 | 4 | 2 | 6 |
| 50-54 | 7 | 4 | 11 | 11 | 6 | 17 | -4 | -2 | -6 | 2 | 2 | | 1 | 2 | 3 |
| 55-59 | 5 | 4 | 9 | 7 | 9 | 16 | -2 | -5 | -7 | | | | 6 | 10 | 16 |
| 60-64 | 5 | 7 | 12 | 4 | 4 | 8 | 1 | 3 | 4 | | | | 9 | 3 | 12 |
| 65-69 | 10 | 5 | 15 | 3 | 4 | 7 | 7 | 1 | 8 | 1 | | 1 | 8 | 4 | 12 |
| 70-74 | 5 | 7 | 12 | 5 | 6 | 11 | 1 | 1 | 1 | | | | 4 | 5 | 9 |
| 75-79 | 3 | 2 | 5 | | 4 | 4 | 3 | -2 | 1 | | | | 1 | 3 | 4 |
| 80-84 | 1 | 1 | 2 | | 2 | 2 | 1 | -1 | | | | | 1 | 1 | 1 |
| 85- | | | | | | | | | | | | | 1 | 1 | 2 |
| SUMMA | 255 | 236 | 491 | 251 | 266 | 517 | 4 | -30 | -26 | 25 | 18 | 7 | 138 | 121 | 259 |
| KOMMUN 11 62 | BROMÖLLA | | | | | | | | | | | | | | |
| - 4 | 35 | 47 | 82 | 29 | 26 | 55 | 6 | 21 | 27 | 12 | 13 | -1 | 12 | 3 | 15 |
| 5- 9 | 25 | 31 | 56 | 28 | 29 | 57 | -3 | 2 | -1 | 17 | 24 | -7 | 4 | 1 | 5 |
| 10-14 | 22 | 17 | 39 | 15 | 16 | 31 | 7 | 1 | 8 | 14 | 10 | 4 | 1 | | 1 |
| 15-19 | 13 | 26 | 39 | 14 | 31 | 45 | -1 | -5 | -6 | 10 | 9 | 1 | 6 | 8 | 14 |
| 20-24 | 56 | 44 | 100 | 72 | 66 | 138 | -16 | -22 | -38 | 21 | 36 | -15 | 12 | 7 | 19 |
| 25-29 | 58 | 53 | 111 | 62 | 32 | 94 | -4 | 21 | 17 | 23 | 27 | -4 | 5 | 6 | 11 |
| 30-34 | 48 | 42 | 90 | 31 | 26 | 57 | 17 | 16 | 33 | 23 | 24 | -1 | 5 | | 5 |
| 35-39 | 25 | 15 | 40 | 24 | 15 | 39 | 1 | | 1 | 11 | 17 | -6 | 3 | 1 | 4 |
| 40-44 | 9 | 3 | 12 | 19 | 5 | 24 | -10 | -2 | -12 | 7 | 8 | -1 | 1 | 1 | 2 |
| 45-49 | 7 | 5 | 12 | 12 | 4 | 16 | -5 | 1 | -4 | 2 | 7 | -5 | 2 | | 2 |
| 50-54 | 6 | 5 | 11 | 3 | 5 | 8 | 3 | | 3 | 3 | 1 | 2 | 2 | 2 | 4 |
| 55-59 | 3 | 2 | 5 | 9 | 4 | 13 | -6 | -2 | -8 | 2 | 4 | -2 | 1 | 1 | 1 |
| 60-64 | 2 | 2 | 4 | 4 | 7 | 11 | -2 | -5 | -7 | 1 | 3 | -2 | 1 | 1 | 2 |
| 65-69 | | 3 | 3 | 4 | 6 | 10 | -4 | -3 | -7 | | 2 | -2 | | 1 | 1 |
| 70-74 | 1 | | 1 | | 4 | 4 | 1 | -4 | -3 | | 1 | -1 | | | |
| 75-79 | | 1 | 1 | | 1 | 1 | | | | | | | | 1 | 1 |
| 80-84 | | | | 1 | | 1 | -1 | | -1 | | 1 | -1 | | | |
| 85- | | 2 | 2 | 1 | | 1 | -1 | 2 | 1 | | | | | | |
| SUMMA | 310 | 298 | 608 | 328 | 277 | 605 | -18 | 21 | 3 | 146 | 187 | -41 | 54 | 33 | 87 |
| KOMMUN 11 63 | OSBY | | | | | | | | | | | | | | |
| - 4 | 30 | 21 | 51 | 19 | 12 | 31 | 11 | 9 | 20 | 13 | 5 | 8 | 3 | 3 | 3 |
| 5- 9 | 28 | 19 | 47 | 13 | 8 | 21 | 15 | 11 | 26 | 8 | 2 | 6 | 3 | | 3 |
| 10-14 | 13 | 15 | 28 | 14 | 12 | 26 | -1 | 3 | 2 | 10 | 3 | 7 | | 2 | 2 |
| 15-19 | 15 | 25 | 40 | 22 | 29 | 51 | -7 | -4 | -11 | 3 | 4 | -1 | 4 | 2 | 6 |
| 20-24 | 45 | 59 | 104 | 62 | 68 | 130 | -17 | -9 | -26 | 9 | 9 | | 9 | 10 | 19 |
| 25-29 | 62 | 36 | 98 | 45 | 32 | 77 | 17 | 4 | 21 | 9 | 6 | 3 | 5 | 2 | 7 |
| 30-34 | 24 | 20 | 44 | 27 | 17 | 44 | -3 | 3 | | 3 | 1 | 2 | 2 | 3 | 5 |
| 35-39 | 10 | 12 | 22 | 8 | 4 | 12 | 2 | 8 | 10 | 6 | 3 | 3 | | 1 | 1 |
| 40-44 | 19 | 6 | 25 | 12 | 8 | 20 | 7 | -2 | 5 | 6 | 1 | 5 | 1 | | 1 |
| 45-49 | 12 | 12 | 24 | 6 | 4 | 10 | 6 | 8 | 14 | 7 | | 7 | 2 | 1 | 3 |
| 50-54 | 10 | 11 | 21 | 7 | 7 | 14 | 3 | 4 | 7 | 2 | 1 | 1 | | | |
| 55-59 | 6 | 9 | 15 | 4 | 8 | 12 | 2 | 1 | 3 | 2 | 1 | 1 | 2 | 4 | 6 |
| 60-64 | 5 | 3 | 8 | 2 | 6 | 8 | 3 | -3 | | | | | 1 | | 1 |
| 65-69 | 8 | 10 | 18 | 3 | 8 | 11 | 5 | 2 | 7 | 2 | | 2 | 1 | | 1 |
| 70-74 | 1 | 5 | 6 | 3 | 4 | 7 | -2 | 1 | -1 | | | | | 2 | 2 |
| 75-79 | 3 | 2 | 5 | 3 | 3 | 3 | | 2 | 2 | 1 | | 1 | 3 | | 3 |
| 80-84 | 1 | 2 | 3 | 1 | 3 | 4 | | -1 | -1 | 1 | 1 | | | 1 | 1 |
| 85- | | | | 1 | 1 | 2 | -1 | -1 | -2 | | | | | | |
| SUMMA | 292 | 267 | 559 | 252 | 231 | 483 | 40 | 36 | 76 | 82 | 37 | 45 | 33 | 31 | 64 |

Tabell 6 (forts) Flyttningar efter kön, ålder och medborgarskap för kommuner 1975

| ÅLDER VID BRETS SLUT | INFLYTTNING | | | UTFLYTTNING | | | NETTOINFLYTTNING | | | OMFLYTTNING AV UTLÄNNINGAR | | | FLYTTNINGAR INOM OMRÅDET | | |
|-------------------------|-------------|-----|-------|-------------|-----|-------|------------------|-----|-------|-------------------------------|-----|-------|-----------------------------|-----|-------|
| | M | KV | SUMMA | M | KV | SUMMA | M | KV | SUMMA | IN | UT | NETTO | M | KV | SUMMA |
| KOMMUN 11 65 PERSTORP | | | | | | | | | | | | | | | |
| - 4 | 20 | 41 | 61 | 23 | 19 | 42 | -3 | 22 | 19 | 24 | 14 | 10 | | | |
| 5- 9 | 28 | 22 | 50 | 22 | 20 | 42 | 6 | 2 | 8 | 26 | 15 | 11 | | | |
| 10-14 | 11 | 15 | 26 | 14 | 16 | 30 | -3 | -1 | -4 | 13 | 2 | 11 | | | |
| 15-19 | 15 | 22 | 37 | 16 | 42 | 58 | -1 | -20 | -21 | 11 | 13 | -2 | | | |
| 20-24 | 36 | 36 | 72 | 47 | 46 | 93 | -11 | -10 | -21 | 23 | 13 | 10 | | | |
| 25-29 | 42 | 28 | 70 | 39 | 24 | 63 | 3 | 4 | 7 | 23 | 19 | 4 | | | |
| 30-34 | 25 | 25 | 50 | 36 | 32 | 68 | -11 | -7 | -18 | 16 | 13 | 3 | | | |
| 35-39 | 12 | 9 | 21 | 19 | 11 | 30 | -7 | -2 | -9 | 6 | 5 | 1 | | | |
| 40-44 | 8 | 14 | 22 | 16 | 12 | 28 | -8 | 2 | -6 | 8 | 7 | 1 | | | |
| 45-49 | 10 | 2 | 12 | 14 | 8 | 22 | -4 | -6 | -10 | 5 | 2 | 3 | | | |
| 50-54 | 4 | 5 | 9 | 5 | 5 | 10 | -1 | | -1 | 1 | 1 | | | | |
| 55-59 | 5 | 2 | 7 | 3 | 6 | 9 | 2 | -4 | -2 | 1 | | 1 | | | |
| 60-64 | 3 | 3 | 6 | 7 | 6 | 13 | -4 | -3 | -7 | | | | | | |
| 65-69 | 4 | 4 | 8 | 5 | 3 | 8 | -1 | 1 | | | | | | | |
| 70-74 | | 3 | 3 | 3 | 2 | 5 | -3 | 1 | -2 | | | | | | |
| 75-79 | 1 | | 1 | 2 | 1 | 3 | -1 | -1 | -2 | | | | | | |
| 80-84 | | | | 1 | 2 | 3 | -1 | -2 | -3 | | | | | | |
| 85- | | 1 | 1 | | | | | 1 | 1 | | | | | | |
| SUMMA | 224 | 232 | 456 | 272 | 255 | 527 | -48 | -23 | -71 | 157 | 104 | 53 | | | |
| KOMMUN 11 66 KLIPPAN | | | | | | | | | | | | | | | |
| - 4 | 56 | 74 | 130 | 29 | 31 | 60 | 27 | 43 | 70 | 26 | 9 | 17 | 25 | 31 | 56 |
| 5- 9 | 51 | 40 | 91 | 27 | 25 | 52 | 24 | 15 | 39 | 20 | 7 | 13 | 22 | 24 | 46 |
| 10-14 | 29 | 38 | 67 | 23 | 21 | 44 | 6 | 17 | 23 | 12 | 6 | 6 | 16 | 17 | 33 |
| 15-19 | 55 | 42 | 97 | 32 | 62 | 94 | 23 | -20 | 3 | 10 | 11 | -1 | 19 | 21 | 40 |
| 20-24 | 86 | 90 | 176 | 94 | 92 | 186 | -8 | -2 | -10 | 25 | 10 | 15 | 29 | 33 | 62 |
| 25-29 | 86 | 65 | 151 | 80 | 51 | 131 | 6 | 14 | 20 | 20 | 12 | 8 | 28 | 47 | 75 |
| 30-34 | 59 | 45 | 104 | 34 | 17 | 51 | 25 | 28 | 53 | 22 | 7 | 15 | 32 | 19 | 51 |
| 35-39 | 29 | 21 | 50 | 17 | 18 | 35 | 12 | 3 | 15 | 7 | 5 | 2 | 19 | 8 | 27 |
| 40-44 | 30 | 23 | 53 | 19 | 16 | 35 | 11 | 7 | 18 | 11 | 4 | 7 | 10 | 7 | 17 |
| 45-49 | 16 | 13 | 29 | 5 | 17 | 22 | 11 | -4 | 7 | 7 | 3 | 4 | 5 | 3 | 8 |
| 50-54 | 9 | 7 | 16 | 18 | 7 | 25 | -9 | | -9 | 1 | 3 | -2 | 6 | 7 | 13 |
| 55-59 | 7 | 5 | 12 | 9 | 9 | 18 | -2 | -4 | -6 | | | | 4 | 8 | 12 |
| 60-64 | 12 | 12 | 24 | 6 | 5 | 11 | 6 | 7 | 13 | 2 | | 2 | 7 | 10 | 17 |
| 65-69 | 7 | 9 | 16 | 10 | 11 | 21 | -3 | -2 | -5 | 1 | 1 | | 10 | 7 | 17 |
| 70-74 | 3 | 5 | 8 | 6 | 3 | 9 | -3 | 2 | -1 | | 1 | -1 | 3 | 4 | 7 |
| 75-79 | 2 | 5 | 7 | | 1 | 1 | 2 | 4 | 6 | 1 | | 1 | 1 | 1 | 2 |
| 80-84 | | | | 2 | 1 | 3 | -2 | -1 | -3 | | | | 2 | | 2 |
| 85- | | | | | | | | | | | | | | | 2 |
| SUMMA | 537 | 494 | 1031 | 411 | 387 | 798 | 126 | 107 | 233 | 165 | 79 | 86 | 238 | 249 | 487 |
| KOMMUN 11 67 ÅSTORP | | | | | | | | | | | | | | | |
| - 4 | 76 | 56 | 132 | 43 | 34 | 77 | 33 | 22 | 55 | 22 | 9 | 13 | 15 | 6 | 21 |
| 5- 9 | 43 | 52 | 95 | 37 | 37 | 74 | 6 | 15 | 21 | 9 | 7 | 2 | 2 | 2 | 4 |
| 10-14 | 26 | 26 | 52 | 23 | 14 | 37 | 3 | 12 | 15 | 5 | 6 | -1 | 2 | 8 | 10 |
| 15-19 | 23 | 32 | 55 | 23 | 48 | 71 | | -16 | -16 | 8 | 9 | -1 | 14 | 10 | 24 |
| 20-24 | 71 | 76 | 147 | 58 | 74 | 132 | 13 | 2 | 15 | 15 | 10 | 5 | 8 | 6 | 14 |
| 25-29 | 109 | 82 | 191 | 79 | 50 | 129 | 30 | 32 | 62 | 23 | 11 | 12 | 11 | 6 | 17 |
| 30-34 | 62 | 48 | 110 | 30 | 29 | 59 | 32 | 19 | 51 | 11 | 4 | 7 | 4 | 5 | 9 |
| 35-39 | 32 | 18 | 50 | 35 | 15 | 50 | -3 | 3 | | 10 | 7 | 3 | 1 | 2 | 3 |
| 40-44 | 14 | 12 | 26 | 14 | 25 | 39 | | -13 | -13 | 1 | 7 | -6 | 2 | 3 | 5 |
| 45-49 | 11 | 17 | 28 | 15 | 8 | 23 | -4 | 9 | 5 | 3 | 5 | -2 | 2 | 4 | 6 |
| 50-54 | 9 | 7 | 16 | 14 | 10 | 24 | -5 | -3 | -8 | 1 | 1 | | 1 | 1 | 2 |
| 55-59 | 9 | 12 | 21 | 5 | 8 | 13 | 4 | 4 | 8 | 2 | 2 | 2 | 2 | 2 | 4 |
| 60-64 | 8 | 12 | 20 | 13 | 6 | 19 | -5 | 6 | 1 | 3 | 3 | | 1 | 2 | 3 |
| 65-69 | 4 | 6 | 10 | 11 | 10 | 21 | -7 | -4 | -11 | 2 | | 2 | 4 | 2 | 6 |
| 70-74 | 3 | 3 | 6 | 3 | 5 | 8 | | -2 | -2 | 1 | | 1 | 2 | 3 | 5 |
| 75-79 | 2 | 1 | 3 | 2 | 4 | 6 | | -3 | -3 | | | | 2 | | 2 |
| 80-84 | 1 | | 1 | | 2 | 2 | 1 | -2 | -1 | | | | | | 1 |
| 85- | | 1 | 1 | | 1 | 1 | | | | | | | | | 2 |
| SUMMA | 503 | 461 | 964 | 405 | 380 | 785 | 98 | 81 | 179 | 116 | 79 | 37 | 73 | 65 | 138 |

| ÅLDER VID ÅRETS SLUT | INFLYTTNING | | | UTFLYTTNING | | | NETTOINFLYTTNING | | | OMFLYTTNING AV UTLÄNNINGAR | | | FLYTTNINGAR INOM OMRÅDET | | |
|---------------------------|-------------|------|-------|-------------|------|-------|------------------|-----|-------|-------------------------------|-----|-------|-----------------------------|------|-------|
| | M | KV | SUMMA | M | KV | SUMMA | M | KV | SUMMA | IN | UT | NETTO | M | KV | SUMMA |
| KOMMUN 11 68 BRSTAD | | | | | | | | | | | | | | | |
| - 4 | 22 | 31 | 53 | 10 | 13 | 23 | 12 | 18 | 30 | 5 | | 5 | 14 | 10 | 24 |
| 5- 9 | 17 | 19 | 36 | 13 | 9 | 22 | 4 | 10 | 14 | 6 | 1 | 5 | 14 | 11 | 25 |
| 10-14 | 17 | 10 | 27 | 7 | 4 | 11 | 10 | 6 | 16 | 3 | 1 | 2 | 5 | 6 | 11 |
| 15-19 | 16 | 17 | 33 | 9 | 33 | 42 | 7 | -16 | -9 | 2 | 1 | 1 | 3 | 5 | 8 |
| 20-24 | 29 | 42 | 71 | 45 | 58 | 103 | -16 | -16 | -32 | 4 | 3 | 1 | 5 | 14 | 19 |
| 25-29 | 56 | 47 | 103 | 32 | 29 | 61 | 24 | 18 | 42 | 3 | 3 | | 19 | 19 | 38 |
| 30-34 | 32 | 27 | 59 | 18 | 12 | 30 | 14 | 15 | 29 | 8 | 1 | 7 | 13 | 6 | 19 |
| 35-39 | 20 | 16 | 36 | 8 | 11 | 19 | 12 | 5 | 17 | 3 | 1 | 2 | 8 | 4 | 12 |
| 40-44 | 6 | 7 | 13 | 10 | 4 | 14 | -4 | 3 | -1 | | 1 | -1 | 5 | 6 | 11 |
| 45-49 | 13 | 8 | 21 | 9 | 1 | 10 | 4 | 7 | 11 | | | | 3 | 2 | 5 |
| 50-54 | 10 | 11 | 21 | 5 | 9 | 14 | 5 | 2 | 7 | | | | 3 | 3 | 6 |
| 55-59 | 10 | 24 | 34 | 4 | 4 | 8 | 6 | 20 | 26 | | | | 2 | 1 | 3 |
| 60-64 | 21 | 16 | 37 | 7 | 9 | 16 | 14 | 7 | 21 | 1 | | 1 | 3 | 6 | 9 |
| 65-69 | 15 | 5 | 20 | 6 | 6 | 12 | 9 | -1 | 8 | 1 | | 1 | 2 | 3 | 5 |
| 70-74 | 7 | 4 | 11 | 4 | 6 | 10 | 3 | -2 | 1 | | | | 2 | | 2 |
| 75-79 | 3 | 3 | 6 | 3 | 3 | 6 | | | | 1 | | 1 | 3 | | 3 |
| 80-84 | | | | 2 | 1 | 3 | -2 | -1 | -3 | | | | | | 3 |
| 85- | | | | | | | | | | | | | 1 | 2 | 3 |
| SUMMA | 294 | 287 | 581 | 192 | 212 | 404 | 102 | 75 | 177 | 37 | 12 | 25 | 105 | 101 | 206 |
| KOMMUN 11 80 KRISTIANSTAD | | | | | | | | | | | | | | | |
| - 4 | 141 | 119 | 260 | 145 | 129 | 274 | -4 | -10 | -14 | 51 | 33 | 18 | 173 | 132 | 305 |
| 5- 9 | 78 | 98 | 176 | 97 | 99 | 196 | -19 | -1 | -20 | 34 | 26 | 8 | 119 | 93 | 212 |
| 10-14 | 38 | 70 | 108 | 53 | 60 | 113 | -15 | 10 | -5 | 14 | 10 | 4 | 54 | 74 | 128 |
| 15-19 | 64 | 142 | 206 | 58 | 94 | 152 | 6 | 48 | 54 | 21 | 18 | 3 | 70 | 157 | 227 |
| 20-24 | 249 | 394 | 643 | 202 | 329 | 531 | 47 | 65 | 112 | 67 | 30 | 37 | 267 | 303 | 570 |
| 25-29 | 249 | 205 | 454 | 265 | 233 | 498 | -16 | -28 | -44 | 38 | 34 | 4 | 311 | 236 | 547 |
| 30-34 | 156 | 105 | 261 | 149 | 139 | 288 | 7 | -34 | -27 | 33 | 25 | 8 | 161 | 112 | 273 |
| 35-39 | 85 | 62 | 147 | 87 | 51 | 138 | -2 | 11 | 9 | 19 | 21 | -2 | 76 | 63 | 139 |
| 40-44 | 49 | 35 | 84 | 40 | 34 | 74 | 9 | 1 | 10 | 12 | 9 | 3 | 45 | 41 | 86 |
| 45-49 | 26 | 30 | 56 | 30 | 31 | 61 | -4 | -1 | -5 | 12 | 2 | 10 | 42 | 39 | 81 |
| 50-54 | 37 | 32 | 69 | 22 | 28 | 50 | 15 | 4 | 19 | 7 | 8 | -1 | 45 | 39 | 84 |
| 55-59 | 32 | 20 | 52 | 26 | 18 | 44 | 6 | 2 | 8 | 9 | 5 | 4 | 42 | 28 | 70 |
| 60-64 | 24 | 24 | 48 | 15 | 20 | 35 | 9 | 4 | 13 | 2 | | 2 | 25 | 26 | 51 |
| 65-69 | 19 | 24 | 43 | 16 | 14 | 30 | 3 | 10 | 13 | 4 | 2 | 2 | 29 | 20 | 49 |
| 70-74 | 11 | 10 | 21 | 8 | 14 | 22 | 3 | -4 | -1 | | | | 18 | 21 | 39 |
| 75-79 | 8 | 8 | 16 | 8 | 6 | 14 | | 2 | 2 | 2 | | 2 | 5 | 10 | 15 |
| 80-84 | | 6 | 6 | | 3 | 3 | | 3 | 3 | 1 | | 1 | 7 | 14 | 21 |
| 85- | 2 | 1 | 3 | 3 | 3 | 6 | -1 | -2 | -3 | | | | | 11 | 11 |
| SUMMA | 1268 | 1385 | 2653 | 1224 | 1305 | 2529 | 44 | 80 | 124 | 326 | 223 | 103 | 1489 | 1419 | 2908 |
| KOMMUN 11 81 SIMRISHAMN | | | | | | | | | | | | | | | |
| - 4 | 53 | 35 | 88 | 39 | 27 | 66 | 14 | 8 | 22 | 7 | 5 | 2 | 33 | 40 | 73 |
| 5- 9 | 32 | 39 | 71 | 17 | 14 | 31 | 15 | 25 | 40 | 9 | 9 | | 24 | 21 | 45 |
| 10-14 | 23 | 18 | 41 | 17 | 16 | 33 | 6 | 2 | 8 | 1 | 1 | | 17 | 15 | 32 |
| 15-19 | 16 | 29 | 45 | 27 | 41 | 68 | -11 | -12 | -23 | 4 | 5 | -1 | 13 | 42 | 55 |
| 20-24 | 48 | 62 | 110 | 72 | 74 | 146 | -24 | -12 | -36 | 1 | 7 | -6 | 62 | 59 | 121 |
| 25-29 | 62 | 54 | 116 | 63 | 49 | 112 | -1 | 5 | 4 | 6 | 2 | 4 | 56 | 47 | 103 |
| 30-34 | 40 | 39 | 79 | 35 | 22 | 57 | 5 | 17 | 22 | 7 | | 7 | 27 | 30 | 57 |
| 35-39 | 34 | 23 | 57 | 13 | 11 | 24 | 21 | 12 | 33 | 8 | 1 | 7 | 27 | 9 | 36 |
| 40-44 | 17 | 16 | 33 | 12 | 15 | 27 | 5 | 1 | 6 | 2 | | 2 | 12 | 4 | 16 |
| 45-49 | 10 | 11 | 21 | 12 | 10 | 22 | -2 | 1 | -1 | 1 | 6 | -5 | 18 | 15 | 33 |
| 50-54 | 16 | 17 | 33 | 7 | 6 | 13 | 9 | 11 | 20 | 1 | 1 | | 7 | 5 | 12 |
| 55-59 | 15 | 15 | 30 | 13 | 10 | 23 | 2 | 5 | 7 | 1 | | 1 | 9 | 9 | 18 |
| 60-64 | 10 | 11 | 21 | 8 | 7 | 15 | 2 | 4 | 6 | | 1 | -1 | 4 | 13 | 17 |
| 65-69 | 23 | 14 | 37 | 8 | 3 | 11 | 15 | 11 | 26 | 1 | | 1 | 13 | 11 | 24 |
| 70-74 | 4 | 5 | 9 | 2 | 6 | 8 | 2 | -1 | 1 | | | | 3 | 3 | 6 |
| 75-79 | 2 | 3 | 5 | 3 | 2 | 5 | -1 | 1 | | | | | 1 | 1 | 2 |
| 80-84 | 2 | 2 | 4 | 1 | 1 | 2 | 1 | 1 | 2 | | | | | 4 | 4 |
| 85- | | 1 | 1 | | 2 | 2 | | -1 | -1 | | | | 1 | 2 | 3 |
| SUMMA | 407 | 394 | 801 | 349 | 316 | 665 | 58 | 78 | 136 | 49 | 38 | 11 | 327 | 330 | 657 |

Tabell 6 (forts) Flyttningar efter kön, ålder och medborgarskap för kommuner 1975

| ÅLDER VID ÅRETS SLUT | INFLYTTNING | | | UTFLYTTNING | | | NETTOINFLYTTNING | | | OMFLYTTNING AV UTLÄNNINGAR | | | FLYTTNINGAR INOM OMRÅDET | | |
|-------------------------|-------------|-----|-------|-------------|-----|-------|------------------|-----|-------|-------------------------------|-----|-------|-----------------------------|-----|-------|
| | M | KV | SUMMA | M | KV | SUMMA | M | KV | SUMMA | IN | UT | NETTO | M | KV | SUMMA |
| KOMMUN 11 82 | ÅNGELHOLM | | | | | | | | | | | | | | |
| - 4 | 87 | 69 | 156 | 58 | 47 | 105 | 29 | 22 | 51 | 22 | 11 | 11 | 71 | 70 | 141 |
| 5- 9 | 52 | 57 | 109 | 30 | 40 | 70 | 22 | 17 | 39 | 8 | 4 | 4 | 42 | 43 | 85 |
| 10-14 | 45 | 34 | 79 | 27 | 26 | 53 | 18 | 8 | 26 | 4 | 3 | 1 | 23 | 34 | 57 |
| 15-19 | 28 | 66 | 94 | 29 | 53 | 82 | -1 | 13 | 12 | 2 | 9 | -7 | 36 | 72 | 108 |
| 20-24 | 105 | 148 | 253 | 96 | 162 | 258 | 9 | -14 | -5 | 16 | 15 | 1 | 94 | 123 | 217 |
| 25-29 | 135 | 126 | 261 | 127 | 90 | 217 | 8 | 36 | 44 | 17 | 9 | 8 | 131 | 97 | 228 |
| 30-34 | 82 | 79 | 161 | 63 | 50 | 113 | 19 | 29 | 48 | 3 | 7 | -4 | 73 | 60 | 133 |
| 35-39 | 48 | 29 | 77 | 28 | 25 | 53 | 20 | 4 | 24 | 9 | 5 | 4 | 36 | 32 | 68 |
| 40-44 | 37 | 18 | 55 | 21 | 18 | 39 | 16 | | 16 | 6 | 6 | | 17 | 14 | 31 |
| 45-49 | 26 | 25 | 51 | 24 | 20 | 44 | 2 | 5 | 7 | 2 | 5 | -3 | 11 | 22 | 33 |
| 50-54 | 24 | 24 | 48 | 14 | 13 | 27 | 10 | 11 | 21 | 1 | 2 | -1 | 29 | 22 | 51 |
| 55-59 | 20 | 26 | 46 | 5 | 12 | 17 | 15 | 14 | 29 | 1 | 1 | | 17 | 23 | 40 |
| 60-64 | 23 | 23 | 46 | 12 | 15 | 27 | 11 | 8 | 19 | | 1 | -1 | 16 | 11 | 27 |
| 65-69 | 30 | 22 | 52 | 13 | 11 | 24 | 17 | 11 | 28 | 2 | | 2 | 13 | 13 | 26 |
| 70-74 | 13 | 14 | 27 | 5 | 10 | 15 | 8 | 4 | 12 | 2 | | 2 | 11 | 10 | 21 |
| 75-79 | 7 | 8 | 15 | 1 | 4 | 5 | 6 | 4 | 10 | | | | 9 | 6 | 15 |
| 80-84 | 3 | 3 | 6 | 2 | | 2 | 1 | 3 | 4 | | | | 4 | 9 | 13 |
| 85- | 2 | 2 | 4 | | | | 2 | 2 | 4 | | | | 3 | 8 | 11 |
| SUMMA | 767 | 773 | 1540 | 555 | 596 | 1151 | 212 | 177 | 389 | 95 | 78 | 17 | 636 | 669 | 1305 |
| KOMMUN 11 83 | HÄSSLEHOLM | | | | | | | | | | | | | | |
| - 4 | 94 | 95 | 189 | 68 | 86 | 154 | 26 | 9 | 35 | 41 | 18 | 23 | 83 | 81 | 164 |
| 5- 9 | 72 | 77 | 149 | 64 | 51 | 115 | 8 | 26 | 34 | 39 | 14 | 25 | 63 | 46 | 109 |
| 10-14 | 65 | 52 | 117 | 33 | 43 | 76 | 32 | 9 | 41 | 20 | 9 | 11 | 48 | 38 | 86 |
| 15-19 | 61 | 89 | 150 | 49 | 98 | 147 | 12 | -9 | 3 | 16 | 13 | 3 | 55 | 89 | 144 |
| 20-24 | 134 | 179 | 313 | 162 | 198 | 360 | -28 | -19 | -47 | 41 | 25 | 16 | 147 | 159 | 306 |
| 25-29 | 188 | 137 | 325 | 189 | 122 | 311 | -1 | 15 | 14 | 56 | 24 | 32 | 149 | 97 | 246 |
| 30-34 | 113 | 75 | 188 | 87 | 64 | 151 | 26 | 11 | 37 | 36 | 14 | 22 | 81 | 68 | 149 |
| 35-39 | 74 | 45 | 119 | 45 | 37 | 82 | 29 | 8 | 37 | 20 | 10 | 10 | 35 | 35 | 70 |
| 40-44 | 43 | 36 | 79 | 35 | 30 | 65 | 8 | 6 | 14 | 14 | 16 | -2 | 30 | 16 | 46 |
| 45-49 | 34 | 24 | 58 | 28 | 27 | 55 | 6 | -3 | 3 | 6 | 5 | 1 | 24 | 22 | 46 |
| 50-54 | 25 | 30 | 55 | 28 | 21 | 49 | -3 | 9 | 6 | 3 | 1 | 2 | 29 | 17 | 46 |
| 55-59 | 29 | 21 | 50 | 24 | 14 | 38 | 5 | 7 | 12 | 3 | 4 | -1 | 15 | 17 | 32 |
| 60-64 | 26 | 34 | 60 | 20 | 18 | 38 | 6 | 16 | 22 | 2 | 2 | | 17 | 16 | 33 |
| 65-69 | 25 | 23 | 48 | 17 | 24 | 41 | 8 | -1 | 7 | 2 | 2 | | 19 | 23 | 42 |
| 70-74 | 16 | 9 | 25 | 7 | 14 | 21 | 9 | -5 | 4 | 3 | | 1 | 13 | 14 | 27 |
| 75-79 | 7 | 8 | 15 | 11 | 6 | 17 | -4 | 2 | -2 | | | | 5 | 5 | 10 |
| 80-84 | 3 | 3 | 6 | 4 | 2 | 6 | -1 | 1 | | | | | 6 | 6 | 12 |
| 85- | 1 | 1 | 2 | | 1 | 1 | 1 | | 1 | 1 | | 1 | 1 | 1 | 2 |
| SUMMA | 1010 | 938 | 1948 | 871 | 856 | 1727 | 139 | 82 | 221 | 303 | 159 | 144 | 820 | 750 | 1570 |
| KOMMUN 12 14 | SVALÖV | | | | | | | | | | | | | | |
| - 4 | 62 | 46 | 108 | 35 | 36 | 71 | 27 | 10 | 37 | 21 | 17 | 4 | 19 | 15 | 34 |
| 5- 9 | 40 | 48 | 88 | 33 | 31 | 64 | 7 | 17 | 24 | 16 | 11 | 5 | 16 | 9 | 25 |
| 10-14 | 21 | 29 | 50 | 15 | 13 | 28 | 6 | 16 | 22 | 11 | 7 | 4 | 10 | 17 | 27 |
| 15-19 | 27 | 31 | 58 | 32 | 48 | 80 | -5 | -17 | -22 | 13 | 11 | 2 | 10 | 16 | 26 |
| 20-24 | 66 | 83 | 149 | 71 | 76 | 147 | -5 | 7 | 2 | 42 | 34 | 8 | 26 | 26 | 52 |
| 25-29 | 92 | 59 | 151 | 70 | 49 | 119 | 22 | 10 | 32 | 38 | 35 | 3 | 22 | 23 | 45 |
| 30-34 | 60 | 45 | 105 | 50 | 32 | 82 | 10 | 13 | 23 | 35 | 27 | 8 | 18 | 16 | 34 |
| 35-39 | 23 | 14 | 37 | 24 | 20 | 44 | -1 | -6 | -7 | 7 | 4 | 3 | 7 | 5 | 12 |
| 40-44 | 28 | 16 | 44 | 12 | 8 | 20 | 16 | 8 | 24 | 7 | 7 | | 6 | 8 | 14 |
| 45-49 | 8 | 11 | 19 | 10 | 12 | 22 | -2 | -1 | -3 | 7 | 5 | 2 | 6 | 4 | 10 |
| 50-54 | 12 | 5 | 17 | 12 | 4 | 16 | | 1 | 1 | 10 | 9 | 1 | 7 | 6 | 13 |
| 55-59 | 7 | 4 | 11 | 7 | 14 | 21 | | -10 | -10 | 4 | 4 | | 2 | 4 | 6 |
| 60-64 | 2 | 4 | 6 | 11 | 11 | 22 | -9 | -7 | -16 | 1 | 1 | | 5 | 6 | 11 |
| 65-69 | 5 | 2 | 7 | 8 | 8 | 16 | -3 | -6 | -9 | | | | 4 | 5 | 9 |
| 70-74 | 3 | 3 | 6 | 4 | 10 | 14 | -1 | -7 | -8 | | | | 5 | 3 | 8 |
| 75-79 | 2 | 4 | 6 | 3 | 2 | 5 | -1 | 2 | 1 | | | | 1 | 4 | 5 |
| 80-84 | 1 | | 1 | 1 | 2 | 3 | | -2 | -2 | 1 | | 1 | | | |
| 85- | 1 | | 1 | | | | 1 | | 1 | | | | 1 | | 1 |
| SUMMA | 460 | 404 | 864 | 398 | 376 | 774 | 62 | 28 | 90 | 213 | 172 | 41 | 165 | 167 | 332 |

| ÅLDER VID ÅRETS SLUT | INFLYTTNING | | | UTFLYTTNING | | | NETTOINFLYTTNING | | | OMFLYTTNING AV UTLYTTNINGAR | | | FLYTTNINGAR INOM OMRADET | | |
|----------------------------------|-------------|------------|-------------|-------------|------------|-------------|------------------|------------|------------|--------------------------------|------------|-----------|-----------------------------|-----------|-----------|
| | M | KV | SUMMA | M | KV | SUMMA | M | KV | SUMMA | IN | UT | NETTO | M | KV | SUMMA |
| KOMMUN 12 29 BARA | | | | | | | | | | | | | | | |
| - 4 | 26 | 28 | 54 | 21 | 24 | 45 | 5 | 4 | 9 | 7 | 1 | 6 | | 2 | 2 |
| 5- 9 | 17 | 21 | 38 | 19 | 29 | 48 | -2 | -8 | -10 | 1 | 5 | -4 | | 1 | 1 |
| 10-14 | 6 | 14 | 20 | 24 | 17 | 41 | -18 | -3 | -21 | | 4 | -4 | 1 | | 1 |
| 15-19 | 7 | 10 | 17 | 17 | 18 | 35 | -10 | -8 | -18 | 2 | 5 | -3 | | 2 | 2 |
| 20-24 | 23 | 23 | 46 | 22 | 23 | 45 | 1 | | 1 | | | | | 2 | 2 |
| 25-29 | 36 | 39 | 75 | 23 | 27 | 50 | 13 | 12 | 25 | 4 | 3 | 1 | 1 | 1 | 2 |
| 30-34 | 31 | 26 | 57 | 34 | 29 | 63 | -3 | -3 | -6 | 3 | 2 | 1 | | | |
| 35-39 | 11 | 11 | 22 | 22 | 19 | 41 | -11 | -8 | -19 | 1 | 2 | -1 | | 1 | 1 |
| 40-44 | 6 | 9 | 15 | 12 | 11 | 23 | -6 | -2 | -8 | 1 | 3 | -2 | 1 | | 1 |
| 45-49 | 4 | 2 | 6 | 2 | 8 | 10 | 2 | -6 | -4 | 1 | 1 | | | | |
| 50-54 | 3 | 3 | 6 | 7 | 3 | 10 | -4 | | -4 | | | | | | |
| 55-59 | 2 | 1 | 3 | 3 | 2 | 5 | -1 | -1 | -2 | | | | 2 | 2 | 4 |
| 60-64 | | 1 | 1 | 5 | 3 | 8 | -5 | -2 | -7 | | | | 1 | | 1 |
| 65-69 | 2 | 1 | 3 | 2 | 3 | 5 | | -2 | -2 | | | | 2 | 1 | 3 |
| 70-74 | 1 | 2 | 3 | 3 | 3 | 6 | -2 | -1 | -3 | | | | 1 | | 1 |
| 75-79 | | | | | | | | | | | | | | 2 | 2 |
| 80-84 | | | | | | | | | | | | | | | |
| 85- | | | | | | | | | | | | | 1 | | 1 |
| SUMMA | 175 | 191 | 366 | 216 | 219 | 435 | -41 | -28 | -69 | 20 | 26 | -6 | 10 | 14 | 24 |
| KOMMUN 12 30 STAFFANSTORP | | | | | | | | | | | | | | | |
| - 4 | 117 | 97 | 214 | 68 | 65 | 133 | 49 | 32 | 81 | 25 | 12 | 13 | 1 | 3 | 4 |
| 5- 9 | 69 | 68 | 137 | 58 | 51 | 109 | 11 | 17 | 28 | 10 | 11 | -1 | 4 | 4 | 8 |
| 10-14 | 40 | 55 | 95 | 25 | 39 | 64 | 15 | 16 | 31 | 13 | 10 | 3 | 2 | 5 | 7 |
| 15-19 | 25 | 54 | 79 | 24 | 61 | 85 | 1 | -7 | -6 | 9 | 6 | 3 | 1 | 4 | 5 |
| 20-24 | 83 | 114 | 197 | 70 | 94 | 164 | 13 | 20 | 33 | 11 | 14 | -3 | 7 | 6 | 13 |
| 25-29 | 137 | 135 | 272 | 84 | 86 | 170 | 53 | 49 | 102 | 14 | 9 | 5 | 5 | 3 | 8 |
| 30-34 | 137 | 111 | 248 | 69 | 64 | 133 | 68 | 47 | 115 | 14 | 13 | 1 | 4 | 4 | 8 |
| 35-39 | 51 | 44 | 95 | 49 | 38 | 87 | 2 | 6 | 8 | 8 | 7 | 1 | 2 | 2 | 4 |
| 40-44 | 31 | 16 | 47 | 32 | 18 | 50 | -1 | -2 | -3 | 6 | 8 | -2 | 3 | | 3 |
| 45-49 | 25 | 23 | 48 | 20 | 19 | 39 | 5 | 4 | 9 | 10 | 5 | 5 | 2 | 2 | 4 |
| 50-54 | 20 | 15 | 35 | 12 | 13 | 25 | 8 | 2 | 10 | 2 | 3 | -1 | 1 | 2 | 3 |
| 55-59 | 12 | 13 | 25 | 8 | 11 | 19 | 4 | 2 | 6 | | 1 | -1 | 1 | | 1 |
| 60-64 | 8 | 7 | 15 | 3 | 5 | 8 | 5 | 2 | 7 | | 1 | -1 | | 3 | 3 |
| 65-69 | 4 | 2 | 6 | 8 | 3 | 11 | -4 | -1 | -5 | | 1 | -1 | 1 | 1 | 2 |
| 70-74 | 4 | 6 | 10 | 3 | 4 | 7 | 1 | 2 | 3 | 1 | 1 | | 1 | | 1 |
| 75-79 | 1 | 3 | 4 | 1 | 5 | 6 | | -2 | -2 | | 1 | -1 | | | |
| 80-84 | 1 | | 1 | 1 | 1 | 2 | | -1 | -1 | | | | | 1 | 1 |
| 85- | | | | | | | | | | | | | | | |
| SUMMA | 765 | 763 | 1528 | 535 | 577 | 1112 | 230 | 186 | 416 | 123 | 103 | 20 | 35 | 40 | 75 |
| KOMMUN 12 31 BURLÖV | | | | | | | | | | | | | | | |
| - 4 | 49 | 54 | 103 | 63 | 63 | 126 | -14 | -9 | -23 | 20 | 7 | 13 | | | |
| 5- 9 | 36 | 41 | 77 | 48 | 48 | 96 | -12 | -7 | -19 | 14 | 8 | 6 | | | |
| 10-14 | 31 | 37 | 68 | 32 | 34 | 66 | -1 | 3 | 2 | 11 | 3 | 8 | | | |
| 15-19 | 40 | 60 | 100 | 29 | 40 | 69 | 11 | 20 | 31 | 11 | 4 | 7 | | | |
| 20-24 | 127 | 153 | 280 | 94 | 129 | 223 | 33 | 24 | 57 | 32 | 22 | 10 | | | |
| 25-29 | 128 | 84 | 212 | 131 | 97 | 228 | -3 | -13 | -16 | 27 | 17 | 10 | | | |
| 30-34 | 78 | 54 | 132 | 75 | 64 | 139 | 3 | -10 | -7 | 31 | 7 | 24 | | | |
| 35-39 | 49 | 31 | 80 | 49 | 37 | 86 | | -6 | -6 | 11 | 8 | 3 | | | |
| 40-44 | 30 | 20 | 50 | 38 | 15 | 53 | -8 | 5 | -3 | 10 | 6 | 4 | | | |
| 45-49 | 21 | 22 | 43 | 23 | 22 | 45 | -2 | | -2 | 5 | 5 | | | | |
| 50-54 | 22 | 21 | 43 | 27 | 13 | 40 | -5 | 8 | 3 | 7 | 5 | 2 | | | |
| 55-59 | 18 | 8 | 26 | 9 | 10 | 19 | 9 | -2 | 7 | 4 | 1 | 3 | | | |
| 60-64 | 9 | 9 | 18 | 9 | 13 | 22 | | -4 | -4 | 1 | 1 | | | | |
| 65-69 | 9 | 10 | 19 | 9 | 7 | 16 | | 3 | 3 | 1 | 1 | | | | |
| 70-74 | 4 | 3 | 7 | 4 | 4 | 8 | 4 | -1 | 3 | 1 | | 1 | | | |
| 75-79 | 3 | 5 | 8 | 2 | 4 | 6 | 1 | 1 | 2 | 1 | | 1 | | | |
| 80-84 | 2 | 2 | 4 | | 2 | 2 | | 2 | 2 | | | | | | |
| 85- | 1 | 1 | 2 | 3 | 2 | 5 | -2 | -1 | -3 | | | | | | |
| SUMMA | 657 | 615 | 1272 | 641 | 604 | 1245 | 16 | 11 | 27 | 187 | 95 | 92 | | | |

Tabell 6 (forts) Flyttningar efter kön, ålder och medborgarskap för kommuner 1975

| ÅLDER VID ÅRETS SLUT | INFLYTTNING | | | UTFLYTTNING | | | NETTOINFLYTTNING | | | OMFLYTTNING AV UTLÄNNINGAR | | | FLYTTNINGAR I VOM OMRÅDET | | |
|-------------------------|-------------|------|-------|-------------|-----|-------|------------------|-----|-------|-------------------------------|-----|-------|------------------------------|-----|-------|
| | M | KV | SUMMA | M | KV | SUMMA | M | KV | SUMMA | IN | UT | NETTO | M | KV | SUMMA |
| KOMMUN 12 33 VELLINGE | | | | | | | | | | | | | | | |
| - 4 | 119 | 131 | 250 | 55 | 54 | 109 | 64 | 77 | 141 | 23 | 3 | 20 | 17 | 24 | 41 |
| 5- 9 | 110 | 90 | 200 | 48 | 39 | 87 | 62 | 51 | 113 | 17 | 1 | 16 | 26 | 24 | 50 |
| 10-14 | 60 | 68 | 128 | 47 | 45 | 92 | 13 | 23 | 36 | 8 | 1 | 7 | 21 | 20 | 41 |
| 15-19 | 40 | 47 | 87 | 52 | 57 | 109 | -12 | -10 | -22 | 3 | 5 | -2 | 14 | 16 | 30 |
| 20-24 | 78 | 104 | 182 | 75 | 84 | 159 | 3 | 20 | 23 | 5 | 5 | | 11 | 12 | 23 |
| 25-29 | 185 | 188 | 373 | 83 | 91 | 174 | 102 | 97 | 199 | 16 | 3 | 13 | 19 | 22 | 41 |
| 30-34 | 159 | 159 | 318 | 79 | 61 | 140 | 80 | 98 | 178 | 23 | 10 | 13 | 33 | 34 | 67 |
| 35-39 | 79 | 61 | 140 | 45 | 38 | 83 | 34 | 23 | 57 | 4 | 2 | 2 | 19 | 15 | 34 |
| 40-44 | 49 | 41 | 90 | 24 | 23 | 47 | 25 | 18 | 43 | 3 | 2 | 1 | 14 | 15 | 29 |
| 45-49 | 36 | 36 | 72 | 27 | 17 | 44 | 9 | 19 | 28 | 1 | 3 | -2 | 9 | 5 | 14 |
| 50-54 | 34 | 33 | 67 | 17 | 22 | 39 | 17 | 11 | 28 | | 1 | -1 | 2 | 2 | 4 |
| 55-59 | 25 | 36 | 61 | 16 | 8 | 24 | 9 | 28 | 37 | 1 | | 1 | 1 | 4 | 5 |
| 60-64 | 30 | 24 | 54 | 13 | 15 | 28 | 17 | 9 | 26 | 1 | 2 | -1 | 6 | 5 | 11 |
| 65-69 | 28 | 12 | 40 | 11 | 11 | 22 | 17 | 1 | 18 | | 1 | -1 | 6 | 4 | 10 |
| 70-74 | 3 | 7 | 10 | 4 | 4 | 8 | -1 | 3 | 2 | | | | 3 | 5 | 8 |
| 75-79 | 3 | 6 | 9 | | | | 3 | 6 | 9 | | | | 6 | 2 | 8 |
| 80-84 | | 3 | 3 | 1 | 1 | 2 | -1 | 2 | 1 | | | | 2 | 1 | 3 |
| 85- | | 1 | 1 | | | | | 1 | 1 | | | | 3 | 2 | 5 |
| SUMMA | 1038 | 1047 | 2085 | 597 | 570 | 1167 | 441 | 477 | 918 | 105 | 39 | 66 | 212 | 212 | 424 |
| KOMMUN 12 60 BJUV | | | | | | | | | | | | | | | |
| - 4 | 61 | 51 | 112 | 47 | 34 | 81 | 14 | 17 | 31 | 36 | 33 | 3 | 5 | 9 | 14 |
| 5- 9 | 35 | 34 | 69 | 29 | 36 | 65 | 6 | -2 | 4 | 22 | 22 | | 10 | 10 | 20 |
| 10-14 | 31 | 22 | 53 | 28 | 27 | 55 | 3 | -5 | -2 | 20 | 15 | 5 | 4 | 8 | 12 |
| 15-19 | 29 | 44 | 73 | 31 | 55 | 86 | -2 | -11 | -13 | 17 | 19 | -2 | 6 | 16 | 22 |
| 20-24 | 89 | 91 | 180 | 88 | 93 | 181 | 1 | -2 | -1 | 44 | 50 | -6 | 34 | 15 | 49 |
| 25-29 | 84 | 57 | 141 | 85 | 57 | 142 | -1 | | -1 | 28 | 47 | -19 | 18 | 9 | 27 |
| 30-34 | 62 | 41 | 103 | 62 | 38 | 100 | | 3 | 3 | 36 | 32 | 4 | 11 | 6 | 17 |
| 35-39 | 36 | 16 | 52 | 39 | 18 | 57 | -3 | -2 | -5 | 22 | 26 | -4 | 4 | 8 | 12 |
| 40-44 | 23 | 15 | 38 | 28 | 16 | 44 | -5 | -1 | -6 | 15 | 21 | -6 | 7 | 4 | 11 |
| 45-49 | 20 | 10 | 30 | 13 | 9 | 22 | 7 | 1 | 8 | 7 | 12 | -5 | 4 | 2 | 6 |
| 50-54 | 12 | 8 | 20 | 12 | 14 | 26 | | -6 | 3 | 4 | 4 | -1 | 4 | 5 | 9 |
| 55-59 | 7 | 8 | 15 | 6 | 4 | 10 | 1 | 4 | 5 | 2 | 3 | -1 | 3 | 1 | 4 |
| 60-64 | 8 | 8 | 16 | 2 | 10 | 12 | 6 | -2 | 4 | | 3 | -3 | 1 | 3 | 4 |
| 65-69 | 5 | 6 | 11 | 7 | 4 | 11 | -2 | 2 | 2 | 2 | 2 | | 4 | 1 | 5 |
| 70-74 | 5 | 5 | 10 | 5 | 7 | 12 | | -2 | -2 | 1 | 1 | | 4 | 2 | 6 |
| 75-79 | 1 | 1 | 2 | 4 | 2 | 6 | -3 | -1 | -4 | | | | 3 | 4 | 7 |
| 80-84 | | | | | | | | | | | | | | 1 | 1 |
| 85- | | 1 | 1 | | 1 | 1 | | | | | | | 1 | | 1 |
| SUMMA | 508 | 418 | 926 | 486 | 425 | 911 | 22 | -7 | 15 | 255 | 290 | -35 | 123 | 104 | 227 |
| KOMMUN 12 61 KÄVLINGE | | | | | | | | | | | | | | | |
| - 4 | 139 | 96 | 235 | 68 | 64 | 132 | 71 | 32 | 103 | 23 | 12 | 11 | 35 | 28 | 63 |
| 5- 9 | 75 | 73 | 148 | 56 | 64 | 120 | 19 | 9 | 28 | 23 | 13 | 10 | 19 | 26 | 45 |
| 10-14 | 39 | 48 | 87 | 28 | 29 | 57 | 11 | 19 | 30 | 7 | 4 | 3 | 21 | 11 | 32 |
| 15-19 | 42 | 51 | 93 | 32 | 50 | 82 | 10 | 1 | 11 | 8 | 8 | | 9 | 17 | 26 |
| 20-24 | 95 | 123 | 218 | 88 | 104 | 192 | 7 | 19 | 26 | 16 | 23 | -7 | 35 | 41 | 76 |
| 25-29 | 175 | 166 | 341 | 96 | 93 | 189 | 79 | 73 | 152 | 27 | 19 | 8 | 55 | 35 | 90 |
| 30-34 | 114 | 103 | 217 | 92 | 73 | 165 | 22 | 30 | 52 | 17 | 23 | -6 | 34 | 29 | 63 |
| 35-39 | 53 | 42 | 95 | 47 | 30 | 77 | 6 | 12 | 18 | 9 | 13 | -4 | 22 | 14 | 36 |
| 40-44 | 36 | 17 | 53 | 29 | 13 | 42 | 7 | 4 | 11 | 6 | 8 | -2 | 3 | 6 | 9 |
| 45-49 | 26 | 18 | 44 | 19 | 17 | 36 | 7 | 1 | 8 | 5 | 11 | -6 | 6 | 2 | 8 |
| 50-54 | 17 | 21 | 38 | 19 | 12 | 31 | -2 | 9 | 7 | 4 | 5 | -1 | 3 | 6 | 9 |
| 55-59 | 21 | 10 | 31 | 15 | 11 | 26 | 6 | -1 | 5 | | 1 | -1 | 3 | 4 | 7 |
| 60-64 | 14 | 16 | 30 | 8 | 8 | 16 | 6 | 8 | 14 | | | | 3 | 4 | 7 |
| 65-69 | 12 | 12 | 24 | 7 | 6 | 13 | 5 | 6 | 11 | | | | 6 | 5 | 11 |
| 70-74 | 6 | 3 | 9 | 4 | 5 | 9 | 2 | -2 | | 1 | 3 | -2 | 4 | 2 | 6 |
| 75-79 | 2 | 1 | 3 | 1 | 3 | 4 | 1 | -2 | -1 | | 2 | -2 | 3 | 3 | 6 |
| 80-84 | 1 | 1 | 2 | | 1 | 1 | 1 | | 1 | | | | 2 | 5 | 7 |
| 85- | | 1 | 1 | 1 | | 1 | -1 | 1 | | | | | 1 | 1 | 2 |
| SUMMA | 867 | 802 | 1669 | 610 | 583 | 1193 | 257 | 219 | 476 | 146 | 145 | 1 | 264 | 239 | 503 |

| ÅLDER VID ÅRETS SLUT | INFLYTTNING | | | UTFLYTTNING | | | NETTOINFLYTTNING | | | OMFLYTTNING AV UTLÄNNINGAR | | | FLYTTNINGAR INOM OMRÅDET | | |
|-------------------------|-------------|-----|-------|-------------|-----|-------|------------------|-----|-------|-------------------------------|----|-------|-----------------------------|-----|-------|
| | M | KV | SUMMA | M | KV | SUMMA | M | KV | SUMMA | IN | UT | NETTO | M | KV | SUMMA |
| KOMMUN 12 62 LOMMA | | | | | | | | | | | | | | | |
| - 4 | 80 | 75 | 155 | 59 | 68 | 127 | 21 | 7 | 28 | 16 | 8 | 8 | 8 | 7 | 15 |
| 5- 9 | 48 | 44 | 92 | 51 | 49 | 100 | -3 | -5 | -8 | 6 | 9 | -3 | 14 | 9 | 23 |
| 10-14 | 31 | 25 | 56 | 30 | 31 | 61 | 1 | -6 | -5 | 3 | 4 | -1 | 11 | 16 | 27 |
| 15-19 | 18 | 34 | 52 | 45 | 54 | 99 | -27 | -20 | -47 | 2 | 6 | -4 | 7 | 4 | 11 |
| 20-24 | 38 | 61 | 99 | 59 | 83 | 142 | -21 | -22 | -43 | 10 | 12 | -2 | 1 | | 1 |
| 25-29 | 104 | 100 | 204 | 90 | 65 | 155 | 14 | 35 | 49 | 14 | 9 | 5 | 5 | 8 | 13 |
| 30-34 | 94 | 81 | 175 | 72 | 76 | 148 | 22 | 5 | 27 | 8 | 11 | -3 | 11 | 10 | 21 |
| 35-39 | 46 | 40 | 86 | 54 | 38 | 92 | -8 | 2 | -6 | 11 | 6 | 5 | 7 | 8 | 15 |
| 40-44 | 28 | 13 | 41 | 31 | 26 | 57 | -3 | -13 | -16 | 3 | 4 | -1 | 6 | 6 | 12 |
| 45-49 | 16 | 18 | 34 | 28 | 12 | 40 | -12 | 6 | -6 | 1 | 2 | -1 | 2 | 2 | 4 |
| 50-54 | 14 | 11 | 25 | 10 | 12 | 22 | 4 | -1 | 3 | 1 | 2 | -1 | 2 | 3 | 5 |
| 55-59 | 7 | 9 | 16 | 11 | 10 | 21 | -4 | -1 | -5 | | | | 2 | | 2 |
| 60-64 | 12 | 9 | 21 | 11 | 12 | 23 | 1 | -3 | -2 | | | | | 2 | 2 |
| 65-69 | 11 | 9 | 20 | 6 | 6 | 12 | 5 | 3 | 8 | | | | 1 | | 1 |
| 70-74 | 7 | 5 | 12 | 1 | 6 | 7 | 6 | -1 | 5 | | | | | | |
| 75-79 | 4 | 2 | 6 | 3 | 3 | 6 | 1 | -1 | 1 | | | | | | |
| 80-84 | | 2 | 2 | | 1 | 1 | | 1 | 1 | | | | | | |
| 85- | 1 | | 1 | 1 | | 1 | | | | | | | | | |
| SUMMA | 559 | 538 | 1097 | 562 | 552 | 1114 | -3 | -14 | -17 | 75 | 73 | 2 | 77 | 75 | 152 |
| KOMMUN 12 63 SVEDALA | | | | | | | | | | | | | | | |
| - 4 | 67 | 68 | 135 | 35 | 19 | 54 | 32 | 49 | 81 | 5 | 2 | 3 | | | |
| 5- 9 | 38 | 37 | 75 | 21 | 19 | 40 | 17 | 18 | 35 | 6 | 3 | 3 | | 1 | 1 |
| 10-14 | 23 | 24 | 47 | 18 | 7 | 25 | 5 | 17 | 22 | 4 | 2 | 2 | 2 | 3 | 5 |
| 15-19 | 21 | 26 | 47 | 9 | 21 | 30 | 12 | 5 | 17 | 3 | 4 | -1 | 1 | | 1 |
| 20-24 | 51 | 86 | 137 | 45 | 43 | 88 | 6 | 43 | 49 | 1 | 3 | -2 | 4 | 1 | 5 |
| 25-29 | 97 | 86 | 183 | 40 | 34 | 74 | 57 | 52 | 109 | 9 | 5 | 4 | 2 | | ? |
| 30-34 | 59 | 51 | 110 | 26 | 19 | 45 | 33 | 32 | 65 | 5 | 2 | 3 | | | |
| 35-39 | 39 | 32 | 71 | 12 | 5 | 17 | 27 | 27 | 54 | 5 | 2 | 3 | 1 | 1 | 2 |
| 40-44 | 26 | 20 | 46 | 6 | 10 | 16 | 20 | 10 | 30 | 4 | 1 | 3 | | 1 | 1 |
| 45-49 | 15 | 20 | 35 | 6 | 5 | 11 | 9 | 15 | 24 | 1 | 1 | | 1 | 1 | 2 |
| 50-54 | 14 | 13 | 27 | 7 | 4 | 11 | 7 | 9 | 16 | | 1 | -1 | | 1 | 1 |
| 55-59 | 8 | 6 | 14 | 5 | 2 | 7 | 3 | 4 | 7 | | | | | | |
| 60-64 | 3 | 3 | 6 | 7 | 4 | 11 | -4 | -1 | -5 | | | | | 2 | 2 |
| 65-69 | 6 | 4 | 10 | 5 | 3 | 8 | 1 | 1 | 2 | | 1 | -1 | 3 | 1 | 4 |
| 70-74 | 5 | 5 | 10 | 2 | 4 | 6 | 3 | 1 | 4 | | | | 1 | 1 | 1 |
| 75-79 | 3 | 2 | 5 | 2 | | 2 | 1 | 2 | 3 | | | | | 1 | 1 |
| 80-84 | 2 | 2 | 4 | | 4 | 4 | 2 | -2 | | | | | | | |
| 85- | 1 | | 1 | 1 | | 1 | | | | | | | | | |
| SUMMA | 478 | 485 | 963 | 247 | 203 | 450 | 231 | 282 | 513 | 43 | 27 | 16 | 15 | 13 | 28 |
| KOMMUN 12 64 SKURUP | | | | | | | | | | | | | | | |
| - 4 | 61 | 50 | 111 | 29 | 20 | 49 | 32 | 30 | 62 | 14 | 6 | 8 | 7 | 9 | 16 |
| 5- 9 | 39 | 39 | 78 | 17 | 15 | 32 | 22 | 24 | 46 | 6 | 3 | 3 | 6 | 10 | 16 |
| 10-14 | 33 | 27 | 60 | 12 | 11 | 23 | 21 | 16 | 37 | 8 | | 8 | 10 | 2 | 12 |
| 15-19 | 21 | 22 | 43 | 14 | 27 | 41 | 7 | -5 | 2 | 2 | 1 | 1 | 3 | 7 | 10 |
| 20-24 | 37 | 59 | 96 | 34 | 47 | 81 | 3 | 12 | 15 | 8 | 5 | 3 | 23 | 15 | 38 |
| 25-29 | 73 | 96 | 169 | 46 | 37 | 83 | 27 | 59 | 86 | 13 | 6 | 7 | 17 | 13 | 30 |
| 30-34 | 66 | 35 | 101 | 29 | 11 | 40 | 37 | 24 | 61 | 6 | 3 | 3 | 10 | 7 | 17 |
| 35-39 | 41 | 25 | 66 | 21 | 13 | 34 | 20 | 12 | 32 | 9 | 3 | 6 | 9 | 3 | 12 |
| 40-44 | 18 | 16 | 34 | 10 | 5 | 15 | 9 | 11 | 19 | | 1 | -1 | 4 | 7 | 11 |
| 45-49 | 9 | 11 | 20 | 3 | 7 | 10 | 6 | 4 | 10 | | 1 | -1 | 4 | 3 | 7 |
| 50-54 | 14 | 8 | 22 | 7 | 5 | 12 | 7 | 3 | 10 | 3 | 2 | 1 | 2 | 6 | 8 |
| 55-59 | 8 | 4 | 12 | 3 | 5 | 8 | 5 | -1 | 4 | 1 | | 1 | 4 | 4 | 8 |
| 60-64 | 6 | 15 | 21 | 5 | 7 | 12 | 1 | 8 | 9 | 1 | | 1 | 3 | 10 | 13 |
| 65-69 | 5 | 9 | 14 | 8 | 5 | 13 | -3 | 4 | 1 | | | | 8 | 4 | 12 |
| 70-74 | 5 | 3 | 8 | 5 | 4 | 9 | | -1 | -1 | | | | 3 | 1 | 4 |
| 75-79 | | 4 | 4 | 3 | 2 | 5 | -3 | 2 | -1 | | | | 3 | 3 | 6 |
| 80-84 | 1 | 2 | 3 | 1 | 2 | 3 | | | | | | | 3 | 2 | 5 |
| 85- | 1 | 1 | 2 | | | | 1 | 1 | 2 | | | | | 3 | 3 |
| SUMMA | 438 | 426 | 864 | 247 | 223 | 470 | 191 | 203 | 394 | 71 | 31 | 40 | 119 | 109 | 228 |

Tabell 6 (forts) Flyttningar efter kön, ålder och medborgarskap för kommuner 1975

| ÅLDER VID ÅRETS SLUT | INFLYTTNING | | | UTFLYTTNING | | | NETTOINFLYTTNING | | | OMFLYTTNING AV UTLÄNNINGAR | | | FLYTTNINGAR INOM OMRÅDET | | |
|-------------------------|-------------|-----|-------|-------------|-----|-------|------------------|-----|-------|-------------------------------|----|-------|-----------------------------|-----|-------|
| | M | KV | SUMMA | M | KV | SUMMA | M | KV | SUMMA | IN | UT | NETTO | M | KV | SUMMA |
| KOMMUN 12 65 SJHÖBO | | | | | | | | | | | | | | | |
| - 4 | 66 | 43 | 109 | 31 | 27 | 58 | 35 | 16 | 51 | 11 | 2 | 9 | 13 | 13 | 26 |
| 5- 9 | 42 | 31 | 73 | 22 | 23 | 45 | 20 | 8 | 28 | 10 | 1 | 9 | 10 | 7 | 17 |
| 10-14 | 25 | 19 | 44 | 21 | 11 | 32 | 4 | 8 | 12 | 1 | 1 | | 7 | 11 | 18 |
| 15-19 | 22 | 20 | 42 | 20 | 55 | 75 | 2 | -35 | -33 | | 2 | -2 | 16 | 9 | 25 |
| 20-24 | 40 | 63 | 103 | 59 | 69 | 128 | -19 | -6 | -25 | 11 | 4 | 7 | 21 | 24 | 45 |
| 25-29 | 72 | 76 | 148 | 65 | 37 | 102 | 7 | 39 | 46 | 10 | 3 | 7 | 23 | 9 | 32 |
| 30-34 | 62 | 46 | 108 | 29 | 29 | 58 | 33 | 17 | 50 | 8 | 2 | 6 | 7 | 10 | 17 |
| 35-39 | 32 | 22 | 54 | 18 | 14 | 32 | 14 | 8 | 22 | 6 | 1 | 5 | 7 | 6 | 13 |
| 40-44 | 18 | 6 | 24 | 15 | 8 | 23 | 3 | -2 | 1 | 1 | 2 | -1 | 10 | 5 | 15 |
| 45-49 | 15 | 11 | 26 | 5 | 5 | 10 | 10 | 6 | 16 | 1 | | 1 | 7 | 4 | 11 |
| 50-54 | 15 | 6 | 21 | 8 | 7 | 15 | 7 | -1 | 6 | 1 | 1 | | 2 | 4 | 6 |
| 55-59 | 6 | 11 | 17 | 5 | 4 | 9 | 1 | 7 | 8 | | | | 7 | 8 | 15 |
| 60-64 | 8 | 8 | 16 | 3 | 9 | 12 | 5 | -1 | 4 | | | | 4 | 7 | 11 |
| 65-69 | 6 | 7 | 13 | 11 | 4 | 15 | -5 | 3 | -2 | | | | 11 | 5 | 16 |
| 70-74 | 2 | 1 | 3 | 3 | 6 | 9 | -1 | -5 | -6 | | 1 | -1 | 3 | | 3 |
| 75-79 | | 2 | 2 | 3 | 3 | 6 | -3 | -1 | -4 | | | | 4 | 1 | 5 |
| 80-84 | 1 | 1 | 2 | 1 | | 1 | | 1 | 1 | | | | 2 | 3 | 5 |
| 85- | | | | | 1 | 1 | | -1 | -1 | | | | 2 | 2 | 4 |
| SUMMA | 432 | 373 | 805 | 319 | 312 | 631 | 113 | 61 | 174 | 60 | 20 | 40 | 156 | 128 | 284 |
| KOMMUN 12 66 HÖRBY | | | | | | | | | | | | | | | |
| - 4 | 29 | 25 | 54 | 21 | 14 | 35 | 8 | 11 | 19 | 4 | 3 | 1 | 8 | 13 | 21 |
| 5- 9 | 32 | 21 | 53 | 16 | 16 | 32 | 16 | 5 | 21 | 4 | 2 | 2 | 5 | 2 | 7 |
| 10-14 | 18 | 24 | 42 | 10 | 8 | 18 | 8 | 16 | 24 | 3 | | 3 | 6 | 4 | 10 |
| 15-19 | 18 | 31 | 49 | 19 | 35 | 54 | -1 | -4 | -5 | 4 | | 4 | 8 | 18 | 26 |
| 20-24 | 37 | 46 | 83 | 55 | 69 | 124 | -18 | -23 | -41 | 2 | 2 | | 15 | 21 | 36 |
| 25-29 | 59 | 46 | 105 | 44 | 29 | 73 | 15 | 17 | 32 | 6 | 4 | 2 | 21 | 6 | 27 |
| 30-34 | 36 | 21 | 57 | 26 | 16 | 42 | 10 | 5 | 15 | 4 | 2 | 2 | 9 | 3 | 12 |
| 35-39 | 23 | 22 | 45 | 11 | 10 | 21 | 12 | 12 | 24 | 5 | 1 | 4 | 7 | 7 | 14 |
| 40-44 | 15 | 17 | 32 | 5 | 9 | 14 | 10 | 8 | 18 | 3 | | 3 | 2 | 2 | 4 |
| 45-49 | 11 | 8 | 19 | 6 | 9 | 15 | 5 | -1 | 4 | | 1 | -1 | 4 | 3 | 7 |
| 50-54 | 5 | 5 | 10 | 10 | 7 | 17 | -5 | -2 | -7 | 1 | | 1 | 1 | 6 | 7 |
| 55-59 | 6 | 4 | 10 | 3 | 7 | 10 | 3 | -3 | | | | | 4 | 2 | 6 |
| 60-64 | 9 | 8 | 17 | 13 | 9 | 22 | -4 | -1 | -5 | | | | 2 | 6 | 8 |
| 65-69 | 8 | 4 | 12 | 13 | 9 | 22 | -5 | -5 | -10 | | | | 5 | 5 | 10 |
| 70-74 | 2 | 3 | 5 | 4 | 3 | 7 | -2 | -2 | -2 | | | | 6 | 8 | 14 |
| 75-79 | | | | 1 | 2 | 3 | -1 | -2 | -3 | | | | 6 | 3 | 9 |
| 80-84 | 1 | | 1 | 1 | | 1 | | | | 1 | | 1 | 2 | 1 | 3 |
| 85- | | | | | | | | | | | | | 3 | | 3 |
| SUMMA | 309 | 285 | 594 | 258 | 252 | 510 | 51 | 33 | 84 | 37 | 15 | 22 | 114 | 110 | 224 |
| KOMMUN 12 67 HÖR | | | | | | | | | | | | | | | |
| - 4 | 59 | 51 | 110 | 19 | 21 | 40 | 40 | 30 | 70 | 9 | 2 | 7 | 5 | 4 | 9 |
| 5- 9 | 49 | 30 | 79 | 20 | 12 | 32 | 29 | 18 | 47 | 5 | 2 | 3 | 4 | 8 | 12 |
| 10-14 | 32 | 14 | 46 | 16 | 16 | 32 | 16 | -2 | 14 | 2 | 3 | -1 | 4 | 4 | 8 |
| 15-19 | 17 | 37 | 54 | 19 | 31 | 50 | -2 | 6 | 4 | 7 | 7 | | 7 | 10 | 17 |
| 20-24 | 48 | 59 | 107 | 36 | 55 | 91 | 12 | 4 | 16 | 3 | 3 | | 7 | 12 | 19 |
| 25-29 | 62 | 66 | 128 | 46 | 29 | 75 | 16 | 37 | 53 | 3 | 5 | -2 | 11 | 7 | 18 |
| 30-34 | 77 | 58 | 135 | 27 | 16 | 43 | 50 | 42 | 92 | 7 | 3 | 4 | 6 | 2 | 8 |
| 35-39 | 41 | 22 | 63 | 16 | 16 | 32 | 25 | 6 | 31 | 4 | 2 | 2 | 5 | 4 | 9 |
| 40-44 | 13 | 10 | 23 | 11 | 7 | 18 | 2 | 3 | 5 | 1 | 1 | | 3 | 2 | 5 |
| 45-49 | 15 | 8 | 23 | 14 | 3 | 17 | 1 | 5 | 6 | 2 | 1 | 1 | | 2 | 2 |
| 50-54 | 18 | 18 | 36 | 6 | 5 | 11 | 12 | 13 | 25 | 2 | 1 | 1 | 3 | 4 | 7 |
| 55-59 | 10 | 15 | 25 | 3 | 8 | 11 | 7 | 7 | 14 | 1 | | 1 | 4 | 2 | 6 |
| 60-64 | 15 | 12 | 27 | 6 | 11 | 17 | 9 | 1 | 10 | 1 | | 1 | 2 | 2 | 4 |
| 65-69 | 22 | 17 | 39 | 11 | 7 | 18 | 11 | 10 | 21 | 1 | | 1 | 2 | 3 | 5 |
| 70-74 | 5 | 7 | 12 | 6 | 8 | 14 | -1 | -1 | -2 | 2 | | 2 | 3 | 3 | 6 |
| 75-79 | 3 | 2 | 5 | 2 | | 2 | 1 | 2 | 3 | | | | 4 | | 4 |
| 80-84 | | | | 1 | 2 | 3 | -1 | -2 | -3 | | | | | 3 | 3 |
| 85- | | | | | | | | | | | | | 6 | | 6 |
| SUMMA | 486 | 426 | 912 | 259 | 247 | 506 | 227 | 179 | 406 | 50 | 30 | 20 | 76 | 72 | 148 |

| ÅLDER VID ÅRETS SLUT | INFLYTTNING | | | UTFLYTTNING | | | NETTOINFLYTTNING | | | OMFLYTTNING AV UTLÄNNINGAR | | | FLYTTNINGAR INOM OMRÅDET | | |
|-------------------------|-------------|------|-------|-------------|------|-------|------------------|-------|-------|-------------------------------|------|-------|-----------------------------|-------|-------|
| | M | KV | SUMMA | M | KV | SUMMA | M | KV | SUMMA | IN | UT | NETTO | M | KV | SUMMA |
| KOMMUN 12 80 MALMH | | | | | | | | | | | | | | | |
| - 4 | 390 | 414 | 804 | 677 | 656 | 1333 | -287 | -242 | -529 | 285 | 193 | 92 | 797 | 722 | 1519 |
| 5- 9 | 305 | 285 | 590 | 516 | 457 | 973 | -211 | -172 | -383 | 206 | 198 | 8 | 561 | 573 | 1134 |
| 10-14 | 236 | 237 | 473 | 358 | 332 | 690 | -122 | -95 | -217 | 161 | 131 | 30 | 447 | 499 | 946 |
| 15-19 | 292 | 531 | 823 | 288 | 381 | 669 | 4 | 150 | 154 | 185 | 120 | 65 | 745 | 1278 | 2023 |
| 20-24 | 1032 | 1243 | 2275 | 877 | 1166 | 2043 | 155 | 77 | 232 | 515 | 261 | 254 | 2292 | 2437 | 4729 |
| 25-29 | 1124 | 833 | 1957 | 1545 | 1335 | 2880 | -421 | -502 | -923 | 524 | 451 | 73 | 2051 | 1508 | 3559 |
| 30-34 | 670 | 474 | 1144 | 1068 | 763 | 1831 | -398 | -289 | -687 | 354 | 361 | -7 | 1349 | 890 | 2239 |
| 35-39 | 401 | 238 | 639 | 572 | 347 | 919 | -171 | -109 | -280 | 196 | 227 | -31 | 867 | 513 | 1380 |
| 40-44 | 244 | 131 | 375 | 320 | 238 | 558 | -76 | -107 | -183 | 109 | 127 | -18 | 651 | 452 | 1103 |
| 45-49 | 226 | 149 | 375 | 263 | 202 | 465 | -37 | -53 | -90 | 102 | 67 | 35 | 580 | 438 | 1018 |
| 50-54 | 167 | 137 | 304 | 191 | 180 | 371 | -24 | -43 | -67 | 74 | 46 | 28 | 557 | 453 | 1010 |
| 55-59 | 90 | 105 | 195 | 152 | 148 | 300 | -62 | -43 | -105 | 28 | 31 | -3 | 428 | 391 | 819 |
| 60-64 | 91 | 120 | 211 | 101 | 114 | 215 | -10 | 6 | -4 | 31 | 22 | 9 | 349 | 352 | 701 |
| 65-69 | 107 | 105 | 212 | 114 | 98 | 212 | -7 | 7 | | 24 | 19 | 5 | 278 | 318 | 596 |
| 70-74 | 57 | 74 | 131 | 49 | 52 | 101 | 8 | 22 | 30 | 18 | 18 | | 173 | 252 | 425 |
| 75-79 | 18 | 31 | 49 | 22 | 37 | 59 | -4 | -6 | -10 | 5 | 4 | 1 | 105 | 180 | 285 |
| 80-84 | 11 | 14 | 25 | 11 | 13 | 24 | | 1 | 1 | 1 | 3 | -2 | 60 | 158 | 218 |
| 85- | 9 | 6 | 15 | 3 | 11 | 14 | 6 | -5 | 1 | 1 | 3 | -2 | 48 | 118 | 166 |
| SUMMA | 5470 | 5127 | 10597 | 7127 | 6530 | 13657 | -1657 | -1403 | -3060 | 2810 | 2282 | 537 | 12338 | 11532 | 23870 |
| KOMMUN 12 81 LUND | | | | | | | | | | | | | | | |
| - 4 | 263 | 240 | 503 | 377 | 349 | 726 | -114 | -109 | -223 | 107 | 82 | 25 | 191 | 195 | 386 |
| 5- 9 | 163 | 140 | 303 | 213 | 173 | 386 | -50 | -33 | -83 | 64 | 59 | 5 | 104 | 103 | 207 |
| 10-14 | 94 | 100 | 194 | 92 | 98 | 190 | 2 | 2 | 4 | 45 | 17 | 28 | 59 | 63 | 122 |
| 15-19 | 121 | 294 | 415 | 75 | 146 | 221 | 46 | 148 | 194 | 40 | 22 | 18 | 89 | 151 | 240 |
| 20-24 | 803 | 1049 | 1852 | 431 | 669 | 1100 | 372 | 380 | 752 | 235 | 113 | 122 | 493 | 609 | 1102 |
| 25-29 | 872 | 635 | 1507 | 923 | 860 | 1783 | -51 | -225 | -276 | 200 | 233 | -33 | 560 | 477 | 1037 |
| 30-34 | 351 | 280 | 631 | 495 | 341 | 836 | -144 | -61 | -205 | 118 | 104 | 14 | 273 | 205 | 478 |
| 35-39 | 157 | 107 | 264 | 185 | 130 | 315 | -28 | -23 | -51 | 50 | 41 | 9 | 143 | 95 | 238 |
| 40-44 | 77 | 65 | 142 | 101 | 64 | 165 | -24 | 1 | -23 | 22 | 26 | -4 | 59 | 37 | 96 |
| 45-49 | 68 | 63 | 131 | 50 | 46 | 96 | 18 | 17 | 35 | 11 | 10 | 1 | 58 | 39 | 97 |
| 50-54 | 53 | 44 | 97 | 45 | 43 | 88 | 8 | 1 | 9 | 16 | 6 | 10 | 42 | 41 | 83 |
| 55-59 | 29 | 39 | 68 | 24 | 26 | 50 | 5 | 13 | 18 | 3 | 3 | | 36 | 37 | 73 |
| 60-64 | 32 | 54 | 86 | 41 | 42 | 83 | -9 | 12 | 3 | 4 | 9 | -5 | 23 | 32 | 55 |
| 65-69 | 46 | 33 | 79 | 39 | 44 | 83 | 7 | -11 | -4 | 1 | 5 | -4 | 29 | 28 | 57 |
| 70-74 | 18 | 25 | 43 | 12 | 19 | 31 | 6 | 6 | 12 | 3 | | 3 | 17 | 41 | 58 |
| 75-79 | 10 | 12 | 22 | 7 | 11 | 18 | 3 | 1 | 4 | 1 | | 1 | 17 | 26 | 43 |
| 80-84 | 4 | 4 | 8 | 2 | 6 | 8 | 2 | -2 | | | | | 7 | 22 | 29 |
| 85- | 2 | 4 | 6 | 1 | 4 | 5 | 1 | | 1 | | | | 10 | 21 | 31 |
| SUMMA | 3163 | 3188 | 6351 | 3113 | 3071 | 6184 | 50 | 117 | 167 | 920 | 730 | 190 | 2210 | 2222 | 4432 |
| KOMMUN 12 82 LANDSKRONA | | | | | | | | | | | | | | | |
| - 4 | 124 | 105 | 229 | 94 | 78 | 172 | 30 | 27 | 57 | 85 | 31 | 54 | 66 | 54 | 120 |
| 5- 9 | 80 | 85 | 165 | 65 | 79 | 144 | 15 | 6 | 21 | 69 | 26 | 43 | 37 | 51 | 88 |
| 10-14 | 55 | 57 | 112 | 44 | 54 | 98 | 11 | 3 | 14 | 34 | 15 | 19 | 23 | 25 | 48 |
| 15-19 | 78 | 110 | 188 | 56 | 75 | 131 | 22 | 35 | 57 | 53 | 21 | 32 | 37 | 38 | 75 |
| 20-24 | 198 | 208 | 406 | 172 | 207 | 379 | 26 | 1 | 27 | 117 | 62 | 55 | 62 | 56 | 118 |
| 25-29 | 218 | 159 | 377 | 214 | 147 | 361 | 4 | 12 | 16 | 136 | 72 | 64 | 82 | 90 | 162 |
| 30-34 | 132 | 94 | 226 | 113 | 79 | 197 | 14 | 15 | 29 | 77 | 47 | 30 | 75 | 53 | 128 |
| 35-39 | 81 | 54 | 135 | 71 | 37 | 108 | 10 | 17 | 27 | 40 | 34 | 6 | 36 | 21 | 57 |
| 40-44 | 57 | 37 | 94 | 54 | 25 | 79 | 3 | 12 | 15 | 41 | 18 | 23 | 20 | 16 | 36 |
| 45-49 | 48 | 28 | 76 | 39 | 27 | 66 | 9 | 1 | 10 | 25 | 11 | 14 | 20 | 14 | 34 |
| 50-54 | 26 | 19 | 45 | 26 | 20 | 46 | | -1 | -1 | 11 | 10 | 1 | 11 | 10 | 21 |
| 55-59 | 31 | 18 | 49 | 17 | 19 | 36 | 14 | -1 | 13 | 8 | 4 | 4 | 16 | 11 | 27 |
| 60-64 | 20 | 28 | 48 | 15 | 16 | 31 | 5 | 12 | 17 | 10 | 2 | 8 | 7 | 9 | 16 |
| 65-69 | 26 | 19 | 45 | 12 | 13 | 25 | 14 | 6 | 20 | 5 | 1 | 4 | 6 | 5 | 11 |
| 70-74 | 6 | 12 | 18 | 6 | 11 | 17 | | 1 | 1 | 4 | 3 | 1 | 8 | 6 | 14 |
| 75-79 | 4 | 4 | 8 | 5 | 10 | 15 | -1 | -6 | -7 | 1 | 1 | | 2 | 8 | 10 |
| 80-84 | 2 | 5 | 7 | 1 | 1 | 2 | 1 | 4 | 5 | | | | 3 | 4 | 7 |
| 85- | 2 | | 2 | 2 | 2 | 2 | 2 | -2 | | | | | 5 | 5 | 5 |
| SUMMA | 1188 | 1042 | 2230 | 1009 | 900 | 1909 | 179 | 142 | 321 | 716 | 358 | 358 | 511 | 466 | 977 |

Tabell 6 (forts) Flyttningar efter kön, ålder och medborgarskap för kommuner 1975

| ÅLDER VID ÅRETS SLUT | INFLYTTNING | | | UTFLYTTNING | | | NETTOINFLYTTNING | | | OMFLYTTNING AV UTLÄNNINGAR | | | FLYTTNINGAR INOM OMÅRDET | | |
|--------------------------|-------------|------|-------|-------------|------|-------|------------------|------|-------|-------------------------------|-----|-------|-----------------------------|------|-------|
| | M | KV | SUMMA | M | KV | SUMMA | M | KV | SUMMA | IN | UT | NETTO | M | KV | SUMMA |
| KOMMUN 12 83 HELSINGBORG | | | | | | | | | | | | | | | |
| - 4 | 184 | 160 | 344 | 262 | 248 | 510 | -78 | -88 | -166 | 88 | 79 | 9 | 263 | 258 | 521 |
| 5- 9 | 134 | 119 | 253 | 194 | 200 | 394 | -60 | -81 | -141 | 83 | 66 | 17 | 203 | 196 | 399 |
| 10-14 | 107 | 79 | 186 | 110 | 135 | 245 | -3 | -56 | -59 | 45 | 35 | 10 | 131 | 141 | 272 |
| 15-19 | 131 | 203 | 334 | 112 | 163 | 275 | 19 | 40 | 59 | 69 | 37 | 32 | 193 | 251 | 444 |
| 20-24 | 373 | 509 | 882 | 366 | 481 | 847 | 7 | 28 | 35 | 146 | 95 | 61 | 450 | 497 | 947 |
| 25-29 | 420 | 343 | 763 | 479 | 412 | 891 | -59 | -69 | -128 | 133 | 127 | 6 | 513 | 438 | 951 |
| 30-34 | 285 | 196 | 481 | 344 | 239 | 583 | -59 | -43 | -102 | 99 | 102 | -3 | 398 | 240 | 638 |
| 35-39 | 139 | 86 | 225 | 156 | 128 | 284 | -17 | -42 | -59 | 66 | 64 | 2 | 210 | 133 | 343 |
| 40-44 | 90 | 73 | 163 | 111 | 80 | 191 | -21 | -7 | -28 | 55 | 31 | 24 | 173 | 106 | 279 |
| 45-49 | 101 | 61 | 162 | 79 | 65 | 144 | 22 | -4 | 18 | 42 | 28 | 14 | 121 | 116 | 237 |
| 50-54 | 53 | 44 | 97 | 72 | 61 | 133 | -19 | -17 | -36 | 14 | 17 | -3 | 116 | 97 | 213 |
| 55-59 | 52 | 54 | 106 | 50 | 37 | 87 | 2 | 17 | 19 | 17 | 6 | 11 | 103 | 77 | 180 |
| 60-64 | 42 | 52 | 94 | 36 | 46 | 82 | 6 | 6 | 12 | 7 | 9 | -2 | 80 | 75 | 155 |
| 65-69 | 45 | 43 | 88 | 32 | 30 | 62 | 13 | 13 | 26 | 6 | 2 | 4 | 58 | 55 | 113 |
| 70-74 | 14 | 26 | 40 | 17 | 18 | 35 | -3 | 8 | 5 | 5 | 2 | 3 | 37 | 35 | 72 |
| 75-79 | 7 | 15 | 22 | 4 | 16 | 20 | 3 | -1 | 2 | 4 | 4 | 4 | 20 | 30 | 50 |
| 80-84 | 6 | 7 | 13 | 5 | 7 | 12 | 1 | | 1 | 1 | | 1 | 20 | 25 | 45 |
| 85- | 1 | 2 | 3 | 2 | 1 | 3 | -1 | 1 | | | | | 8 | 22 | 30 |
| SUMMA | 2184 | 2072 | 4256 | 2431 | 2367 | 4798 | -247 | -295 | -542 | 880 | 690 | 190 | 3097 | 2792 | 5889 |
| KOMMUN 12 84 HÖGANÄS | | | | | | | | | | | | | | | |
| - 4 | 80 | 91 | 171 | 51 | 47 | 98 | 29 | 44 | 73 | 34 | 28 | 6 | 37 | 26 | 63 |
| 5- 9 | 77 | 72 | 149 | 45 | 45 | 90 | 32 | 27 | 59 | 23 | 17 | 6 | 27 | 28 | 55 |
| 10-14 | 51 | 50 | 101 | 32 | 21 | 53 | 19 | 29 | 48 | 23 | 12 | 11 | 23 | 15 | 38 |
| 15-19 | 29 | 51 | 80 | 31 | 44 | 75 | -2 | 7 | 5 | 15 | 14 | 1 | 8 | 14 | 22 |
| 20-24 | 79 | 103 | 182 | 93 | 105 | 198 | -14 | -2 | -16 | 39 | 43 | -4 | 30 | 43 | 73 |
| 25-29 | 131 | 110 | 241 | 108 | 77 | 185 | 23 | 33 | 56 | 49 | 43 | 6 | 51 | 38 | 89 |
| 30-34 | 92 | 67 | 159 | 71 | 56 | 127 | 21 | 11 | 32 | 21 | 30 | -9 | 35 | 29 | 64 |
| 35-39 | 54 | 45 | 99 | 34 | 21 | 55 | 20 | 24 | 44 | 18 | 12 | 6 | 17 | 10 | 27 |
| 40-44 | 30 | 32 | 62 | 26 | 13 | 39 | 4 | 19 | 23 | 6 | 10 | -4 | 13 | 14 | 27 |
| 45-49 | 20 | 25 | 45 | 21 | 16 | 37 | -1 | 9 | 8 | 7 | 9 | -2 | 11 | 6 | 17 |
| 50-54 | 26 | 24 | 50 | 15 | 7 | 22 | 11 | 17 | 28 | 7 | 7 | | 4 | 9 | 13 |
| 55-59 | 22 | 24 | 46 | 13 | 13 | 26 | 9 | 11 | 20 | 6 | 5 | 1 | 5 | 10 | 15 |
| 60-64 | 18 | 25 | 43 | 7 | 9 | 16 | 11 | 16 | 27 | 1 | | 1 | 6 | 3 | 9 |
| 65-69 | 22 | 15 | 37 | 7 | 13 | 20 | 15 | 2 | 17 | 1 | | 1 | 1 | 2 | 3 |
| 70-74 | 6 | 4 | 10 | 4 | 5 | 9 | 2 | -1 | 1 | 1 | | 1 | 3 | 5 | 8 |
| 75-79 | 2 | 4 | 6 | 1 | 1 | 2 | 1 | 3 | 4 | | | | 2 | 2 | 4 |
| 80-84 | 2 | 1 | 3 | 1 | | 1 | 1 | 1 | 2 | | | | 2 | 2 | 4 |
| 85- | | 1 | 1 | | 1 | 1 | | | | | | | 1 | | 1 |
| SUMMA | 741 | 744 | 1485 | 560 | 494 | 1054 | 181 | 250 | 431 | 251 | 230 | 21 | 276 | 254 | 530 |
| KOMMUN 12 85 ESLÖV | | | | | | | | | | | | | | | |
| - 4 | 82 | 84 | 166 | 80 | 52 | 132 | 2 | 32 | 34 | 40 | 19 | 21 | 30 | 20 | 50 |
| 5- 9 | 69 | 51 | 120 | 53 | 40 | 93 | 16 | 11 | 27 | 22 | 11 | 11 | 18 | 26 | 44 |
| 10-14 | 40 | 36 | 76 | 33 | 22 | 55 | 7 | 14 | 21 | 14 | 5 | 9 | 17 | 19 | 36 |
| 15-19 | 43 | 76 | 119 | 41 | 90 | 131 | 2 | -14 | -12 | 32 | 27 | 5 | 14 | 22 | 36 |
| 20-24 | 126 | 135 | 261 | 143 | 158 | 301 | -17 | -23 | -40 | 44 | 32 | 12 | 39 | 46 | 85 |
| 25-29 | 150 | 129 | 279 | 122 | 110 | 232 | 28 | 19 | 47 | 46 | 30 | 16 | 50 | 39 | 89 |
| 30-34 | 81 | 45 | 126 | 64 | 59 | 123 | 17 | -14 | 3 | 23 | 11 | 12 | 23 | 14 | 37 |
| 35-39 | 39 | 37 | 76 | 42 | 20 | 62 | -3 | 17 | 14 | 9 | 8 | 1 | 11 | 14 | 25 |
| 40-44 | 30 | 23 | 53 | 22 | 19 | 41 | 8 | 4 | 12 | 5 | 3 | 2 | 14 | 11 | 25 |
| 45-49 | 25 | 15 | 40 | 26 | 20 | 46 | -1 | -5 | -6 | 8 | 7 | 1 | 6 | 5 | 11 |
| 50-54 | 18 | 13 | 31 | 19 | 12 | 31 | -1 | 1 | | 3 | 6 | -3 | 8 | 7 | 15 |
| 55-59 | 17 | 10 | 27 | 17 | 14 | 31 | | -4 | -4 | 3 | | 3 | 8 | 7 | 15 |
| 60-64 | 16 | 13 | 29 | 12 | 19 | 31 | 4 | -6 | -2 | 2 | 1 | 1 | 3 | 6 | 9 |
| 65-69 | 18 | 20 | 38 | 23 | 13 | 36 | -5 | 7 | 2 | 1 | 1 | | 6 | 5 | 11 |
| 70-74 | 7 | 13 | 20 | 6 | 8 | 14 | 1 | 5 | 6 | | | | 7 | 9 | 16 |
| 75-79 | 5 | 6 | 11 | 4 | 8 | 12 | 1 | -2 | -1 | | 4 | -4 | 4 | 3 | 7 |
| 80-84 | 1 | 2 | 3 | 1 | 3 | 4 | | -1 | -1 | | | | 2 | 1 | 3 |
| 85- | 1 | 3 | 4 | 1 | 2 | 3 | | 1 | 1 | 2 | 1 | 1 | 3 | | 3 |
| SUMMA | 768 | 711 | 1479 | 709 | 669 | 1378 | 59 | 42 | 101 | 254 | 166 | 88 | 263 | 254 | 517 |

| ÅLDER VID ÅRETS SLUT | INFLYTTNING | | | UTFLYTTNING | | | NETTOINFLYTTNING | | | OMFLYTTNING AV UTLÄNNINGAR | | | FLYTTNINGAR INOM OMRÅDET | | |
|--------------------------------|-------------|------------|-------------|-------------|------------|-------------|------------------|-------------|-------------|-------------------------------|------------|-------------|-----------------------------|------------|-------------|
| | M | KV | SUMMA | M | KV | SUMMA | M | KV | SUMMA | IN | UT | NETTO | M | KV | SUMMA |
| KOMMUN 12 86 YSTAD | | | | | | | | | | | | | | | |
| - 4 | 37 | 36 | 73 | 52 | 36 | 88 | -15 | | -15 | 10 | 2 | 8 | 23 | 35 | 58 |
| 5- 9 | 37 | 29 | 66 | 30 | 24 | 54 | 7 | 5 | 12 | 10 | 2 | 8 | 19 | 25 | 44 |
| 10-14 | 27 | 28 | 55 | 30 | 13 | 43 | -3 | 15 | 12 | 4 | 7 | -3 | 17 | 12 | 29 |
| 15-19 | 20 | 52 | 72 | 19 | 55 | 74 | 1 | -3 | -2 | 4 | 3 | 1 | 15 | 25 | 40 |
| 20-24 | 71 | 92 | 163 | 88 | 134 | 222 | -17 | -42 | -59 | 4 | 5 | -1 | 50 | 65 | 115 |
| 25-29 | 76 | 70 | 146 | 90 | 70 | 160 | -14 | | -14 | 15 | 8 | 7 | 53 | 30 | 83 |
| 30-34 | 44 | 43 | 87 | 64 | 43 | 107 | -20 | | -20 | 12 | 6 | 6 | 28 | 26 | 54 |
| 35-39 | 33 | 19 | 52 | 22 | 18 | 40 | 11 | 1 | 12 | 10 | 6 | 4 | 9 | 3 | 12 |
| 40-44 | 17 | 19 | 36 | 26 | 7 | 33 | -9 | 12 | 3 | 3 | 2 | 1 | 10 | 8 | 18 |
| 45-49 | 17 | 18 | 35 | 14 | 13 | 27 | 3 | 5 | 8 | 4 | 2 | 2 | 6 | 8 | 14 |
| 50-54 | 20 | 19 | 39 | 10 | 12 | 22 | 10 | 7 | 17 | 1 | 2 | -1 | 7 | 10 | 17 |
| 55-59 | 15 | 17 | 32 | 4 | 6 | 10 | 11 | 11 | 22 | | | | 8 | 7 | 15 |
| 60-64 | 10 | 14 | 24 | 9 | 13 | 22 | 1 | 1 | 2 | 2 | | 2 | 7 | 14 | 21 |
| 65-69 | 15 | 13 | 28 | 8 | 11 | 19 | 7 | 2 | 9 | | | | 12 | 9 | 21 |
| 70-74 | 10 | 13 | 23 | 12 | 13 | 25 | -2 | | -2 | 1 | 1 | | 7 | 3 | 10 |
| 75-79 | 2 | 6 | 8 | 4 | 3 | 7 | -2 | 3 | 1 | | | | 6 | 3 | 9 |
| 80-84 | 1 | 1 | 2 | 1 | 2 | 3 | | -1 | -1 | | | | 4 | 3 | 7 |
| 85- | | 2 | 2 | 1 | 1 | 2 | -1 | 1 | | | | | 3 | 5 | 8 |
| SUMMA | 452 | 491 | 943 | 484 | 474 | 958 | -32 | 17 | -15 | 80 | 46 | 34 | 284 | 291 | 575 |
| KOMMUN 12 87 TRELLEBORG | | | | | | | | | | | | | | | |
| - 4 | 76 | 65 | 141 | 87 | 76 | 163 | -11 | -11 | -22 | 30 | 70 | -40 | 64 | 70 | 134 |
| 5- 9 | 65 | 67 | 132 | 78 | 65 | 143 | -13 | 2 | -11 | 38 | 62 | -24 | 62 | 66 | 128 |
| 10-14 | 41 | 48 | 89 | 40 | 32 | 72 | 1 | 16 | 17 | 21 | 33 | -12 | 47 | 40 | 87 |
| 15-19 | 43 | 37 | 80 | 55 | 86 | 141 | -12 | -49 | -61 | 16 | 31 | -15 | 46 | 48 | 94 |
| 20-24 | 102 | 127 | 229 | 150 | 154 | 304 | -48 | -27 | -75 | 46 | 82 | -36 | 83 | 80 | 163 |
| 25-29 | 136 | 170 | 256 | 161 | 129 | 290 | -25 | -9 | -34 | 66 | 114 | -48 | 91 | 83 | 174 |
| 30-34 | 80 | 67 | 147 | 98 | 82 | 180 | -18 | -15 | -33 | 31 | 73 | -42 | 75 | 52 | 127 |
| 35-39 | 56 | 36 | 92 | 56 | 30 | 86 | 6 | 6 | 18 | 40 | 40 | -22 | 40 | 39 | 79 |
| 40-44 | 31 | 25 | 56 | 39 | 20 | 59 | -8 | 5 | -3 | 10 | 11 | -1 | 37 | 26 | 63 |
| 45-49 | 22 | 22 | 44 | 25 | 22 | 47 | -3 | | -3 | 5 | 11 | -6 | 33 | 17 | 50 |
| 50-54 | 20 | 12 | 32 | 32 | 20 | 52 | -12 | -8 | -20 | 6 | 13 | -7 | 13 | 23 | 36 |
| 55-59 | 18 | 15 | 33 | 14 | 16 | 30 | 4 | -1 | 3 | | 1 | -1 | 7 | 12 | 19 |
| 60-64 | 7 | 11 | 18 | 10 | 12 | 22 | -3 | -1 | -4 | 3 | | 3 | 13 | 15 | 28 |
| 65-69 | 15 | 3 | 18 | 20 | 15 | 35 | -5 | -12 | -17 | 2 | 1 | 1 | 19 | 8 | 27 |
| 70-74 | 4 | 6 | 10 | 9 | 11 | 20 | -5 | -5 | -10 | | 1 | -1 | 6 | 13 | 19 |
| 75-79 | 2 | 1 | 3 | 6 | 4 | 10 | -4 | -3 | -7 | 1 | 1 | | 3 | 4 | 7 |
| 80-84 | 1 | 2 | 3 | 4 | 3 | 7 | -3 | -1 | -4 | | | | 8 | 4 | 12 |
| 85- | 2 | 1 | 3 | 3 | 1 | 4 | 2 | | 2 | | | | 5 | 5 | 10 |
| SUMMA | 721 | 665 | 1386 | 884 | 778 | 1662 | -163 | -113 | -276 | 293 | 544 | -251 | 647 | 605 | 1252 |
| KOMMUN 13 15 HYLTE | | | | | | | | | | | | | | | |
| - 4 | 38 | 34 | 72 | 18 | 23 | 41 | 20 | 11 | 31 | 20 | 13 | 7 | 8 | 7 | 15 |
| 5- 9 | 21 | 26 | 47 | 22 | 17 | 39 | -1 | 9 | 8 | 24 | 14 | 10 | 4 | 6 | 10 |
| 10-14 | 23 | 11 | 34 | 21 | 10 | 31 | 2 | 1 | 3 | 9 | 11 | -2 | 4 | 5 | 9 |
| 15-19 | 20 | 27 | 47 | 17 | 35 | 52 | 3 | -8 | -5 | 17 | 18 | -1 | 4 | 15 | 19 |
| 20-24 | 40 | 63 | 103 | 54 | 69 | 123 | -14 | -6 | -20 | 26 | 18 | 8 | 16 | 12 | 28 |
| 25-29 | 46 | 33 | 79 | 52 | 26 | 78 | -6 | 7 | 1 | 21 | 19 | 2 | 11 | 7 | 18 |
| 30-34 | 27 | 29 | 56 | 25 | 11 | 36 | 2 | 18 | 20 | 16 | 15 | 1 | 8 | 3 | 11 |
| 35-39 | 26 | 11 | 37 | 23 | 12 | 35 | 3 | -1 | 2 | 14 | 13 | 1 | 3 | 2 | 5 |
| 40-44 | 8 | 12 | 20 | 9 | 5 | 14 | -1 | 7 | 6 | 7 | 5 | 2 | | 1 | 1 |
| 45-49 | 17 | 8 | 25 | 7 | 3 | 10 | 10 | 5 | 15 | 12 | 7 | 5 | 3 | 1 | 4 |
| 50-54 | 4 | 3 | 7 | 6 | 5 | 11 | -2 | -2 | -4 | 1 | 6 | -5 | 3 | | 3 |
| 55-59 | 4 | 4 | 8 | 2 | 4 | 6 | 2 | | 2 | 2 | 2 | | 2 | 2 | 2 |
| 60-64 | 5 | 6 | 11 | 6 | 7 | 13 | -1 | -1 | -2 | | 1 | -1 | 3 | 2 | 5 |
| 65-69 | 1 | 1 | 2 | 3 | 2 | 5 | -2 | -1 | -3 | | | | 1 | 1 | 2 |
| 70-74 | 1 | 2 | 3 | | 3 | 4 | 3 | 1 | -1 | | | | 1 | 1 | 2 |
| 75-79 | | | | 1 | | 1 | -1 | | -1 | | | | 1 | 2 | 3 |
| 80-84 | | | | | | | | | | | | | | | |
| 85- | 1 | | 1 | 1 | | 1 | | | | | | | 1 | | 1 |
| SUMMA | 282 | 270 | 552 | 267 | 232 | 499 | 15 | 38 | 53 | 169 | 142 | 27 | 71 | 67 | 138 |

Tabell 6 (forts) Flyttningar efter kön, ålder och medborgarskap för kommuner 1975

| ÅLDER VID ÅRETS SLUT | INFLYTTNING | | | UTFLYTTNING | | | NETTOINFLYTTNING | | | OMFLYTTNING AV UTLÄNNINGAR | | | FLYTTNINGAR INOM OMRÅDET | | |
|-------------------------|-------------|------|-------|-------------|------|-------|------------------|-----|-------|-------------------------------|-----|-------|-----------------------------|------|-------|
| | M | KV | SUMMA | M | KV | SUMMA | M | KV | SUMMA | IN | UT | NETTO | M | KV | SUMMA |
| KOMMUN 13 80 HALMSTAD | | | | | | | | | | | | | | | |
| - 4 | 194 | 155 | 349 | 170 | 143 | 313 | 24 | 12 | 36 | 109 | 36 | 73 | 162 | 152 | 314 |
| 5- 9 | 147 | 122 | 269 | 96 | 93 | 189 | 51 | 29 | 80 | 81 | 34 | 47 | 131 | 110 | 241 |
| 10-14 | 97 | 84 | 181 | 69 | 59 | 128 | 28 | 25 | 53 | 56 | 27 | 29 | 84 | 78 | 162 |
| 15-19 | 79 | 133 | 212 | 62 | 109 | 171 | 17 | 24 | 41 | 54 | 23 | 31 | 97 | 188 | 285 |
| 20-24 | 237 | 299 | 536 | 241 | 328 | 569 | -4 | -29 | -33 | 102 | 60 | 42 | 313 | 350 | 663 |
| 25-29 | 301 | 276 | 577 | 297 | 246 | 543 | 4 | 30 | 34 | 130 | 77 | 53 | 340 | 244 | 584 |
| 30-34 | 202 | 146 | 348 | 154 | 121 | 275 | 48 | 25 | 73 | 88 | 46 | 42 | 209 | 145 | 354 |
| 35-39 | 111 | 89 | 200 | 85 | 62 | 147 | 26 | 27 | 53 | 61 | 38 | 23 | 115 | 65 | 180 |
| 40-44 | 75 | 57 | 132 | 59 | 40 | 99 | 16 | 17 | 33 | 38 | 22 | 16 | 74 | 63 | 137 |
| 45-49 | 51 | 42 | 93 | 47 | 35 | 82 | 4 | 7 | 11 | 24 | 14 | 10 | 73 | 41 | 114 |
| 50-54 | 36 | 42 | 78 | 18 | 25 | 43 | 18 | 17 | 35 | 11 | 4 | 7 | 56 | 57 | 113 |
| 55-59 | 22 | 20 | 42 | 22 | 24 | 46 | | -4 | -4 | 2 | 1 | 1 | 55 | 49 | 104 |
| 60-64 | 26 | 35 | 61 | 14 | 24 | 38 | 12 | 11 | 23 | 8 | 3 | 5 | 31 | 35 | 66 |
| 65-69 | 30 | 28 | 58 | 19 | 22 | 41 | 11 | 6 | 17 | 3 | 2 | 1 | 32 | 42 | 74 |
| 70-74 | 12 | 16 | 28 | 11 | 12 | 23 | 1 | 4 | 5 | 3 | 4 | -1 | 28 | 37 | 65 |
| 75-79 | 4 | 7 | 11 | 3 | 7 | 10 | 1 | 1 | 1 | 1 | 1 | | 24 | 23 | 47 |
| 80-84 | 1 | 4 | 5 | 2 | 3 | 5 | -1 | 1 | | 1 | | 1 | 15 | 25 | 40 |
| 85- | 1 | 2 | 3 | 1 | 2 | 3 | | | | | | | 10 | 15 | 25 |
| SUMMA | 1626 | 1557 | 3183 | 1370 | 1355 | 2725 | 256 | 202 | 458 | 772 | 392 | 380 | 1849 | 1719 | 3568 |
| KOMMUN 13 81 LAHOLM | | | | | | | | | | | | | | | |
| - 4 | 53 | 65 | 118 | 27 | 27 | 54 | 26 | 38 | 64 | 11 | 9 | 2 | 15 | 16 | 31 |
| 5- 9 | 37 | 48 | 85 | 22 | 14 | 36 | 15 | 34 | 49 | 11 | 2 | 9 | 13 | 9 | 22 |
| 10-14 | 31 | 26 | 57 | 15 | 12 | 27 | 16 | 14 | 30 | 4 | 5 | -1 | 10 | 6 | 16 |
| 15-19 | 20 | 38 | 58 | 20 | 34 | 54 | | 4 | 4 | 4 | 3 | 1 | 9 | 27 | 36 |
| 20-24 | 50 | 85 | 135 | 63 | 70 | 133 | -13 | 15 | 2 | 5 | 5 | | 51 | 45 | 96 |
| 25-29 | 84 | 76 | 160 | 66 | 45 | 111 | 18 | 31 | 49 | 7 | 7 | | 32 | 22 | 54 |
| 30-34 | 58 | 41 | 99 | 28 | 18 | 46 | 30 | 23 | 53 | 10 | 3 | 7 | 14 | 11 | 25 |
| 35-39 | 28 | 28 | 56 | 10 | 9 | 19 | 18 | 19 | 37 | 7 | 2 | 5 | 9 | 4 | 13 |
| 40-44 | 15 | 15 | 30 | 8 | 7 | 15 | 7 | 8 | 15 | 5 | | 5 | 1 | 1 | 2 |
| 45-49 | 13 | 10 | 23 | 10 | 6 | 16 | 3 | 4 | 7 | 2 | 1 | 1 | 2 | 2 | 2 |
| 50-54 | 11 | 16 | 27 | 7 | 9 | 16 | 4 | 7 | 11 | 2 | 2 | | 3 | 4 | 7 |
| 55-59 | 15 | 8 | 23 | 10 | 6 | 16 | 5 | 2 | 7 | 3 | 1 | 2 | 1 | 7 | 8 |
| 60-64 | 9 | 16 | 25 | 5 | 6 | 11 | 4 | 10 | 14 | 2 | | 2 | 4 | 6 | 10 |
| 65-69 | 12 | 5 | 17 | 7 | 4 | 11 | 5 | 1 | 6 | 1 | 1 | | 9 | 4 | 13 |
| 70-74 | 7 | 3 | 10 | 3 | 4 | 7 | 4 | -1 | 3 | | | | 5 | 4 | 9 |
| 75-79 | 1 | 1 | 2 | 1 | 4 | 5 | | -3 | -3 | | 2 | -2 | 2 | 6 | 8 |
| 80-84 | | 1 | 1 | 1 | 1 | 2 | -1 | | -1 | | | | 1 | 4 | 5 |
| 85- | | | | | 1 | 1 | | -1 | -1 | | | | 2 | | 2 |
| SUMMA | 444 | 482 | 926 | 303 | 277 | 580 | 141 | 205 | 346 | 74 | 43 | 31 | 183 | 176 | 359 |
| KOMMUN 13 82 FALKENBERG | | | | | | | | | | | | | | | |
| - 4 | 65 | 63 | 128 | 31 | 51 | 82 | 34 | 12 | 46 | 24 | 7 | 17 | 68 | 62 | 130 |
| 5- 9 | 54 | 44 | 98 | 34 | 24 | 58 | 20 | 20 | 40 | 24 | 10 | 14 | 39 | 40 | 79 |
| 10-14 | 38 | 27 | 65 | 11 | 10 | 21 | 27 | 17 | 44 | 13 | 2 | 11 | 24 | 20 | 44 |
| 15-19 | 33 | 56 | 89 | 20 | 49 | 69 | 13 | 7 | 20 | 12 | 5 | 7 | 26 | 62 | 88 |
| 20-24 | 66 | 118 | 184 | 78 | 135 | 213 | -12 | -17 | -29 | 22 | 12 | 10 | 77 | 99 | 176 |
| 25-29 | 105 | 95 | 200 | 100 | 78 | 178 | 5 | 17 | 22 | 26 | 13 | 13 | 109 | 79 | 188 |
| 30-34 | 56 | 62 | 118 | 35 | 25 | 60 | 21 | 37 | 58 | 17 | 10 | 7 | 64 | 40 | 104 |
| 35-39 | 36 | 23 | 59 | 24 | 16 | 40 | 12 | 7 | 19 | 17 | 13 | 4 | 28 | 28 | 56 |
| 40-44 | 26 | 27 | 53 | 14 | 13 | 27 | 12 | 14 | 26 | 4 | 7 | -3 | 27 | 16 | 43 |
| 45-49 | 20 | 14 | 34 | 19 | 11 | 30 | 1 | 3 | 4 | 2 | 2 | | 23 | 12 | 35 |
| 50-54 | 16 | 20 | 36 | 6 | 11 | 17 | 10 | 9 | 19 | 2 | 2 | | 12 | 20 | 32 |
| 55-59 | 15 | 16 | 31 | 9 | 5 | 14 | 6 | 11 | 17 | 2 | 2 | | 12 | 14 | 26 |
| 60-64 | 13 | 23 | 36 | 4 | 12 | 16 | 9 | 11 | 20 | 3 | 1 | 2 | 12 | 18 | 30 |
| 65-69 | 16 | 15 | 31 | 8 | 1 | 9 | 8 | 14 | 22 | | | | 23 | 10 | 33 |
| 70-74 | 4 | 8 | 12 | 3 | 4 | 7 | 1 | 4 | 5 | 2 | 1 | 1 | 10 | 8 | 18 |
| 75-79 | 7 | 5 | 12 | 1 | 5 | 6 | 6 | | 6 | | | | 5 | 8 | 13 |
| 80-84 | | 1 | 1 | | | | | 1 | 1 | | | | 2 | 1 | 3 |
| 85- | 1 | | 1 | 1 | | 1 | | | | | | | 1 | 2 | 3 |
| SUMMA | 571 | 617 | 1188 | 398 | 450 | 848 | 173 | 167 | 340 | 170 | 87 | 83 | 562 | 539 | 1101 |

| ÅLDER VID ÅRETS SLUT | INFLYTTNING | | | UTFLYTTNING | | | NETTOINFLYTTNING | | | OMFLYTTNING AV UTLÄNNINGAR | | | FLYTTNINGAR INOM OMRÅDET | | |
|-------------------------|-------------|------|-------|-------------|-----|-------|------------------|-----|-------|-------------------------------|-----|-------|-----------------------------|-----|-------|
| | M | KV | SUMMA | M | KV | SUMMA | M | KV | SUMMA | IN | UT | NETTO | M | KV | SUMMA |
| KOMMUN 13 83 | VARBERG | | | | | | | | | | | | | | |
| - 4 | 82 | 97 | 179 | 93 | 90 | 183 | -11 | 7 | -4 | 33 | 29 | 4 | 81 | 103 | 184 |
| 5- 9 | 73 | 47 | 120 | 62 | 61 | 123 | 11 | -14 | -3 | 29 | 28 | 1 | 56 | 53 | 109 |
| 10-14 | 46 | 48 | 94 | 35 | 43 | 78 | 11 | 5 | 16 | 31 | 20 | 11 | 42 | 46 | 88 |
| 15-19 | 41 | 73 | 114 | 44 | 59 | 103 | -3 | 14 | 11 | 13 | 9 | 4 | 27 | 84 | 111 |
| 20-24 | 148 | 196 | 344 | 115 | 168 | 283 | 33 | 28 | 61 | 39 | 34 | 5 | 113 | 153 | 266 |
| 25-29 | 171 | 160 | 331 | 162 | 148 | 310 | 9 | 12 | 21 | 45 | 45 | | 140 | 111 | 251 |
| 30-34 | 110 | 67 | 177 | 87 | 74 | 161 | 23 | -7 | 16 | 37 | 26 | 11 | 92 | 74 | 166 |
| 35-39 | 63 | 33 | 96 | 57 | 42 | 99 | 6 | -9 | -3 | 30 | 31 | -1 | 35 | 38 | 73 |
| 40-44 | 39 | 28 | 67 | 41 | 29 | 70 | -2 | -1 | -3 | 16 | 20 | -4 | 35 | 25 | 60 |
| 45-49 | 25 | 20 | 45 | 28 | 13 | 41 | -3 | 7 | 4 | 7 | 8 | -1 | 16 | 16 | 32 |
| 50-54 | 15 | 22 | 37 | 18 | 18 | 36 | -3 | 4 | 1 | 7 | 5 | 2 | 11 | 6 | 17 |
| 55-59 | 7 | 14 | 21 | 17 | 10 | 27 | -10 | 4 | -6 | 1 | 2 | -1 | 15 | 16 | 31 |
| 60-64 | 13 | 28 | 41 | 13 | 12 | 25 | | 16 | 16 | 3 | 2 | 1 | 8 | 6 | 14 |
| 65-69 | 26 | 16 | 42 | 18 | 11 | 29 | 8 | 5 | 13 | 2 | 3 | -1 | 12 | 6 | 18 |
| 70-74 | 3 | 9 | 12 | 2 | 3 | 5 | 1 | 6 | 7 | 2 | | 2 | 3 | 8 | 11 |
| 75-79 | 6 | 6 | 12 | 1 | 3 | 4 | 5 | 3 | 8 | 1 | 1 | | 2 | 5 | 7 |
| 80-84 | | 2 | 2 | 2 | 2 | 4 | -2 | | -2 | | | | | 6 | 6 |
| 85- | 1 | 1 | 1 | 1 | 1 | 1 | | | | | 1 | -1 | 2 | 2 | 4 |
| SUMMA | 868 | 867 | 1735 | 795 | 787 | 1582 | 73 | 80 | 153 | 296 | 264 | 32 | 690 | 758 | 1448 |
| KOMMUN 13 84 | KUNGSBACKA | | | | | | | | | | | | | | |
| - 4 | 219 | 202 | 421 | 104 | 95 | 199 | 115 | 107 | 222 | 31 | 18 | 13 | 92 | 75 | 167 |
| 5- 9 | 129 | 145 | 274 | 93 | 75 | 168 | 36 | 70 | 106 | 15 | 19 | -4 | 61 | 66 | 127 |
| 10-14 | 97 | 69 | 166 | 45 | 65 | 110 | 52 | 4 | 56 | 14 | 10 | 4 | 29 | 37 | 66 |
| 15-19 | 55 | 76 | 131 | 47 | 83 | 130 | 8 | -7 | 1 | 12 | 4 | 8 | 25 | 71 | 96 |
| 20-24 | 135 | 194 | 329 | 125 | 145 | 270 | 10 | 49 | 59 | 17 | 12 | 5 | 92 | 99 | 191 |
| 25-29 | 256 | 259 | 515 | 131 | 124 | 255 | 125 | 135 | 260 | 20 | 19 | 1 | 105 | 96 | 201 |
| 30-34 | 239 | 200 | 439 | 128 | 116 | 244 | 111 | 84 | 195 | 26 | 19 | 7 | 79 | 66 | 145 |
| 35-39 | 126 | 111 | 237 | 74 | 59 | 133 | 52 | 52 | 104 | 23 | 11 | 12 | 31 | 32 | 63 |
| 40-44 | 71 | 44 | 115 | 55 | 34 | 89 | 16 | 10 | 26 | 5 | 10 | -5 | 26 | 25 | 51 |
| 45-49 | 56 | 39 | 95 | 28 | 23 | 51 | 28 | 16 | 44 | 5 | 5 | | 27 | 18 | 45 |
| 50-54 | 51 | 53 | 104 | 22 | 17 | 39 | 29 | 36 | 65 | | | | 18 | 16 | 34 |
| 55-59 | 47 | 34 | 81 | 15 | 7 | 22 | 32 | 27 | 59 | | | | 9 | 14 | 23 |
| 60-64 | 29 | 36 | 65 | 10 | 10 | 20 | 19 | 26 | 45 | | 1 | -1 | 11 | 11 | 22 |
| 65-69 | 25 | 27 | 52 | 13 | 9 | 22 | 12 | 18 | 30 | 1 | 3 | -2 | 5 | 5 | 10 |
| 70-74 | 13 | 11 | 24 | 4 | 4 | 8 | 9 | 7 | 16 | | 1 | -1 | 2 | 3 | 5 |
| 75-79 | 3 | 9 | 12 | 1 | 7 | 8 | 2 | 2 | 4 | 2 | | 2 | 4 | 6 | 10 |
| 80-84 | 2 | 4 | 6 | 3 | 3 | 6 | -1 | 1 | | | | | 4 | 4 | 8 |
| 85- | | 1 | 1 | | | | | 1 | 1 | | | | 3 | 2 | 5 |
| SUMMA | 1553 | 1514 | 3067 | 898 | 876 | 1774 | 655 | 638 | 1293 | 171 | 132 | 39 | 623 | 646 | 1269 |
| KOMMUN 14 01 | HÄRRYDA | | | | | | | | | | | | | | |
| - 4 | 118 | 98 | 216 | 83 | 80 | 163 | 35 | 18 | 53 | 28 | 15 | 13 | 15 | 12 | 27 |
| 5- 9 | 74 | 75 | 149 | 59 | 53 | 112 | 15 | 22 | 37 | 20 | 17 | 3 | 11 | 7 | 18 |
| 10-14 | 43 | 52 | 95 | 26 | 23 | 49 | 17 | 29 | 46 | 7 | 5 | 2 | 6 | 8 | 14 |
| 15-19 | 43 | 44 | 87 | 24 | 46 | 70 | 19 | -2 | 17 | 16 | 7 | 9 | 7 | 8 | 15 |
| 20-24 | 73 | 119 | 192 | 90 | 119 | 209 | -17 | | -17 | 32 | 29 | 3 | 6 | 12 | 18 |
| 25-29 | 155 | 151 | 306 | 118 | 98 | 216 | 37 | 53 | 90 | 26 | 22 | 4 | 18 | 14 | 32 |
| 30-34 | 130 | 111 | 241 | 96 | 66 | 162 | 34 | 45 | 79 | 20 | 16 | 4 | 10 | 7 | 17 |
| 35-39 | 62 | 40 | 102 | 45 | 29 | 74 | 17 | 11 | 28 | 14 | 4 | 10 | 10 | 5 | 15 |
| 40-44 | 36 | 31 | 67 | 25 | 9 | 34 | 11 | 22 | 33 | 7 | 5 | 2 | 5 | 3 | 8 |
| 45-49 | 23 | 19 | 42 | 15 | 11 | 26 | 8 | 8 | 16 | 3 | 2 | 1 | 3 | 5 | 8 |
| 50-54 | 28 | 27 | 55 | 13 | 13 | 26 | 15 | 14 | 29 | 4 | 3 | 1 | 2 | 2 | 4 |
| 55-59 | 20 | 13 | 33 | 6 | 10 | 16 | 14 | 3 | 17 | 5 | 1 | 4 | | | |
| 60-64 | 13 | 17 | 30 | 12 | 13 | 25 | 1 | 4 | 5 | | | -1 | 2 | 1 | 3 |
| 65-69 | 10 | 9 | 19 | 4 | 5 | 9 | 6 | 4 | 10 | | | | 1 | 1 | 1 |
| 70-74 | 3 | 4 | 7 | 1 | 2 | 3 | 2 | 2 | 4 | | | | | | |
| 75-79 | 2 | 4 | 6 | 1 | 1 | 2 | 1 | 4 | 5 | | | | 3 | 3 | |
| 80-84 | | | | 2 | 3 | 5 | -2 | -3 | -5 | | | | 1 | 1 | 1 |
| 85- | | 3 | 3 | | | | | 3 | 3 | | | | | | |
| SUMMA | 833 | 817 | 1650 | 620 | 580 | 1200 | 213 | 237 | 450 | 182 | 127 | 55 | 95 | 89 | 184 |

Tabell 6 (forts) Flyttningar efter kön, ålder och medborgarskap för kommuner 1975

| ÅLDER VID ÅRETS SLUT | INFLYTTNING | | | UTFLYTTNING | | | NETTOINFLYTTNING | | | OMFLYTTNING AV UTLÄNNINGAR | | | FLYTTNINGAR INOM OMRÅDET | | |
|--------------------------|-------------|------|-------|-------------|------|-------|------------------|------|-------|-------------------------------|-----|-------|-----------------------------|-----|-------|
| | M | KV | SUMMA | M | KV | SUMMA | M | KV | SUMMA | IN | UT | NETTO | M | KV | SUMMA |
| KOMMUN 14 02 PARTILLE | | | | | | | | | | | | | | | |
| - 4 | 130 | 125 | 255 | 150 | 155 | 305 | -20 | -30 | -50 | 30 | 26 | 4 | 32 | 30 | 62 |
| 5- 9 | 86 | 77 | 163 | 97 | 91 | 188 | -11 | -14 | -25 | 23 | 24 | -1 | 21 | 24 | 45 |
| 10-14 | 52 | 58 | 110 | 52 | 52 | 104 | | 6 | 6 | 20 | 8 | 12 | 15 | 22 | 37 |
| 15-19 | 47 | 91 | 138 | 55 | 88 | 143 | -8 | 3 | -5 | 21 | 14 | 7 | 9 | 13 | 22 |
| 20-24 | 189 | 209 | 398 | 183 | 245 | 428 | 6 | -36 | -30 | 46 | 30 | 16 | 28 | 35 | 63 |
| 25-29 | 230 | 195 | 425 | 257 | 235 | 492 | -27 | -40 | -67 | 43 | 55 | -12 | 45 | 40 | 85 |
| 30-34 | 142 | 110 | 252 | 177 | 110 | 287 | -35 | -35 | -70 | 43 | 31 | 12 | 43 | 35 | 78 |
| 35-39 | 77 | 57 | 134 | 98 | 62 | 150 | -11 | -5 | -16 | 26 | 18 | 8 | 18 | 17 | 35 |
| 40-44 | 42 | 29 | 71 | 51 | 38 | 89 | -9 | -9 | -18 | 13 | 10 | 3 | 15 | 7 | 22 |
| 45-49 | 42 | 28 | 70 | 51 | 27 | 78 | -9 | 1 | -8 | 6 | 5 | 1 | 10 | 6 | 16 |
| 50-54 | 29 | 31 | 60 | 27 | 26 | 53 | 2 | 5 | 7 | | 2 | -2 | 11 | 10 | 21 |
| 55-59 | 18 | 18 | 36 | 19 | 19 | 38 | -1 | -1 | -2 | 4 | 2 | 2 | 8 | 9 | 17 |
| 60-64 | 7 | 13 | 20 | 15 | 12 | 27 | -8 | 1 | -7 | 1 | | 1 | 6 | 3 | 9 |
| 65-69 | 8 | 12 | 20 | 15 | 16 | 31 | -7 | -4 | -11 | 2 | 2 | | 6 | 8 | 14 |
| 70-74 | 2 | 13 | 15 | 6 | 11 | 17 | -4 | 2 | -2 | | 2 | -2 | 4 | 3 | 7 |
| 75-79 | 4 | 7 | 11 | 3 | 4 | 7 | 1 | 3 | 4 | 1 | | 1 | 4 | 2 | 6 |
| 80-84 | | 5 | 5 | 2 | 3 | 5 | -2 | 2 | | | 2 | -2 | 4 | 3 | 7 |
| 85- | | 1 | 1 | | | | | 1 | 1 | | | | 2 | 5 | 7 |
| SUMMA | 1105 | 1079 | 2184 | 1248 | 1194 | 2442 | -143 | -115 | -258 | 279 | 231 | 48 | 281 | 272 | 553 |
| KOMMUN 14 07 BÄCKERÖ | | | | | | | | | | | | | | | |
| - 4 | 27 | 23 | 50 | 9 | 10 | 19 | 18 | 13 | 31 | 4 | | 4 | | | |
| 5- 9 | 11 | 16 | 27 | 18 | 11 | 29 | -7 | 5 | -2 | 2 | 1 | 1 | | | |
| 10-14 | 5 | 9 | 14 | 8 | 12 | 20 | -3 | -3 | -6 | | | | | | |
| 15-19 | 8 | 7 | 15 | 10 | 25 | 35 | -2 | -18 | -20 | 2 | 2 | | | | |
| 20-24 | 19 | 15 | 34 | 32 | 35 | 67 | -13 | -20 | -33 | 1 | 4 | -3 | | | |
| 25-29 | 29 | 37 | 66 | 24 | 36 | 60 | 5 | 1 | 6 | 1 | 4 | -3 | | | |
| 30-34 | 28 | 19 | 47 | 18 | 10 | 28 | 10 | 9 | 19 | 2 | | 2 | | | |
| 35-39 | 13 | 6 | 19 | 12 | 5 | 17 | 1 | 1 | 2 | 2 | 1 | 1 | | | |
| 40-44 | 8 | 5 | 13 | 3 | 5 | 8 | 5 | | 5 | 1 | | 1 | | | |
| 45-49 | 6 | 5 | 11 | 11 | 3 | 14 | -5 | 2 | -3 | 1 | | 1 | | | |
| 50-54 | 8 | 2 | 10 | 3 | 4 | 7 | 5 | -2 | 3 | | | | | | |
| 55-59 | 6 | 6 | 12 | 1 | 4 | 5 | 5 | 2 | 7 | | | | | | |
| 60-64 | 6 | 4 | 10 | 3 | 3 | 3 | 3 | 4 | 7 | | | | | | |
| 65-69 | 4 | 2 | 6 | | 2 | 2 | 4 | | 4 | | | | | | |
| 70-74 | | | | 1 | 2 | 3 | -1 | -2 | -3 | | 2 | -2 | | | |
| 75-79 | 1 | | 1 | 1 | | 1 | | | | | | | | | |
| 80-84 | | | | | | | | | | | | | | | |
| 85- | | 1 | 1 | | | | | 1 | 1 | | | | | | |
| SUMMA | 179 | 157 | 336 | 154 | 164 | 318 | 25 | -7 | 18 | 16 | 14 | 2 | | | |
| KOMMUN 14 15 STENUNGSUND | | | | | | | | | | | | | | | |
| - 4 | 67 | 62 | 129 | 53 | 55 | 108 | 14 | 7 | 21 | 18 | 7 | 11 | 8 | 3 | 11 |
| 5- 9 | 54 | 57 | 111 | 50 | 42 | 92 | 4 | 15 | 19 | 14 | 11 | 3 | 6 | 9 | 15 |
| 10-14 | 50 | 30 | 80 | 34 | 35 | 69 | 16 | -5 | 11 | 6 | 3 | 3 | 9 | 5 | 14 |
| 15-19 | 24 | 45 | 69 | 38 | 43 | 81 | -14 | 2 | -12 | 9 | 9 | | 14 | 13 | 27 |
| 20-24 | 114 | 105 | 219 | 75 | 90 | 165 | 39 | 15 | 54 | 15 | 8 | 7 | 13 | 12 | 25 |
| 25-29 | 122 | 115 | 237 | 93 | 70 | 163 | 29 | 45 | 74 | 20 | 9 | 11 | 15 | 10 | 25 |
| 30-34 | 80 | 47 | 127 | 51 | 48 | 99 | 29 | -1 | 28 | 15 | 9 | 6 | 16 | 6 | 22 |
| 35-39 | 45 | 36 | 81 | 35 | 29 | 64 | 10 | 7 | 17 | 4 | 3 | 1 | 5 | 11 | 16 |
| 40-44 | 19 | 17 | 36 | 14 | 13 | 27 | 5 | 4 | 9 | 6 | 4 | 2 | 6 | 2 | 8 |
| 45-49 | 23 | 17 | 40 | 21 | 15 | 36 | 2 | 2 | 4 | | | | 4 | 3 | 7 |
| 50-54 | 12 | 18 | 30 | 12 | 9 | 21 | | 9 | 9 | 1 | | 1 | 3 | 6 | 9 |
| 55-59 | 16 | 6 | 22 | 6 | 12 | 18 | 10 | -6 | 4 | | 3 | -3 | 5 | | 5 |
| 60-64 | 5 | 6 | 11 | 7 | 6 | 13 | -2 | | -2 | | | | 2 | | 2 |
| 65-69 | 3 | 3 | 6 | 6 | 7 | 13 | -3 | -4 | -7 | | | | 1 | 1 | 2 |
| 70-74 | 2 | | 2 | 1 | 3 | 4 | 1 | -3 | -2 | | | | 1 | 2 | 3 |
| 75-79 | | 2 | 2 | | 5 | 5 | | -3 | -3 | 1 | | 1 | | 1 | 1 |
| 80-84 | 2 | 1 | 3 | 2 | 1 | 3 | | | | | | | | 1 | 1 |
| 85- | 1 | 1 | 2 | 1 | 2 | 3 | | -1 | -1 | | | | | | |
| SUMMA | 639 | 568 | 1207 | 499 | 485 | 984 | 140 | 83 | 223 | 109 | 66 | 43 | 108 | 85 | 193 |

| ÅLDER VID ÅRETS SLUT | INFLYTTNING | | | UTFLYTTNING | | | NETTOINFLYTTNING | | | OMFLYTTNING AV UTLÄNNINGAR | | | FLYTTNINGAR INOM OMRÅDET | | |
|----------------------------|-------------|-----|-------|-------------|-----|-------|------------------|-----|-------|-------------------------------|----|-------|-----------------------------|----|-------|
| | M | KV | SUMMA | M | KV | SUMMA | M | KV | SUMMA | IN | UT | NETTO | M | KV | SUMMA |
| KOMMUN 14 19 | TJÖRN | | | | | | | | | | | | | | |
| - 4 | 38 | 33 | 71 | 21 | 15 | 36 | 17 | 18 | 35 | 5 | 1 | 4 | 6 | 11 | 17 |
| 5- 9 | 20 | 24 | 44 | 16 | 8 | 24 | 4 | 16 | 20 | 4 | 4 | 4 | 1 | 3 | 4 |
| 10-14 | 15 | 21 | 36 | 11 | 13 | 24 | 4 | 8 | 12 | 3 | -3 | 1 | 1 | 2 | |
| 15-19 | 16 | 9 | 25 | 11 | 35 | 46 | 5 | -26 | -21 | 1 | 3 | -2 | 5 | 5 | |
| 20-24 | 29 | 43 | 72 | 31 | 34 | 65 | -2 | 9 | 7 | 3 | 3 | 7 | 11 | 18 | |
| 25-29 | 49 | 53 | 102 | 27 | 30 | 57 | 22 | 23 | 45 | 7 | 4 | 3 | 10 | 13 | |
| 30-34 | 42 | 22 | 64 | 23 | 12 | 35 | 19 | 10 | 29 | 2 | 2 | 4 | 1 | 5 | |
| 35-39 | 30 | 11 | 41 | 18 | 9 | 27 | 12 | 2 | 14 | 4 | 4 | 2 | 2 | 2 | |
| 40-44 | 9 | 10 | 19 | 5 | 4 | 9 | 4 | 6 | 10 | 1 | 1 | 1 | 1 | 1 | |
| 45-49 | 11 | 10 | 21 | 8 | 6 | 14 | 3 | 4 | 7 | 1 | 1 | 1 | | | |
| 50-54 | 17 | 17 | 34 | 6 | 5 | 11 | 11 | 12 | 23 | 2 | 2 | 2 | 2 | 4 | |
| 55-59 | 14 | 8 | 22 | 6 | 5 | 11 | 8 | 3 | 11 | | | | | | |
| 60-64 | 8 | 7 | 15 | 4 | 1 | 5 | 4 | 6 | 10 | 1 | 1 | 1 | 1 | 2 | |
| 65-69 | 7 | 3 | 10 | 1 | 3 | 4 | 6 | 6 | 6 | | | | 1 | 1 | |
| 70-74 | | 2 | 2 | 1 | | 1 | -1 | 2 | 1 | | 1 | -1 | 1 | 1 | |
| 75-79 | 2 | 2 | 4 | | | | 2 | 2 | 4 | | | | 1 | 2 | |
| 80-84 | | 1 | 1 | | | | | 1 | 1 | | | | | 3 | |
| 85- | 1 | | 1 | | | | 1 | 1 | 1 | | | | | | |
| SUMMA | 308 | 276 | 584 | 189 | 180 | 369 | 119 | 96 | 215 | 31 | 19 | 12 | 35 | 53 | 88 |
| KOMMUN 14 21 | ORUST | | | | | | | | | | | | | | |
| - 4 | 52 | 49 | 101 | 25 | 14 | 39 | 27 | 35 | 62 | 9 | 1 | 8 | 7 | 10 | 17 |
| 5- 9 | 40 | 42 | 82 | 10 | 15 | 25 | 30 | 27 | 57 | 7 | 7 | 7 | 5 | 2 | 7 |
| 10-14 | 21 | 28 | 49 | 9 | 8 | 17 | 12 | 20 | 32 | 5 | 2 | 3 | 4 | 6 | 10 |
| 15-19 | 25 | 26 | 51 | 13 | 33 | 46 | 12 | -7 | 5 | 4 | 2 | 2 | 7 | 4 | 11 |
| 20-24 | 40 | 43 | 83 | 37 | 42 | 79 | 3 | 1 | 4 | 3 | 3 | 11 | 15 | 26 | |
| 25-29 | 40 | 49 | 89 | 27 | 28 | 55 | 13 | 21 | 34 | 4 | 2 | 2 | 8 | 7 | |
| 30-34 | 55 | 52 | 107 | 17 | 14 | 31 | 38 | 38 | 76 | 10 | 2 | 8 | 4 | 7 | |
| 35-39 | 30 | 21 | 51 | 14 | 6 | 20 | 16 | 15 | 31 | 3 | 3 | 5 | 4 | 9 | |
| 40-44 | 19 | 17 | 36 | 3 | 4 | 7 | 16 | 13 | 29 | 4 | 4 | 4 | 4 | 8 | |
| 45-49 | 21 | 17 | 38 | 6 | 3 | 9 | 15 | 14 | 29 | | | 3 | 3 | 6 | |
| 50-54 | 23 | 18 | 41 | 3 | 5 | 8 | 20 | 13 | 33 | | | 3 | | 3 | |
| 55-59 | 12 | 7 | 19 | 3 | 3 | 6 | 9 | 4 | 13 | 1 | 1 | | | | |
| 60-64 | 16 | 14 | 30 | 2 | 5 | 7 | 14 | 9 | 23 | 1 | 1 | | | | |
| 65-69 | 9 | 4 | 13 | 3 | 3 | 6 | 6 | 1 | 7 | 1 | 1 | 1 | 1 | 1 | |
| 70-74 | 1 | | 1 | 2 | 1 | 3 | -1 | -1 | -2 | | | | | 1 | |
| 75-79 | | | | 1 | | 1 | -1 | -1 | 1 | | | | 1 | 3 | |
| 80-84 | 1 | | 1 | | | | 1 | 1 | 1 | | | | 1 | 1 | |
| 85- | | 2 | 2 | | | | | 2 | 2 | | | | | | |
| SUMMA | 405 | 389 | 794 | 175 | 184 | 359 | 230 | 205 | 435 | 52 | 12 | 40 | 64 | 67 | 131 |
| KOMMUN 14 27 | SOTENÅS | | | | | | | | | | | | | | |
| - 4 | 15 | 13 | 28 | 18 | 13 | 31 | -3 | -3 | 5 | 4 | 1 | 14 | 12 | 26 | |
| 5- 9 | 4 | 9 | 13 | 14 | 8 | 22 | -10 | 1 | -9 | 2 | 3 | -1 | 9 | 9 | |
| 10-14 | 6 | 7 | 13 | 7 | 4 | 11 | -1 | 3 | 2 | 5 | 2 | 3 | 2 | 8 | |
| 15-19 | 6 | 15 | 21 | 15 | 17 | 32 | -9 | -2 | -11 | 3 | 3 | 3 | 4 | 10 | |
| 20-24 | 27 | 22 | 49 | 34 | 40 | 74 | -7 | -18 | -25 | 6 | 5 | 1 | 11 | 22 | |
| 25-29 | 18 | 24 | 42 | 24 | 17 | 41 | -6 | 7 | 1 | 3 | 1 | 2 | 21 | 16 | |
| 30-34 | 16 | 8 | 24 | 16 | 9 | 25 | | -1 | -1 | | 3 | -3 | 16 | 9 | |
| 35-39 | 8 | 5 | 13 | 11 | 5 | 16 | -3 | -3 | 4 | 2 | 2 | 4 | 5 | 9 | |
| 40-44 | 5 | 4 | 9 | 3 | 3 | 6 | 2 | 1 | 3 | 3 | 3 | -3 | 1 | 2 | |
| 45-49 | 3 | 6 | 9 | 8 | 3 | 11 | -5 | 3 | -2 | 3 | 3 | -3 | 1 | 1 | |
| 50-54 | 5 | 6 | 11 | 4 | 1 | 5 | 1 | 5 | 6 | 2 | 1 | 1 | 2 | 3 | |
| 55-59 | 5 | 5 | 10 | 2 | 2 | 4 | 3 | 3 | 6 | | | | 3 | 2 | |
| 60-64 | 2 | 5 | 7 | 2 | 4 | 6 | | 1 | 1 | | | | 1 | 1 | |
| 65-69 | 3 | 4 | 7 | 2 | 3 | 5 | | 1 | 1 | | | | 2 | 2 | |
| 70-74 | 3 | 3 | 6 | | | | | 3 | 3 | | | | 1 | 1 | |
| 75-79 | 1 | 4 | 5 | | 1 | 1 | 1 | 3 | 4 | | | | | | |
| 80-84 | | | | | | | | | | | | | | | |
| 85- | | | | | | | | | | | | | | | |
| SUMMA | 127 | 140 | 267 | 160 | 130 | 290 | -33 | 10 | -23 | 30 | 27 | 3 | 92 | 96 | 188 |

Tabell 6 (forts) Flyttningar efter kön, ålder och medborgarskap för kommuner 1975

| ÅLDER VID BRETS SLUT | INFLYTTNING | | | UTFLYTTNING | | | NETTOINFLYTTNING | | | OMFLYTTNING AV UTLÄNNINGAR | | | FLYTTNINGAR INOM OMRÅDET | | |
|-------------------------|-------------|-------|-------|-------------|-------|-------|------------------|------|-------|-------------------------------|------|-------|-----------------------------|-------|-------|
| | M | KV | SUMMA | M | KV | SUMMA | M | KV | SUMMA | IN | UT | NETTO | M | KV | SUMMA |
| KOMMUN 14 30 | MUNKEDAL | | | | | | | | | | | | | | |
| - 4 | 24 | 31 | 55 | 12 | 20 | 32 | 12 | 11 | 23 | 5 | 6 | -1 | 7 | 6 | 13 |
| 5- 9 | 15 | 21 | 36 | 10 | 12 | 22 | 5 | 9 | 14 | 6 | 6 | 0 | 6 | 1 | 7 |
| 10-14 | 7 | 16 | 23 | 8 | 3 | 11 | -1 | 13 | 12 | 5 | 4 | 1 | 2 | 3 | 5 |
| 15-19 | 17 | 16 | 33 | 17 | 25 | 42 | -9 | -9 | -9 | 4 | 3 | 1 | 2 | 4 | 6 |
| 20-24 | 27 | 55 | 82 | 54 | 55 | 109 | -27 | -27 | -27 | 8 | 5 | 3 | 9 | 9 | 18 |
| 25-29 | 33 | 32 | 65 | 38 | 25 | 63 | -5 | 7 | 2 | 1 | 2 | -1 | 14 | 11 | 25 |
| 30-34 | 24 | 12 | 36 | 13 | 8 | 21 | 11 | 4 | 15 | 4 | 4 | 0 | 10 | 4 | 14 |
| 35-39 | 11 | 8 | 19 | 4 | 3 | 7 | 7 | 5 | 12 | 2 | 1 | 1 | 2 | 2 | 2 |
| 40-44 | 3 | 7 | 10 | 8 | 3 | 11 | -5 | 4 | -1 | 3 | 3 | 0 | 2 | 2 | 4 |
| 45-49 | 6 | 4 | 10 | 5 | 10 | 15 | 1 | -6 | -5 | 3 | 1 | 2 | 1 | 1 | 1 |
| 50-54 | 5 | 6 | 11 | 3 | 3 | 6 | 2 | 3 | 5 | 1 | 1 | 0 | 1 | 1 | 1 |
| 55-59 | 5 | 7 | 12 | 4 | 1 | 5 | 1 | 6 | 7 | 1 | 1 | -1 | 2 | 3 | 5 |
| 60-64 | 7 | 2 | 9 | 6 | 5 | 11 | 1 | -3 | -2 | 1 | 1 | 1 | 1 | 1 | 2 |
| 65-69 | 2 | | 2 | 3 | 4 | 7 | -1 | -4 | -5 | | | | 2 | | 2 |
| 70-74 | 1 | 1 | 2 | | 1 | 1 | 1 | 1 | 1 | | | | 1 | 2 | 3 |
| 75-79 | | | | 1 | 3 | 4 | -1 | -3 | -4 | | | | 1 | | 1 |
| 80-84 | | 2 | 2 | 1 | | 1 | -1 | 2 | 1 | | | | 1 | 2 | 3 |
| 85- | | | | | | | | | | | | | | | |
| SUMMA | 137 | 220 | 407 | 187 | 181 | 368 | | 39 | 39 | 43 | 37 | 6 | 63 | 49 | 112 |
| KOMMUN 14 35 | TANUM | | | | | | | | | | | | | | |
| - 4 | 30 | 28 | 58 | 9 | 13 | 22 | 21 | 15 | 36 | 5 | 1 | 4 | 8 | 7 | 15 |
| 5- 9 | 16 | 11 | 27 | 9 | 9 | 18 | 7 | 2 | 9 | 1 | 2 | -1 | 3 | 2 | 5 |
| 10-14 | 19 | 12 | 31 | 4 | 10 | 14 | 15 | 2 | 17 | 2 | 1 | 1 | 1 | 4 | 5 |
| 15-19 | 16 | 20 | 36 | 11 | 19 | 30 | 5 | 1 | 6 | 3 | | 3 | 1 | 7 | 8 |
| 20-24 | 35 | 49 | 84 | 38 | 47 | 85 | -3 | 2 | -1 | 4 | 2 | 2 | 13 | 13 | 26 |
| 25-29 | 38 | 28 | 66 | 36 | 10 | 46 | 2 | 18 | 20 | 4 | 3 | 1 | 13 | 8 | 21 |
| 30-34 | 27 | 22 | 49 | 16 | 9 | 25 | 11 | 13 | 24 | 4 | 5 | -1 | 9 | 6 | 15 |
| 35-39 | 8 | 5 | 13 | 8 | 3 | 11 | | 2 | 2 | 1 | | 1 | 1 | 3 | 4 |
| 40-44 | 7 | 6 | 13 | 2 | 4 | 6 | 5 | 2 | 7 | 1 | | 1 | 1 | 1 | 1 |
| 45-49 | 7 | 10 | 17 | 1 | 3 | 4 | 6 | 7 | 13 | 1 | 1 | | 1 | | 1 |
| 50-54 | 9 | 7 | 16 | 4 | 3 | 7 | 5 | 4 | 9 | | 1 | -1 | | 2 | 2 |
| 55-59 | 5 | 11 | 16 | 1 | 4 | 5 | 4 | 7 | 11 | 1 | | 1 | 1 | 2 | 3 |
| 60-64 | 11 | 5 | 16 | 5 | 5 | 10 | 6 | | 6 | | | | 1 | | 1 |
| 65-69 | 11 | 2 | 13 | 2 | 4 | 6 | 9 | -2 | 7 | 1 | 2 | -1 | 2 | | 2 |
| 70-74 | | 1 | 1 | 2 | 4 | 6 | -2 | -3 | -5 | | | | | 1 | 1 |
| 75-79 | 4 | | 4 | | 2 | 2 | 4 | -2 | 2 | 2 | | 2 | | | |
| 80-84 | | 1 | 1 | 2 | 1 | 3 | -2 | | -2 | | | | | 2 | 2 |
| 85- | | | | | | | | | | | | | | 1 | 1 |
| SUMMA | 243 | 218 | 461 | 150 | 150 | 300 | 93 | 68 | 161 | 30 | 18 | 12 | 55 | 58 | 113 |
| KOMMUN 14 80 | GÅTEBORG | | | | | | | | | | | | | | |
| - 4 | 321 | 874 | 1695 | 1365 | 1288 | 2653 | -544 | -414 | -958 | 609 | 467 | 142 | 1518 | 1414 | 2932 |
| 5- 9 | 617 | 619 | 1236 | 915 | 871 | 1786 | -298 | -252 | -550 | 445 | 417 | 28 | 963 | 894 | 1837 |
| 10-14 | 380 | 380 | 760 | 515 | 528 | 1043 | -135 | -148 | -283 | 226 | 196 | 30 | 632 | 645 | 1277 |
| 15-19 | 603 | 1101 | 1704 | 436 | 571 | 1007 | 167 | 530 | 697 | 469 | 205 | 264 | 1046 | 1716 | 2762 |
| 20-24 | 2525 | 2879 | 5404 | 1531 | 1883 | 3414 | 994 | 996 | 1990 | 1241 | 615 | 626 | 3834 | 4324 | 8158 |
| 25-29 | 2419 | 1752 | 4171 | 2563 | 2286 | 4849 | -144 | -534 | -678 | 1153 | 846 | 307 | 4316 | 3109 | 7425 |
| 30-34 | 1232 | 850 | 2132 | 1726 | 1222 | 2948 | -444 | -372 | -816 | 651 | 544 | 107 | 2581 | 1448 | 4029 |
| 35-39 | 692 | 395 | 1087 | 821 | 556 | 1377 | -129 | -161 | -290 | 361 | 329 | 32 | 1535 | 797 | 2332 |
| 40-44 | 395 | 245 | 640 | 500 | 309 | 809 | -105 | -64 | -169 | 187 | 170 | 17 | 1005 | 646 | 1651 |
| 45-49 | 325 | 201 | 526 | 361 | 263 | 624 | -36 | -62 | -98 | 147 | 99 | 48 | 938 | 596 | 1534 |
| 50-54 | 210 | 193 | 403 | 329 | 297 | 626 | -119 | -104 | -223 | 76 | 61 | 15 | 795 | 683 | 1478 |
| 55-59 | 145 | 159 | 304 | 213 | 204 | 422 | -73 | -45 | -118 | 49 | 29 | 20 | 666 | 608 | 1274 |
| 60-64 | 114 | 133 | 247 | 187 | 220 | 407 | -73 | -87 | -160 | 23 | 19 | 4 | 611 | 541 | 1152 |
| 65-69 | 104 | 88 | 192 | 187 | 133 | 320 | -83 | -45 | -128 | 23 | 14 | 9 | 456 | 505 | 961 |
| 70-74 | 40 | 55 | 95 | 51 | 77 | 128 | -11 | -22 | -33 | 11 | 5 | 6 | 292 | 431 | 723 |
| 75-79 | 22 | 40 | 62 | 33 | 59 | 92 | -11 | -19 | -30 | 9 | 4 | 5 | 182 | 300 | 482 |
| 80-84 | 10 | 30 | 40 | 14 | 25 | 39 | -4 | 5 | 1 | 3 | 1 | 2 | 131 | 264 | 395 |
| 85- | 4 | 7 | 11 | 6 | 14 | 20 | -2 | -7 | -9 | 2 | 2 | 2 | 104 | 228 | 332 |
| SUMMA | 10708 | 10001 | 20709 | 11758 | 10806 | 22564 | -1050 | -805 | -1855 | 5685 | 4021 | 1664 | 21585 | 19149 | 40734 |

| ALDER VID ÅRETS SLUT | INFLYTTNING | | | UTFLYTTNING | | | NETTOINFLYTTNING | | | OMFLYTTNING AV UTLXNNINGAR | | | FLYTTNINGAR INOM OMRÅDET | | |
|-------------------------|-------------|------|-------|-------------|------|-------|------------------|------|-------|-------------------------------|-----|-------|-----------------------------|-----|-------|
| | M | KV | SUMMA | M | KV | SUMMA | M | KV | SUMMA | IN | UT | NETTO | M | KV | SUMMA |
| KOMMUN 14 81 | MØLNDAL | | | | | | | | | | | | | | |
| - 4 | 177 | 163 | 340 | 225 | 209 | 434 | -48 | -46 | -94 | 52 | 49 | 3 | 45 | 46 | 91 |
| 5- 9 | 121 | 107 | 228 | 136 | 114 | 250 | -15 | -7 | -22 | 43 | 44 | -1 | 33 | 29 | 62 |
| 10-14 | 65 | 81 | 146 | 76 | 66 | 142 | -11 | 15 | 4 | 23 | 14 | 9 | 17 | 13 | 30 |
| 15-19 | 92 | 114 | 206 | 74 | 122 | 196 | 18 | -8 | 10 | 33 | 22 | 11 | 30 | 36 | 66 |
| 20-24 | 248 | 391 | 639 | 213 | 357 | 570 | 35 | 34 | 69 | 58 | 41 | 17 | 62 | 77 | 139 |
| 25-29 | 383 | 312 | 695 | 356 | 328 | 684 | 27 | -16 | 11 | 89 | 71 | 18 | 67 | 67 | 134 |
| 30-34 | 209 | 148 | 357 | 262 | 195 | 457 | -53 | -47 | -100 | 51 | 53 | -2 | 55 | 36 | 91 |
| 35-39 | 87 | 94 | 181 | 118 | 88 | 206 | -31 | 6 | -25 | 25 | 29 | -4 | 27 | 19 | 46 |
| 40-44 | 90 | 43 | 133 | 68 | 52 | 120 | 22 | -9 | 13 | 24 | 19 | 5 | 16 | 14 | 30 |
| 45-49 | 40 | 32 | 72 | 55 | 49 | 104 | -15 | -17 | -32 | 11 | 14 | -3 | 14 | 14 | 28 |
| 50-54 | 34 | 34 | 68 | 39 | 39 | 78 | -5 | -5 | -10 | 5 | 3 | 2 | 10 | 6 | 16 |
| 55-59 | 20 | 30 | 50 | 31 | 36 | 67 | -11 | -6 | -17 | 4 | 6 | -2 | 7 | 8 | 15 |
| 60-64 | 19 | 19 | 38 | 20 | 32 | 52 | -1 | -13 | -14 | 1 | | 1 | 4 | 4 | 8 |
| 65-69 | 18 | 13 | 31 | 23 | 21 | 44 | -5 | -8 | -13 | 1 | | 1 | 1 | 1 | 2 |
| 70-74 | 7 | 10 | 17 | 7 | 10 | 17 | | | | | 2 | -2 | 4 | 2 | 6 |
| 75-79 | 6 | 10 | 16 | 5 | 5 | 10 | 1 | 5 | 6 | | | | 2 | 4 | 6 |
| 80-84 | 1 | 1 | 2 | 1 | 3 | 4 | | -2 | -2 | 1 | | 1 | | 5 | 5 |
| 85- | | | | | 2 | 2 | | -2 | -2 | | | | 1 | 1 | 2 |
| SUMMA | 1617 | 1602 | 3219 | 1709 | 1728 | 3437 | -92 | -126 | -218 | 421 | 367 | 54 | 395 | 382 | 777 |
| KOMMUN 14 82 | KUNGLV | | | | | | | | | | | | | | |
| - 4 | 92 | 105 | 187 | 73 | 67 | 140 | 9 | 38 | 47 | 28 | 19 | 9 | 26 | 54 | 80 |
| 5- 9 | 69 | 68 | 137 | 78 | 76 | 154 | -9 | -8 | -17 | 17 | 18 | -1 | 34 | 20 | 54 |
| 10-14 | 39 | 45 | 84 | 41 | 30 | 71 | -2 | 15 | 13 | 13 | 8 | 5 | 23 | 33 | 56 |
| 15-19 | 40 | 72 | 112 | 40 | 65 | 105 | | 7 | 7 | 14 | 8 | 6 | 20 | 42 | 62 |
| 20-24 | 132 | 156 | 288 | 104 | 118 | 222 | 28 | 38 | 66 | 30 | 17 | 13 | 49 | 66 | 115 |
| 25-29 | 165 | 141 | 306 | 121 | 126 | 247 | 44 | 15 | 59 | 35 | 19 | 16 | 59 | 41 | 100 |
| 30-34 | 106 | 93 | 199 | 87 | 69 | 156 | 19 | 24 | 43 | 19 | 22 | -3 | 39 | 28 | 67 |
| 35-39 | 58 | 52 | 110 | 61 | 47 | 108 | -3 | 5 | 2 | 14 | 15 | -1 | 21 | 35 | 56 |
| 40-44 | 32 | 29 | 61 | 38 | 23 | 61 | -6 | 6 | | 8 | 7 | 1 | 19 | 15 | 34 |
| 45-49 | 42 | 26 | 68 | 33 | 19 | 52 | 9 | 7 | 16 | 11 | 3 | 8 | 12 | 3 | 15 |
| 50-54 | 25 | 18 | 43 | 14 | 15 | 29 | 11 | 3 | 14 | 3 | 3 | | 6 | 5 | 11 |
| 55-59 | 18 | 20 | 38 | 15 | 7 | 22 | 3 | 13 | 16 | 1 | 1 | | 3 | 4 | 7 |
| 60-64 | 13 | 15 | 28 | 5 | 3 | 8 | 8 | 12 | 20 | 2 | | 2 | 3 | 3 | 6 |
| 65-69 | 17 | 17 | 34 | 4 | 10 | 14 | 13 | 7 | 20 | 1 | 1 | | 4 | 3 | 7 |
| 70-74 | 5 | 11 | 16 | 4 | 4 | 8 | 1 | 7 | 8 | | | | 6 | 5 | 11 |
| 75-79 | 4 | 2 | 6 | 2 | 4 | 6 | 2 | -2 | | | | | 6 | 5 | 11 |
| 80-84 | | 1 | 1 | | 1 | 1 | | | | | | | 1 | 3 | 4 |
| 85- | 1 | 3 | 4 | 1 | | 1 | | 3 | 3 | 1 | | 1 | | 1 | 1 |
| SUMMA | 848 | 874 | 1722 | 721 | 684 | 1405 | 127 | 190 | 317 | 197 | 141 | 56 | 331 | 366 | 697 |
| KOMMUN 14 84 | LYSEKIL | | | | | | | | | | | | | | |
| - 4 | 45 | 51 | 96 | 40 | 30 | 70 | 5 | 21 | 26 | 9 | 27 | -18 | 32 | 33 | 65 |
| 5- 9 | 36 | 46 | 82 | 48 | 30 | 78 | -12 | 16 | 4 | 10 | 39 | -29 | 41 | 22 | 63 |
| 10-14 | 34 | 19 | 53 | 22 | 20 | 42 | 12 | -1 | 11 | 8 | 27 | -19 | 21 | 11 | 32 |
| 15-19 | 18 | 38 | 56 | 16 | 36 | 52 | 2 | 2 | 4 | 6 | 10 | -4 | 12 | 15 | 27 |
| 20-24 | 63 | 84 | 147 | 43 | 74 | 117 | 20 | 10 | 30 | 11 | 13 | -2 | 33 | 38 | 71 |
| 25-29 | 74 | 72 | 146 | 82 | 53 | 135 | -8 | 19 | 11 | 17 | 44 | -27 | 43 | 45 | 88 |
| 30-34 | 51 | 32 | 83 | 52 | 39 | 91 | -1 | -7 | -8 | 8 | 45 | -37 | 39 | 31 | 70 |
| 35-39 | 31 | 23 | 54 | 32 | 20 | 52 | -1 | 3 | 2 | 7 | 36 | -29 | 12 | 7 | 19 |
| 40-44 | 20 | 10 | 30 | 31 | 19 | 50 | -11 | -9 | -20 | 5 | 30 | -25 | 15 | 9 | 24 |
| 45-49 | 16 | 8 | 24 | 19 | 14 | 33 | -3 | -6 | -9 | 5 | 21 | -16 | 6 | 3 | 9 |
| 50-54 | 10 | 9 | 19 | 21 | 14 | 35 | -11 | -5 | -16 | | 17 | -17 | 6 | 8 | 14 |
| 55-59 | 3 | 14 | 17 | 12 | 7 | 19 | -9 | 7 | -2 | 1 | 9 | -8 | 3 | 2 | 5 |
| 60-64 | 12 | 4 | 16 | 4 | 5 | 9 | 8 | -1 | 7 | 2 | 1 | 1 | 2 | | 2 |
| 65-69 | 10 | 8 | 18 | 8 | 6 | 14 | 2 | 2 | 4 | | 2 | -2 | | 4 | 4 |
| 70-74 | 2 | 5 | 7 | | 1 | 1 | 2 | 4 | 6 | 1 | | 1 | 1 | | 1 |
| 75-79 | 3 | 1 | 4 | 1 | | 1 | 2 | 1 | 3 | | | | | 4 | 4 |
| 80-84 | | | | 1 | | 1 | -1 | | -1 | | | | | 5 | 5 |
| 85- | | 2 | 2 | | | | | 2 | 2 | | | | 2 | 1 | 3 |
| SUMMA | 428 | 426 | 854 | 432 | 368 | 800 | -4 | 58 | 54 | 90 | 321 | -231 | 268 | 238 | 506 |

Tabell 6 (forts) Flyttningar efter kön, ålder och medborgarskap för kommuner 1975

| ÅLDER VID ÅRETS SLUT | INFLYTTNING | | | UTFLYTTNING | | | NETTOINFLYTTNING | | | OMFLYTTNING AV UTLÄNNINGAR | | | FLYTTNINGAR INOM OMRÅDET | | |
|-------------------------|-------------|-----|-------|-------------|------|-------|------------------|------|-------|-------------------------------|-----|-------|-----------------------------|------|-------|
| | M | KV | SUMMA | M | KV | SUMMA | M | KV | SUMMA | IN | UT | NETTO | M | KV | SUMMA |
| KOMMUN 14 85 UDDEVALLA | | | | | | | | | | | | | | | |
| - 4 | 99 | 100 | 199 | 110 | 114 | 224 | -11 | -14 | -25 | 46 | 31 | 15 | 107 | 103 | 210 |
| 5- 9 | 79 | 73 | 152 | 73 | 70 | 143 | 6 | 3 | 9 | 30 | 20 | 10 | 59 | 59 | 118 |
| 10-14 | 45 | 50 | 95 | 49 | 51 | 100 | -4 | -1 | -5 | 14 | 9 | 5 | 33 | 42 | 75 |
| 15-19 | 53 | 122 | 175 | 68 | 102 | 170 | -15 | 20 | 5 | 17 | 20 | -3 | 58 | 145 | 203 |
| 20-24 | 177 | 235 | 412 | 165 | 271 | 436 | 12 | -36 | -24 | 41 | 28 | 13 | 199 | 222 | 421 |
| 25-29 | 211 | 146 | 357 | 199 | 167 | 366 | 12 | -21 | -9 | 57 | 45 | 12 | 192 | 118 | 310 |
| 30-34 | 106 | 82 | 188 | 126 | 88 | 214 | -20 | -6 | -26 | 30 | 31 | -1 | 113 | 84 | 197 |
| 35-39 | 64 | 39 | 103 | 73 | 61 | 134 | -9 | -22 | -31 | 17 | 14 | 3 | 60 | 42 | 102 |
| 40-44 | 39 | 22 | 61 | 50 | 36 | 86 | -11 | -14 | -25 | 11 | 13 | -2 | 48 | 40 | 88 |
| 45-49 | 34 | 25 | 59 | 28 | 31 | 59 | 6 | -6 | 0 | 2 | 9 | -7 | 49 | 31 | 80 |
| 50-54 | 20 | 24 | 44 | 29 | 30 | 59 | -9 | -6 | -15 | 2 | 4 | -2 | 38 | 32 | 70 |
| 55-59 | 28 | 12 | 40 | 24 | 21 | 45 | 4 | -9 | -5 | 2 | 2 | | 28 | 22 | 50 |
| 60-64 | 11 | 19 | 30 | 19 | 15 | 34 | -8 | 4 | -4 | | | | 25 | 22 | 47 |
| 65-69 | 16 | 13 | 29 | 22 | 11 | 33 | -6 | 2 | -4 | 1 | | 1 | 17 | 7 | 24 |
| 70-74 | 5 | 6 | 11 | 4 | 6 | 10 | 1 | | 1 | 2 | | 2 | 8 | 9 | 17 |
| 75-79 | 2 | 5 | 7 | 4 | 4 | 8 | -2 | 1 | -1 | 1 | 1 | | 4 | 14 | 18 |
| 80-84 | | 3 | 3 | | 6 | 6 | | -3 | -3 | | 1 | -1 | 10 | 3 | 13 |
| 85- | | 1 | 1 | | 2 | 2 | | -1 | -1 | | | | | 9 | 9 |
| SUMMA | 989 | 977 | 1966 | 1043 | 1086 | 2129 | -54 | -109 | -163 | 273 | 228 | 45 | 1048 | 1004 | 2052 |
| KOMMUN 14 86 STRÖMSTAD | | | | | | | | | | | | | | | |
| - 4 | 17 | 12 | 29 | 20 | 15 | 35 | -3 | -3 | -6 | 5 | 9 | -4 | 18 | 15 | 33 |
| 5- 9 | 14 | 16 | 30 | 6 | 4 | 10 | 8 | 12 | 20 | 8 | 1 | 7 | 13 | 14 | 27 |
| 10-14 | 14 | 10 | 24 | 10 | 2 | 12 | 4 | 8 | 12 | | 3 | -3 | 11 | 6 | 17 |
| 15-19 | 14 | 12 | 26 | 10 | 23 | 33 | 4 | -11 | -7 | 8 | 7 | 1 | 5 | 12 | 17 |
| 20-24 | 28 | 37 | 65 | 34 | 40 | 74 | -6 | -3 | -9 | 10 | 3 | 7 | 12 | 17 | 29 |
| 25-29 | 29 | 17 | 46 | 26 | 20 | 46 | 3 | -3 | 0 | 9 | 8 | 1 | 17 | 27 | 44 |
| 30-34 | 28 | 21 | 49 | 15 | 12 | 27 | 13 | 9 | 22 | 15 | 7 | 8 | 14 | 10 | 24 |
| 35-39 | 10 | 6 | 16 | 10 | 4 | 14 | | 2 | 2 | 1 | 3 | -2 | 9 | 7 | 16 |
| 40-44 | 10 | 4 | 14 | 2 | 2 | 4 | 8 | 2 | 10 | 3 | | 3 | 4 | 3 | 7 |
| 45-49 | 5 | 11 | 16 | 1 | 5 | 6 | 4 | 6 | 10 | 4 | 2 | 2 | 3 | 3 | 6 |
| 50-54 | 4 | 3 | 7 | 6 | 4 | 10 | -2 | -1 | -3 | 1 | 2 | -1 | 3 | 8 | 11 |
| 55-59 | 4 | 5 | 9 | 4 | 1 | 5 | | 4 | 4 | 1 | | 1 | 7 | 2 | 9 |
| 60-64 | 8 | 5 | 13 | 1 | 2 | 3 | 7 | 3 | 10 | | | | 4 | 3 | 7 |
| 65-69 | 5 | 5 | 10 | 3 | 4 | 7 | 2 | 1 | 3 | | | | 2 | 7 | 9 |
| 70-74 | 1 | | 1 | 2 | 3 | 5 | -1 | -3 | -4 | | | | | 3 | 3 |
| 75-79 | | 1 | 1 | 1 | 1 | 2 | | -1 | -1 | | | | 4 | 4 | 8 |
| 80-84 | 2 | | 2 | 1 | 1 | 2 | 1 | -1 | 0 | | | | 5 | 1 | 6 |
| 85- | | | | 1 | 1 | 2 | | -1 | -1 | | | | 1 | | 1 |
| SUMMA | 193 | 165 | 358 | 152 | 144 | 296 | 41 | 21 | 62 | 65 | 45 | 20 | 132 | 142 | 274 |
| KOMMUN 15 04 DALSED | | | | | | | | | | | | | | | |
| - 4 | 10 | 11 | 21 | 9 | 3 | 12 | 1 | 8 | 9 | 5 | 2 | 3 | 4 | 2 | 6 |
| 5- 9 | 11 | 8 | 19 | 5 | 4 | 9 | 6 | 4 | 10 | 2 | 2 | | 4 | 3 | 7 |
| 10-14 | 5 | 6 | 11 | 5 | 6 | 11 | | | 6 | 3 | 3 | | 2 | 2 | 4 |
| 15-19 | 11 | 11 | 22 | 9 | 6 | 15 | 2 | 5 | 7 | 8 | 3 | 5 | 2 | 3 | 5 |
| 20-24 | 19 | 21 | 40 | 19 | 26 | 45 | | -5 | -5 | 6 | 6 | | 9 | 8 | 17 |
| 25-29 | 20 | 15 | 35 | 11 | 10 | 21 | 9 | 5 | 14 | 6 | 5 | 1 | 13 | 4 | 17 |
| 30-34 | 12 | 11 | 23 | 5 | 6 | 11 | 7 | 5 | 12 | 7 | 3 | 4 | 2 | 2 | 4 |
| 35-39 | 8 | 4 | 12 | 7 | 7 | 14 | 1 | -3 | -2 | 2 | 3 | -1 | 3 | 2 | 5 |
| 40-44 | 7 | 4 | 11 | 1 | 1 | 2 | 6 | 4 | 10 | 1 | | 1 | 1 | 2 | 3 |
| 45-49 | 3 | 4 | 7 | 1 | 2 | 3 | 2 | 2 | 4 | 1 | 1 | | 3 | | 3 |
| 50-54 | 2 | 3 | 5 | 2 | 2 | 4 | | 1 | 1 | | | | 1 | 1 | 2 |
| 55-59 | 3 | 2 | 5 | 2 | 1 | 3 | 1 | 1 | 2 | 1 | | 1 | 1 | 1 | 2 |
| 60-64 | 3 | 3 | 6 | 2 | 1 | 3 | 1 | 2 | 3 | | | | 1 | 5 | 5 |
| 65-69 | 5 | 1 | 6 | 1 | 1 | 2 | | 4 | 4 | | 1 | -1 | 4 | | 4 |
| 70-74 | | | | 1 | 1 | 2 | -1 | -1 | -2 | | 1 | -1 | 2 | | 2 |
| 75-79 | | | | | | | | | | | | | 1 | 1 | 2 |
| 80-84 | | | | | | | | | | | | | | 3 | 3 |
| 85- | | | | 1 | | 1 | -1 | | -1 | | | | 1 | | 1 |
| SUMMA | 119 | 104 | 223 | 81 | 76 | 157 | 38 | 28 | 66 | 45 | 30 | 15 | 53 | 39 | 92 |

| ÅLDER VID RETS SLUT | INFLYTTNING | | | UTFLYTTNING | | | NETTOINFLYTTNING | | | OMFLYTTNING AV UTLÄNNINGAR | | | FLYTTNINGAR INOM OMRÅDET | | |
|-------------------------|-------------|------|-------|-------------|-----|-------|------------------|-----|-------|-------------------------------|-----|-------|-----------------------------|-----|-------|
| | M | KV | SUMMA | M | KV | SUMMA | M | KV | SUMMA | IN | UT | NETTO | M | KV | SUMMA |
| KOMMUN 15 07 FÄRGELANDA | | | | | | | | | | | | | | | |
| - 4 | 18 | 13 | 31 | 6 | 5 | 11 | 12 | 8 | 20 | 3 | 1 | 2 | 4 | 6 | 10 |
| 5- 9 | 10 | 12 | 22 | 11 | 5 | 16 | -1 | 7 | 6 | 1 | 1 | 2 | 2 | 1 | 3 |
| 10-14 | 9 | 8 | 17 | 6 | 2 | 8 | 3 | 6 | 9 | 2 | | 2 | 2 | 1 | 3 |
| 15-19 | 14 | 10 | 24 | 11 | 26 | 37 | 3 | -16 | -13 | 2 | 2 | 2 | 2 | 10 | 12 |
| 20-24 | 13 | 29 | 42 | 25 | 27 | 52 | -12 | 2 | -10 | 1 | 4 | -3 | 6 | 14 | 20 |
| 25-29 | 35 | 17 | 52 | 29 | 12 | 41 | 6 | 5 | 11 | 1 | 4 | -3 | 8 | 3 | 11 |
| 30-34 | 16 | 14 | 30 | 6 | 3 | 9 | 10 | 11 | 21 | 2 | 1 | 1 | 1 | 1 | 2 |
| 35-39 | 11 | 15 | 26 | 6 | 4 | 10 | 5 | 11 | 16 | 1 | | 1 | 5 | 1 | 6 |
| 40-44 | 5 | 4 | 9 | 4 | 3 | 7 | 1 | 1 | 2 | | | | 3 | 2 | 5 |
| 45-49 | 2 | 6 | 8 | 5 | 5 | 10 | -3 | 1 | -2 | 1 | 1 | | | | |
| 50-54 | 6 | 2 | 8 | 6 | 4 | 10 | | -2 | -2 | 1 | | 1 | 1 | 1 | 2 |
| 55-59 | 2 | 2 | 4 | 1 | 2 | 3 | 1 | | 1 | 1 | | 1 | 1 | 1 | 1 |
| 60-64 | 1 | 3 | 4 | 2 | 1 | 3 | -1 | 2 | 1 | | | | 1 | 1 | 2 |
| 65-69 | | | | | 3 | 3 | | -3 | -3 | | | | | 2 | 2 |
| 70-74 | | 1 | 1 | 1 | | 1 | -1 | 1 | | | | | 1 | | 1 |
| 75-79 | | 1 | 1 | 1 | 2 | 3 | -1 | -1 | -2 | | | | 1 | 1 | 2 |
| 80-84 | | | | 1 | 1 | 2 | -1 | -1 | -2 | | 1 | -1 | 1 | | 1 |
| 85- | | | | | | | | | | | | | 1 | 1 | 2 |
| SUMMA | 142 | 137 | 279 | 121 | 105 | 226 | 21 | 32 | 53 | 16 | 15 | 1 | 40 | 45 | 85 |
| KOMMUN 15 21 ALE | | | | | | | | | | | | | | | |
| - 4 | 156 | 135 | 291 | 108 | 98 | 206 | 48 | 37 | 85 | 77 | 41 | 36 | 12 | 27 | 39 |
| 5- 9 | 93 | 72 | 165 | 65 | 83 | 148 | 28 | -11 | 17 | 42 | 37 | 5 | 16 | 16 | 32 |
| 10-14 | 44 | 38 | 82 | 47 | 36 | 83 | -3 | 2 | -1 | 21 | 14 | 7 | 10 | 6 | 16 |
| 15-19 | 40 | 64 | 104 | 52 | 72 | 124 | -12 | -8 | -20 | 38 | 26 | 12 | 10 | 26 | 36 |
| 20-24 | 122 | 147 | 269 | 109 | 125 | 234 | 13 | 22 | 35 | 83 | 54 | 29 | 42 | 33 | 75 |
| 25-29 | 177 | 169 | 346 | 139 | 107 | 246 | 38 | 62 | 100 | 78 | 55 | 23 | 34 | 20 | 54 |
| 30-34 | 143 | 71 | 214 | 107 | 77 | 184 | 36 | -6 | 30 | 52 | 39 | 13 | 27 | 15 | 42 |
| 35-39 | 64 | 35 | 99 | 63 | 27 | 90 | 1 | 8 | 9 | 25 | 18 | 7 | 15 | 10 | 25 |
| 40-44 | 31 | 18 | 49 | 32 | 23 | 55 | -1 | -5 | -6 | 19 | 20 | -1 | 11 | 6 | 17 |
| 45-49 | 17 | 13 | 30 | 11 | 15 | 26 | 6 | -2 | 4 | 12 | 4 | 8 | 8 | 4 | 12 |
| 50-54 | 21 | 15 | 36 | 18 | 10 | 28 | 3 | 5 | 8 | 3 | 6 | -3 | 4 | 3 | 7 |
| 55-59 | 14 | 3 | 17 | 8 | 8 | 16 | 6 | -5 | 1 | | 2 | -2 | 3 | 1 | 4 |
| 60-64 | 9 | 2 | 11 | 11 | 12 | 23 | -2 | -10 | -12 | 3 | 2 | 1 | 3 | 3 | 6 |
| 65-69 | 8 | 10 | 18 | 11 | 11 | 22 | -3 | -1 | -4 | 1 | | 1 | 5 | 5 | 10 |
| 70-74 | 1 | 5 | 6 | 1 | 3 | 4 | | 2 | 2 | 2 | | 2 | 2 | 1 | 3 |
| 75-79 | 2 | 4 | 6 | 1 | 2 | 3 | 1 | 2 | 3 | 1 | | 1 | | | |
| 80-84 | 2 | 2 | 4 | | 2 | 2 | 2 | 2 | 2 | 1 | | 1 | | 1 | 1 |
| 85- | 1 | 1 | 2 | | | | 1 | 1 | 2 | | | | 2 | 5 | 7 |
| SUMMA | 945 | 804 | 1749 | 783 | 711 | 1494 | 162 | 93 | 255 | 458 | 318 | 140 | 204 | 182 | 386 |
| KOMMUN 15 24 LERUM | | | | | | | | | | | | | | | |
| - 4 | 167 | 186 | 353 | 102 | 97 | 199 | 65 | 89 | 154 | 32 | 15 | 17 | 25 | 28 | 53 |
| 5- 9 | 106 | 104 | 210 | 117 | 98 | 215 | -11 | 6 | -5 | 12 | 4 | 8 | 25 | 25 | 50 |
| 10-14 | 48 | 57 | 105 | 61 | 60 | 121 | -13 | -3 | -16 | 4 | 7 | -3 | 14 | 15 | 29 |
| 15-19 | 37 | 40 | 77 | 64 | 76 | 140 | -27 | -36 | -63 | 8 | 5 | 3 | 11 | 12 | 23 |
| 20-24 | 84 | 152 | 236 | 110 | 134 | 244 | -26 | 18 | -8 | 18 | 13 | 5 | 21 | 22 | 43 |
| 25-29 | 207 | 196 | 403 | 134 | 117 | 251 | 73 | 79 | 152 | 28 | 13 | 15 | 34 | 34 | 68 |
| 30-34 | 150 | 125 | 275 | 112 | 111 | 223 | 38 | 14 | 52 | 13 | 9 | 4 | 26 | 32 | 58 |
| 35-39 | 72 | 69 | 141 | 75 | 57 | 132 | -3 | 12 | 9 | 8 | 10 | -2 | 23 | 13 | 36 |
| 40-44 | 46 | 21 | 67 | 34 | 30 | 64 | 12 | -9 | 3 | 8 | 7 | 1 | 11 | 7 | 18 |
| 45-49 | 13 | 19 | 32 | 25 | 19 | 44 | -12 | | -12 | 2 | | | 11 | 6 | 17 |
| 50-54 | 23 | 21 | 44 | 24 | 22 | 46 | -1 | -1 | -2 | | 3 | -3 | | 3 | 3 |
| 55-59 | 12 | 15 | 27 | 13 | 20 | 33 | -1 | -5 | -6 | | 2 | -2 | 1 | 2 | 3 |
| 60-64 | 18 | 16 | 34 | 14 | 5 | 19 | 4 | 11 | 15 | 2 | | 2 | 4 | 2 | 6 |
| 65-69 | 8 | 6 | 14 | 13 | 10 | 23 | -5 | -4 | -9 | 1 | | 1 | 1 | 1 | 1 |
| 70-74 | 6 | 6 | 12 | 7 | 5 | 12 | -1 | 1 | | | | | 1 | 1 | 2 |
| 75-79 | 2 | 4 | 6 | 4 | 3 | 7 | -2 | 1 | -1 | 1 | 1 | | | | |
| 80-84 | 4 | 3 | 7 | 1 | 1 | 1 | 4 | 2 | 6 | 1 | | 1 | | 1 | 1 |
| 85- | | 2 | 2 | 1 | | 1 | -1 | 2 | 1 | | | | | 2 | 2 |
| SUMMA | 1003 | 1042 | 2045 | 910 | 865 | 1775 | 93 | 177 | 270 | 138 | 91 | 47 | 208 | 205 | 413 |

Tabell 6 (forts) Flyttningar efter kön, ålder och medborgarskap för kommuner 1975

| ÅLDER VID ÅRETS SLUT | INFLYTTNING | | | UTFLYTTNING | | | NETTOINFLYTTNING | | | OMFLYTTNING AV UTLÄNNINGAR | | | FLYTTNINGAR INOM OMRÅDET | | |
|-------------------------|-------------|-----|-------|-------------|-----|-------|------------------|-----|-------|-------------------------------|-----|-------|-----------------------------|----|-------|
| | M | KV | SUMMA | M | KV | SUMMA | M | KV | SUMMA | IN | UT | NETTO | M | KV | SUMMA |
| KOMMUN 15 27 | VÄRGRÅDA | | | | | | | | | | | | | | |
| - 4 | 36 | 32 | 68 | 13 | 13 | 26 | 23 | 19 | 42 | 1 | 3 | -2 | 7 | 9 | 16 |
| 5- 9 | 24 | 16 | 40 | 10 | 6 | 16 | 14 | 10 | 24 | 2 | | 2 | 6 | 8 | 14 |
| 10-14 | 10 | 7 | 17 | 4 | 5 | 9 | 6 | 2 | 8 | | | | 7 | 3 | 10 |
| 15-19 | 11 | 18 | 29 | 5 | 22 | 27 | 6 | -4 | 2 | 3 | 1 | 2 | 4 | 5 | 9 |
| 20-24 | 26 | 50 | 76 | 35 | 42 | 77 | -9 | 8 | -1 | 4 | 5 | -1 | 13 | 9 | 22 |
| 25-29 | 51 | 37 | 88 | 29 | 19 | 48 | 22 | 18 | 40 | 3 | 6 | -3 | 19 | 14 | 33 |
| 30-34 | 34 | 25 | 59 | 13 | 13 | 26 | 21 | 12 | 33 | 1 | 3 | -2 | 12 | 8 | 20 |
| 35-39 | 17 | 10 | 27 | 10 | 2 | 12 | 7 | 8 | 15 | 2 | 1 | 1 | 7 | 4 | 11 |
| 40-44 | 9 | 10 | 19 | 5 | 2 | 7 | 4 | 8 | 12 | | | | 1 | 1 | 2 |
| 45-49 | 8 | 5 | 13 | 3 | 1 | 4 | 5 | 4 | 9 | | | | 3 | 2 | 5 |
| 50-54 | 8 | 6 | 14 | 4 | 4 | 8 | 4 | 2 | 6 | | | | 4 | 4 | 8 |
| 55-59 | 5 | 6 | 11 | 2 | 3 | 5 | 3 | 3 | 6 | | | | 2 | 3 | 5 |
| 60-64 | 3 | 3 | 6 | 2 | 4 | 6 | 1 | -1 | | | | | 4 | 1 | 5 |
| 65-69 | 2 | 3 | 5 | 1 | 3 | 4 | 1 | | 1 | | | | 2 | 5 | 7 |
| 70-74 | 3 | 2 | 5 | | 2 | 2 | 3 | | 3 | | | | 2 | 2 | 4 |
| 75-79 | 2 | | 2 | | 3 | 3 | 2 | -3 | -1 | 1 | | 1 | 2 | 1 | 3 |
| 80-84 | | 2 | 2 | 3 | 2 | 5 | -3 | | -3 | | | | | 1 | 1 |
| 85- | | | | | | | | | | | | | 1 | | 1 |
| SUMMA | 249 | 232 | 481 | 139 | 146 | 285 | 110 | 86 | 196 | 17 | 19 | -2 | 96 | 80 | 176 |
| KOMMUN 15 52 | TRANEMO | | | | | | | | | | | | | | |
| - 4 | 31 | 45 | 76 | 20 | 18 | 38 | 11 | 27 | 38 | 10 | 13 | -3 | 9 | 7 | 16 |
| 5- 9 | 22 | 20 | 42 | 20 | 20 | 40 | 2 | | 2 | 9 | 13 | -4 | 3 | 3 | 6 |
| 10-14 | 19 | 9 | 28 | 9 | 11 | 20 | 10 | -2 | 8 | 5 | 8 | -3 | 4 | 6 | 10 |
| 15-19 | 16 | 22 | 38 | 14 | 28 | 42 | 2 | -6 | -4 | 7 | 8 | -1 | 7 | 12 | 19 |
| 20-24 | 28 | 53 | 81 | 43 | 64 | 107 | -15 | -11 | -26 | 7 | 11 | -4 | 14 | 20 | 34 |
| 25-29 | 48 | 44 | 92 | 37 | 31 | 68 | 11 | 13 | 24 | 7 | 20 | -13 | 18 | 6 | 24 |
| 30-34 | 31 | 21 | 52 | 29 | 18 | 47 | 2 | 3 | 5 | 11 | 11 | | 5 | 3 | 8 |
| 35-39 | 14 | 15 | 29 | 16 | 9 | 25 | -2 | 6 | 4 | 4 | 8 | -4 | 4 | 4 | 8 |
| 40-44 | 6 | 4 | 10 | 7 | 7 | 14 | -1 | -3 | -4 | 3 | 8 | -5 | 2 | 2 | 4 |
| 45-49 | 4 | 8 | 12 | 6 | 4 | 10 | -2 | 4 | 2 | 1 | 4 | -3 | 2 | 2 | 4 |
| 50-54 | 2 | 6 | 8 | 1 | 4 | 5 | 1 | 2 | 3 | 1 | | 1 | 6 | 2 | 8 |
| 55-59 | 3 | 4 | 7 | 4 | 2 | 6 | -1 | 2 | 1 | | | | | | |
| 60-64 | 3 | 4 | 7 | 5 | 3 | 8 | -2 | 1 | -1 | | 1 | -1 | | 3 | 3 |
| 65-69 | 3 | 5 | 8 | 3 | 5 | 8 | | | | | | | 2 | 3 | 5 |
| 70-74 | 4 | 4 | 8 | 3 | 1 | 4 | 1 | 3 | 4 | 1 | | 1 | 3 | 2 | 5 |
| 75-79 | 1 | 2 | 3 | 1 | | 1 | | 2 | 2 | | | | 2 | | 2 |
| 80-84 | | | | | | | | | | | | | 1 | 2 | 3 |
| 85- | | | | 1 | | 1 | -1 | | -1 | | | | | 1 | 1 |
| SUMMA | 235 | 266 | 501 | 219 | 225 | 444 | 16 | 41 | 57 | 66 | 105 | -39 | 82 | 78 | 160 |
| KOMMUN 15 60 | BENGTSFORS | | | | | | | | | | | | | | |
| - 4 | 31 | 19 | 50 | 22 | 30 | 52 | 9 | -11 | -2 | 20 | 15 | 5 | 6 | 13 | 19 |
| 5- 9 | 16 | 12 | 28 | 21 | 23 | 44 | -5 | -11 | -16 | 11 | 23 | -12 | 10 | 7 | 17 |
| 10-14 | 13 | 12 | 25 | 20 | 15 | 35 | -7 | -3 | -10 | 9 | 17 | -8 | 1 | 2 | 3 |
| 15-19 | 19 | 20 | 39 | 10 | 26 | 36 | 9 | -6 | 3 | 15 | 5 | 10 | 8 | 14 | 22 |
| 20-24 | 46 | 55 | 101 | 45 | 65 | 110 | 1 | -10 | -9 | 27 | 22 | 5 | 6 | 12 | 18 |
| 25-29 | 46 | 38 | 84 | 50 | 41 | 91 | -4 | -3 | -7 | 35 | 26 | 9 | 24 | 8 | 32 |
| 30-34 | 29 | 16 | 45 | 22 | 25 | 47 | 7 | -9 | -2 | 16 | 16 | | 7 | 11 | 18 |
| 35-39 | 15 | 8 | 23 | 19 | 7 | 26 | -4 | 1 | -3 | 9 | 9 | | 2 | 4 | 6 |
| 40-44 | 6 | 6 | 12 | 9 | 8 | 17 | -3 | -2 | -5 | 5 | 7 | -2 | 5 | 4 | 9 |
| 45-49 | 11 | 4 | 15 | 9 | 6 | 15 | 2 | -2 | | 8 | 6 | 2 | 6 | 1 | 7 |
| 50-54 | 10 | 6 | 16 | 2 | 5 | 7 | 8 | 1 | 9 | 5 | 2 | 3 | | 2 | 2 |
| 55-59 | 7 | 6 | 13 | 1 | 3 | 4 | 6 | 3 | 9 | | | | 4 | 3 | 7 |
| 60-64 | 6 | 7 | 13 | 2 | 4 | 6 | 4 | 3 | 7 | 1 | 1 | | 2 | 1 | 3 |
| 65-69 | 3 | 4 | 7 | 4 | 3 | 7 | -1 | 1 | | | | | 1 | 3 | 4 |
| 70-74 | 1 | 1 | 2 | 3 | 3 | 6 | -2 | -2 | -4 | | | | 1 | | 1 |
| 75-79 | 1 | 2 | 3 | | 1 | 1 | 1 | 1 | 2 | | | | 3 | | 3 |
| 80-84 | 1 | 2 | 3 | | | | 1 | 2 | 3 | | | | | 1 | 1 |
| 85- | | | | | 1 | 1 | -1 | -1 | | | | | 1 | 1 | 2 |
| SUMMA | 261 | 218 | 479 | 239 | 266 | 505 | 22 | -48 | -26 | 161 | 149 | 12 | 87 | 87 | 174 |

| ÅLDER VID ÅRETS SLUT | INFLYTTNING | | | UTFLYTTNING | | | NETTOINFLYTTNING | | | OMFLYTTNING AV UTLÄNNINGAR | | | FLYTTNINGAR INOM OMRÅDET | | |
|-------------------------|-------------|-----|-------|-------------|-----|-------|------------------|-----|-------|-------------------------------|-----|-------|-----------------------------|-----|-------|
| | M | KV | SUMMA | M | KV | SUMMA | M | KV | SUMMA | IN | UT | NETTO | M | KV | SUMMA |
| KOMMUN 15 61 | MELLERUD | | | | | | | | | | | | | | |
| - 4 | 28 | 28 | 56 | 15 | 22 | 37 | 13 | 6 | 19 | 7 | 6 | 1 | 8 | 12 | 20 |
| 5- 9 | 15 | 19 | 34 | 12 | 6 | 18 | 3 | 13 | 16 | 2 | 2 | | 5 | 7 | 12 |
| 10-14 | 10 | 7 | 17 | 8 | 10 | 18 | 2 | -3 | -1 | | 2 | -2 | 2 | 4 | 6 |
| 15-19 | 18 | 14 | 32 | 14 | 15 | 29 | 4 | -1 | 3 | 4 | 2 | -2 | 6 | 13 | 19 |
| 20-24 | 32 | 37 | 69 | 43 | 41 | 84 | -11 | -4 | -15 | 6 | 8 | -2 | 20 | 18 | 38 |
| 25-29 | 28 | 26 | 54 | 41 | 22 | 63 | -13 | 4 | -9 | 5 | 4 | 1 | 15 | 11 | 26 |
| 30-34 | 21 | 20 | 41 | 23 | 16 | 39 | -2 | 4 | 2 | 2 | 2 | | 11 | 6 | 17 |
| 35-39 | 18 | 10 | 28 | 11 | 3 | 14 | 7 | 7 | 14 | 2 | 2 | | 5 | 4 | 9 |
| 40-44 | 9 | 8 | 17 | 5 | 5 | 10 | 4 | 3 | 7 | 3 | 2 | 1 | 2 | 3 | 5 |
| 45-49 | 9 | 5 | 14 | 5 | 3 | 8 | 4 | 2 | 6 | 2 | 1 | 1 | 5 | 2 | 7 |
| 50-54 | 3 | 5 | 8 | 6 | 7 | 13 | -3 | -2 | -5 | | 2 | -2 | 1 | 3 | 4 |
| 55-59 | 5 | 7 | 12 | 6 | 6 | 12 | -1 | 1 | | | | | 7 | 4 | 11 |
| 60-64 | 8 | 6 | 14 | 4 | 6 | 10 | 4 | | 4 | | | | 3 | 3 | 6 |
| 65-69 | 6 | 4 | 10 | 1 | 2 | 3 | 5 | 2 | 7 | 2 | 2 | | 4 | 6 | 10 |
| 70-74 | | 2 | 2 | 1 | 1 | 2 | -1 | 1 | | 1 | | 1 | 3 | 4 | 7 |
| 75-79 | | 1 | 1 | 2 | 4 | 6 | -2 | -3 | -5 | | | | 3 | 3 | 6 |
| 80-84 | 1 | 1 | 2 | 5 | | 5 | -4 | 1 | -3 | | | | 2 | | 2 |
| 85- | | 1 | 1 | | | | | 1 | 1 | | | | | | |
| SUMMA | 211 | 201 | 412 | 202 | 169 | 371 | 9 | 32 | 41 | 36 | 33 | 3 | 102 | 103 | 205 |
| KOMMUN 15 62 | LILLA EDET | | | | | | | | | | | | | | |
| - 4 | 54 | 61 | 115 | 27 | 24 | 51 | 27 | 37 | 64 | 37 | 19 | 18 | 15 | 15 | 30 |
| 5- 9 | 37 | 44 | 81 | 25 | 16 | 41 | 12 | 28 | 40 | 27 | 15 | 12 | 10 | 12 | 22 |
| 10-14 | 27 | 25 | 52 | 16 | 9 | 25 | 11 | 16 | 27 | 16 | 9 | 7 | 13 | 10 | 23 |
| 15-19 | 22 | 33 | 55 | 31 | 48 | 79 | -9 | -15 | -24 | 30 | 27 | 3 | 9 | 18 | 27 |
| 20-24 | 70 | 69 | 139 | 76 | 61 | 137 | -6 | 8 | 2 | 61 | 56 | 5 | 28 | 20 | 48 |
| 25-29 | 89 | 80 | 169 | 65 | 42 | 107 | 24 | 38 | 62 | 52 | 51 | 1 | 16 | 17 | 33 |
| 30-34 | 65 | 39 | 104 | 34 | 13 | 47 | 31 | 26 | 57 | 31 | 16 | 15 | 14 | 8 | 22 |
| 35-39 | 39 | 17 | 56 | 21 | 15 | 36 | 18 | 2 | 20 | 22 | 14 | 8 | 4 | 6 | 10 |
| 40-44 | 22 | 6 | 28 | 12 | 7 | 19 | 10 | -1 | 9 | 15 | 6 | 9 | 4 | 5 | 9 |
| 45-49 | 10 | 6 | 16 | 8 | 3 | 11 | 2 | 3 | 5 | 3 | 3 | | 10 | | 10 |
| 50-54 | 8 | 8 | 16 | 6 | 6 | 12 | 2 | 2 | 4 | 2 | 1 | 1 | 2 | | 2 |
| 55-59 | 10 | 6 | 16 | 9 | 4 | 13 | 1 | 2 | 3 | 3 | 1 | 2 | 1 | 1 | 2 |
| 60-64 | 5 | 8 | 13 | 1 | 2 | 3 | 4 | 6 | 10 | 1 | | 1 | 2 | 2 | 4 |
| 65-69 | 6 | 3 | 9 | 5 | 2 | 7 | 1 | 1 | 2 | 1 | | 1 | 1 | 1 | 2 |
| 70-74 | 3 | 1 | 4 | 2 | 6 | 8 | 1 | -5 | -4 | | 1 | -1 | | 4 | 4 |
| 75-79 | 1 | 4 | 5 | 1 | 4 | 5 | | | | | 1 | -1 | 2 | 1 | 3 |
| 80-84 | 1 | 1 | 2 | 1 | 3 | 4 | | -2 | -2 | | | | | 1 | 1 |
| 85- | | | | 1 | 1 | 1 | | -1 | -1 | | | | 1 | | 1 |
| SUMMA | 469 | 411 | 880 | 340 | 266 | 606 | 129 | 145 | 274 | 301 | 220 | 81 | 132 | 121 | 253 |
| KOMMUN 15 63 | MARK | | | | | | | | | | | | | | |
| - 4 | 83 | 51 | 134 | 49 | 43 | 92 | 34 | 8 | 42 | 23 | 25 | -2 | 50 | 51 | 101 |
| 5- 9 | 71 | 47 | 118 | 47 | 30 | 77 | 24 | 17 | 41 | 16 | 30 | -14 | 25 | 19 | 44 |
| 10-14 | 29 | 32 | 61 | 24 | 21 | 45 | 5 | 11 | 16 | 7 | 9 | -2 | 11 | 10 | 21 |
| 15-19 | 26 | 49 | 75 | 26 | 38 | 64 | | 11 | 11 | 22 | 19 | 3 | 15 | 44 | 59 |
| 20-24 | 94 | 118 | 212 | 91 | 132 | 223 | 3 | -14 | -11 | 41 | 53 | -12 | 59 | 96 | 155 |
| 25-29 | 105 | 76 | 181 | 89 | 75 | 164 | 16 | 1 | 17 | 22 | 42 | -20 | 79 | 59 | 138 |
| 30-34 | 75 | 55 | 130 | 52 | 31 | 83 | 23 | 24 | 47 | 16 | 22 | -6 | 41 | 18 | 59 |
| 35-39 | 30 | 29 | 59 | 29 | 11 | 40 | 1 | 18 | 19 | 8 | 12 | -4 | 21 | 6 | 27 |
| 40-44 | 21 | 25 | 46 | 19 | 17 | 36 | 2 | 8 | 10 | 6 | 8 | -2 | 4 | 7 | 11 |
| 45-49 | 21 | 19 | 40 | 11 | 10 | 21 | 10 | 9 | 19 | 3 | 4 | -1 | 7 | 7 | 14 |
| 50-54 | 15 | 10 | 25 | 14 | 13 | 27 | 1 | -3 | -2 | | 9 | -9 | 8 | 4 | 12 |
| 55-59 | 7 | 16 | 23 | 10 | 8 | 18 | -3 | 8 | 5 | 2 | 2 | | 6 | 3 | 9 |
| 60-64 | 14 | 14 | 28 | 4 | 7 | 11 | 10 | 7 | 17 | 1 | 1 | | 3 | 7 | 10 |
| 65-69 | 8 | 4 | 12 | 5 | 7 | 12 | 3 | -3 | | 1 | | 1 | 4 | 5 | 9 |
| 70-74 | 3 | 5 | 8 | 6 | 5 | 11 | -3 | | -3 | | 1 | -1 | 6 | 7 | 13 |
| 75-79 | 2 | 5 | 7 | 2 | 3 | 5 | | 2 | 2 | | | | 3 | 5 | 8 |
| 80-84 | 2 | 1 | 3 | 1 | 2 | 3 | 1 | -1 | | 1 | | 1 | 1 | 2 | 3 |
| 85- | | | | 1 | 1 | 1 | | -1 | -1 | | | | | 1 | 1 |
| SUMMA | 606 | 556 | 1162 | 479 | 454 | 933 | 127 | 102 | 229 | 169 | 237 | -68 | 343 | 351 | 694 |

Tabell 6 (forts) Flyttningar efter kön, ålder och medborgarskap för kommuner 1975

| ÅLDER VID ÅRETS SLUT | INFLYTTNING | | | UTFLYTTNING | | | NETTOINFLYTTNING | | | OMFLYTTNING AV UTLÄNNINGAR | | | FLYTTNINGAR INOM OMRÅDET | | |
|-------------------------|-------------|-----|-------|-------------|-----|-------|------------------|-----|-------|-------------------------------|----|-------|-----------------------------|-----|-------|
| | M | KV | SUMMA | M | KV | SUMMA | M | KV | SUMMA | IN | UT | NETTO | M | KV | SUMMA |
| KOMMUN 15 65 SVENLJUNGA | | | | | | | | | | | | | | | |
| - 4 | 27 | 31 | 58 | 11 | 11 | 22 | 16 | 20 | 36 | 7 | 1 | 6 | 6 | 8 | 14 |
| 5- 9 | 26 | 24 | 50 | 8 | 7 | 15 | 18 | 17 | 35 | 7 | 1 | 6 | 4 | 1 | 5 |
| 10-14 | 11 | 16 | 27 | 6 | 6 | 12 | 5 | 10 | 15 | 6 | 3 | 3 | 4 | 3 | 7 |
| 15-19 | 13 | 9 | 22 | 10 | 21 | 31 | 3 | -12 | -9 | 6 | 2 | 4 | 3 | 4 | 7 |
| 20-24 | 25 | 44 | 69 | 27 | 47 | 74 | -2 | -3 | -5 | 4 | 3 | 1 | 9 | 16 | 25 |
| 25-29 | 35 | 34 | 69 | 33 | 28 | 61 | 2 | 6 | 8 | 6 | 5 | 1 | 14 | 7 | 21 |
| 30-34 | 32 | 25 | 57 | 16 | 6 | 22 | 16 | 19 | 35 | 7 | 1 | 6 | 4 | 3 | 7 |
| 35-39 | 23 | 11 | 34 | 12 | 5 | 17 | 11 | 6 | 17 | 11 | 2 | 9 | 4 | 4 | 4 |
| 40-44 | 10 | 9 | 19 | 3 | 9 | 12 | 7 | 7 | 7 | 3 | 4 | -1 | 1 | 4 | 5 |
| 45-49 | 8 | 3 | 11 | 6 | 3 | 9 | 2 | 2 | 2 | 1 | 4 | -3 | 2 | 4 | 6 |
| 50-54 | 6 | 2 | 8 | 4 | 4 | 4 | 2 | 2 | 4 | | | | 1 | 1 | 1 |
| 55-59 | 7 | 8 | 15 | 6 | 1 | 7 | 1 | 7 | 8 | | | | 1 | 1 | 1 |
| 60-64 | 5 | 9 | 14 | 3 | 5 | 8 | 2 | 4 | 6 | | | | 3 | 1 | 4 |
| 65-69 | 9 | 4 | 13 | 2 | 3 | 5 | 7 | 1 | 8 | | | | | 3 | 3 |
| 70-74 | | 1 | 1 | 1 | 1 | 2 | -1 | | -1 | | | | | | |
| 75-79 | 1 | 3 | 4 | 1 | 1 | 2 | | 2 | 2 | | | | | 1 | 1 |
| 80-84 | 2 | 1 | 3 | 1 | | 1 | 1 | 1 | 2 | | | | 1 | | 1 |
| 85- | 1 | | 1 | | | | 1 | | 1 | | | | | | |
| SUMMA | 241 | 234 | 475 | 150 | 154 | 304 | 91 | 80 | 171 | 58 | 26 | 32 | 57 | 55 | 112 |
| KOMMUN 15 66 HERRLJUNGA | | | | | | | | | | | | | | | |
| - 4 | 15 | 19 | 34 | 20 | 11 | 31 | -5 | 8 | 3 | 7 | 5 | 2 | 8 | 6 | 14 |
| 5- 9 | 7 | 25 | 32 | 13 | 12 | 25 | -6 | 13 | 7 | 2 | 2 | | 9 | 6 | 15 |
| 10-14 | 20 | 8 | 28 | 14 | 10 | 24 | 6 | -2 | 4 | 4 | | 4 | 5 | 5 | 5 |
| 15-19 | 10 | 17 | 27 | 10 | 40 | 50 | | -23 | -23 | 5 | 4 | 1 | 4 | 13 | 17 |
| 20-24 | 25 | 31 | 56 | 50 | 54 | 104 | -25 | -23 | -48 | 3 | 8 | -5 | 9 | 17 | 26 |
| 25-29 | 36 | 24 | 60 | 19 | 18 | 37 | 17 | 6 | 23 | 2 | 5 | -3 | 11 | 11 | 22 |
| 30-34 | 21 | 16 | 37 | 13 | 13 | 26 | 8 | 3 | 11 | 5 | 2 | 3 | 12 | 7 | 19 |
| 35-39 | 14 | 12 | 26 | 8 | 11 | 19 | 6 | 1 | 7 | 5 | 1 | 4 | 1 | 1 | 1 |
| 40-44 | 4 | 4 | 8 | 13 | 7 | 20 | -9 | -3 | -12 | | | -1 | 2 | 1 | 3 |
| 45-49 | 3 | 2 | 5 | 7 | 1 | 8 | -4 | 1 | -3 | | | | 1 | 2 | 3 |
| 50-54 | 6 | 6 | 12 | 2 | 4 | 6 | 4 | 2 | 6 | 3 | | 3 | | 3 | 3 |
| 55-59 | 4 | | 4 | 2 | 4 | 6 | 2 | -4 | -2 | | | | 1 | 1 | 2 |
| 60-64 | 3 | 4 | 7 | 3 | 5 | 8 | | -1 | -1 | | 1 | -1 | 1 | 1 | 2 |
| 65-69 | 4 | 2 | 6 | 5 | 4 | 9 | -1 | -2 | -3 | | 1 | -1 | 1 | 4 | 5 |
| 70-74 | | 1 | 1 | | 2 | 2 | | -1 | -1 | | | | 6 | 2 | 8 |
| 75-79 | | | | 2 | 2 | 4 | -2 | -2 | -4 | | | | 3 | 3 | 6 |
| 80-84 | | 1 | 1 | | 2 | 2 | | -1 | -1 | | | | 1 | | 1 |
| 85- | | | | | | | | | | | | | | 2 | 2 |
| SUMMA | 172 | 172 | 344 | 181 | 200 | 381 | -9 | -28 | -37 | 36 | 30 | 6 | 69 | 85 | 154 |
| KOMMUN 15 80 VÄNERSBORG | | | | | | | | | | | | | | | |
| - 4 | 68 | 68 | 136 | 82 | 64 | 146 | -14 | 4 | -10 | 11 | 9 | 2 | 46 | 36 | 82 |
| 5- 9 | 38 | 49 | 87 | 41 | 51 | 92 | -3 | -2 | -5 | 11 | 4 | 7 | 17 | 26 | 43 |
| 10-14 | 32 | 29 | 61 | 28 | 29 | 57 | 4 | | 4 | 7 | 9 | -2 | 19 | 19 | 38 |
| 15-19 | 38 | 59 | 97 | 29 | 53 | 82 | 9 | 6 | 15 | 8 | 7 | 1 | 18 | 27 | 45 |
| 20-24 | 106 | 143 | 249 | 145 | 179 | 324 | -39 | -36 | -75 | 13 | 16 | -3 | 53 | 45 | 98 |
| 25-29 | 145 | 89 | 234 | 145 | 107 | 252 | | -18 | -18 | 15 | 12 | 3 | 59 | 42 | 101 |
| 30-34 | 82 | 57 | 139 | 90 | 63 | 153 | -8 | -6 | -14 | 17 | 18 | -1 | 35 | 30 | 65 |
| 35-39 | 52 | 34 | 86 | 53 | 31 | 84 | -1 | 3 | 2 | 9 | 6 | 3 | 12 | 13 | 25 |
| 40-44 | 26 | 21 | 47 | 30 | 22 | 52 | -4 | -1 | -5 | 5 | 4 | 1 | 21 | 11 | 32 |
| 45-49 | 25 | 14 | 39 | 16 | 19 | 35 | 9 | -5 | 4 | 4 | 2 | 2 | 16 | 10 | 26 |
| 50-54 | 18 | 19 | 37 | 22 | 19 | 41 | -4 | | -4 | 1 | 2 | -1 | 7 | 7 | 14 |
| 55-59 | 12 | 9 | 21 | 9 | 8 | 17 | 3 | 1 | 4 | | | | 10 | 5 | 15 |
| 60-64 | 7 | 9 | 16 | 7 | 8 | 15 | | 1 | 1 | | | | 11 | 10 | 21 |
| 65-69 | 7 | 9 | 16 | 6 | 7 | 13 | 1 | 2 | 3 | | | | 10 | 5 | 15 |
| 70-74 | 5 | 4 | 9 | 6 | 5 | 11 | -1 | -1 | -2 | | | | 1 | 2 | 3 |
| 75-79 | 3 | 2 | 5 | 2 | 2 | 4 | | | 1 | | | | 4 | | 4 |
| 80-84 | 1 | 3 | 4 | | | | 1 | 3 | 4 | | | | 2 | 3 | 5 |
| 85- | | 1 | 1 | | 1 | 1 | | | | | | | 1 | 2 | 3 |
| SUMMA | 665 | 619 | 1284 | 711 | 668 | 1379 | -46 | -49 | -95 | 101 | 89 | 12 | 342 | 293 | 635 |

| ÅLDER VID ÅRETS SLUT | INFLYTTNING | | | UTFLYTTNING | | | NETTOINFLYTTNING | | | OMFLYTTNING AV UTLÄNNINGAR | | | FLYTTNINGAR INOM OMRÅDET | | |
|-------------------------|-------------|------|-------|-------------|------|-------|------------------|------|-------|-------------------------------|------|-------|-----------------------------|------|-------|
| | M | KV | SUMMA | M | KV | SUMMA | M | KV | SUMMA | IN | UT | NETTO | M | KV | SUMMA |
| KOMMUN 15 81 | TROLLHÄTTAN | | | | | | | | | | | | | | |
| - 4 | 186 | 166 | 352 | 143 | 151 | 294 | 43 | 15 | 58 | 150 | 82 | 68 | 36 | 20 | 56 |
| 5- 9 | 102 | 112 | 214 | 123 | 107 | 230 | -21 | 5 | -16 | 81 | 68 | 13 | 24 | 20 | 44 |
| 10-14 | 65 | 67 | 132 | 70 | 59 | 129 | -5 | 8 | 3 | 57 | 27 | 30 | 13 | 17 | 30 |
| 15-19 | 167 | 167 | 334 | 114 | 114 | 228 | 53 | 53 | 106 | 165 | 78 | 87 | 20 | 34 | 54 |
| 20-24 | 478 | 326 | 804 | 355 | 271 | 626 | 123 | 55 | 178 | 433 | 226 | 207 | 42 | 59 | 101 |
| 25-29 | 366 | 207 | 573 | 354 | 222 | 576 | 12 | -15 | -3 | 253 | 182 | 71 | 56 | 39 | 95 |
| 30-34 | 196 | 119 | 315 | 187 | 101 | 288 | 9 | 18 | 27 | 106 | 77 | 29 | 30 | 24 | 54 |
| 35-39 | 101 | 59 | 160 | 92 | 48 | 140 | 9 | 11 | 20 | 52 | 30 | 22 | 19 | 10 | 29 |
| 40-44 | 51 | 33 | 84 | 48 | 42 | 90 | 3 | -9 | -6 | 27 | 20 | 7 | 13 | 14 | 27 |
| 45-49 | 36 | 26 | 62 | 36 | 25 | 61 | | 1 | 1 | 20 | 15 | 5 | 10 | 7 | 17 |
| 50-54 | 32 | 18 | 50 | 30 | 26 | 56 | 2 | -8 | -6 | 14 | 10 | 4 | 9 | 8 | 17 |
| 55-59 | 12 | 18 | 30 | 20 | 12 | 32 | -8 | 6 | -2 | 4 | 4 | | 4 | 7 | 11 |
| 60-64 | 10 | 14 | 24 | 9 | 11 | 20 | -1 | 3 | 4 | 3 | 1 | 2 | 4 | 5 | 9 |
| 65-69 | 16 | 15 | 31 | 20 | 9 | 29 | -4 | 6 | 2 | 1 | 2 | -1 | 6 | 6 | 12 |
| 70-74 | 9 | 4 | 13 | 4 | 13 | 17 | 5 | -9 | -4 | 1 | 1 | | 3 | 4 | 7 |
| 75-79 | 2 | 8 | 10 | 3 | 3 | 6 | -1 | 5 | 4 | | 1 | -1 | 3 | 2 | 5 |
| 80-84 | | 2 | 2 | 1 | 3 | 4 | -1 | -1 | -2 | 1 | 1 | | 2 | 6 | 8 |
| 85- | | | | 1 | 2 | 3 | -1 | -2 | -3 | | | | 1 | 3 | 4 |
| SUMMA | 1829 | 1361 | 3190 | 1610 | 1219 | 2829 | 219 | 142 | 361 | 1368 | 825 | 543 | 295 | 285 | 580 |
| KOMMUN 15 82 | ALINGSÅS | | | | | | | | | | | | | | |
| - 4 | 78 | 72 | 150 | 67 | 47 | 114 | 11 | 25 | 36 | 21 | 8 | 13 | 22 | 12 | 34 |
| 5- 9 | 58 | 70 | 128 | 44 | 50 | 94 | 14 | 20 | 34 | 6 | 7 | -1 | 11 | 6 | 17 |
| 10-14 | 46 | 34 | 80 | 32 | 30 | 62 | 14 | 4 | 18 | 5 | 6 | -1 | 4 | 4 | 8 |
| 15-19 | 34 | 54 | 88 | 23 | 35 | 58 | 11 | 19 | 30 | 9 | 11 | -2 | 6 | 19 | 25 |
| 20-24 | 95 | 105 | 200 | 84 | 127 | 211 | 11 | -22 | -11 | 18 | 6 | 12 | 23 | 24 | 47 |
| 25-29 | 118 | 100 | 218 | 131 | 101 | 232 | -13 | -1 | -14 | 16 | 17 | -1 | 26 | 31 | 57 |
| 30-34 | 80 | 68 | 148 | 62 | 44 | 106 | 18 | 24 | 42 | 8 | 11 | -3 | 25 | 9 | 34 |
| 35-39 | 39 | 39 | 78 | 44 | 23 | 67 | -5 | 16 | 11 | 12 | 11 | 1 | 4 | 7 | 11 |
| 40-44 | 36 | 22 | 58 | 19 | 19 | 38 | 17 | 3 | 20 | 6 | 3 | 3 | 2 | 1 | 3 |
| 45-49 | 25 | 15 | 40 | 22 | 15 | 37 | 3 | | 3 | 3 | 5 | -2 | 4 | 2 | 6 |
| 50-54 | 24 | 19 | 43 | 10 | 9 | 19 | 14 | 10 | 24 | 3 | | 3 | 3 | 4 | 7 |
| 55-59 | 11 | 16 | 27 | 10 | 6 | 16 | 1 | 10 | 11 | 1 | 2 | -1 | 4 | 3 | 7 |
| 60-64 | 14 | 15 | 29 | 4 | 10 | 14 | 10 | 5 | 15 | | | | 3 | 3 | 6 |
| 65-69 | 15 | 16 | 31 | 9 | 6 | 15 | 6 | 10 | 16 | | | | 2 | 2 | 4 |
| 70-74 | 3 | 7 | 10 | 2 | 9 | 11 | 1 | -2 | -1 | | | | | 4 | 4 |
| 75-79 | 5 | 8 | 13 | 2 | 4 | 6 | 3 | 4 | 7 | 2 | | 2 | 1 | 2 | 3 |
| 80-84 | 2 | 2 | 4 | 3 | 2 | 5 | -1 | | -1 | | | | 1 | 5 | 6 |
| 85- | 2 | 1 | 3 | | | | 2 | 1 | 3 | | | | 2 | 2 | 2 |
| SUMMA | 685 | 663 | 1348 | 568 | 537 | 1105 | 117 | 126 | 243 | 110 | 87 | 23 | 141 | 140 | 281 |
| KOMMUN 15 83 | BORRÅS | | | | | | | | | | | | | | |
| - 4 | 215 | 187 | 402 | 245 | 218 | 463 | -30 | -31 | -61 | 138 | 148 | -10 | 255 | 198 | 453 |
| 5- 9 | 135 | 142 | 277 | 185 | 190 | 375 | -50 | -48 | -98 | 87 | 126 | -39 | 156 | 143 | 299 |
| 10-14 | 90 | 98 | 188 | 108 | 105 | 213 | -18 | -7 | -25 | 65 | 59 | 6 | 109 | 91 | 200 |
| 15-19 | 136 | 232 | 368 | 114 | 153 | 267 | 22 | 79 | 101 | 180 | 84 | 96 | 148 | 302 | 450 |
| 20-24 | 330 | 428 | 758 | 396 | 484 | 880 | -66 | -56 | -122 | 263 | 218 | 45 | 465 | 513 | 978 |
| 25-29 | 392 | 349 | 741 | 438 | 417 | 855 | -46 | -68 | -114 | 195 | 219 | -24 | 486 | 398 | 884 |
| 30-34 | 237 | 133 | 370 | 290 | 218 | 508 | -53 | -85 | -138 | 112 | 137 | -25 | 251 | 191 | 442 |
| 35-39 | 91 | 97 | 188 | 139 | 94 | 233 | -48 | 3 | -45 | 60 | 63 | -3 | 141 | 124 | 265 |
| 40-44 | 73 | 49 | 122 | 74 | 72 | 146 | -1 | -23 | -24 | 40 | 35 | 5 | 121 | 78 | 199 |
| 45-49 | 69 | 51 | 120 | 60 | 52 | 112 | 9 | -1 | 8 | 41 | 29 | 12 | 88 | 102 | 190 |
| 50-54 | 31 | 31 | 62 | 48 | 47 | 95 | -17 | -16 | -33 | 9 | 15 | -6 | 75 | 62 | 137 |
| 55-59 | 31 | 21 | 52 | 29 | 51 | 80 | 2 | -30 | -28 | 11 | 6 | 5 | 45 | 51 | 96 |
| 60-64 | 19 | 33 | 52 | 33 | 57 | 90 | -14 | -24 | -38 | 5 | 6 | -1 | 58 | 68 | 126 |
| 65-69 | 23 | 31 | 54 | 43 | 33 | 76 | -20 | -2 | -22 | 7 | 4 | 3 | 58 | 57 | 115 |
| 70-74 | 9 | 12 | 21 | 10 | 22 | 32 | -1 | -10 | -11 | | 5 | -5 | 31 | 41 | 72 |
| 75-79 | 8 | 8 | 16 | 7 | 6 | 13 | 1 | 2 | 3 | 2 | 1 | 1 | 20 | 39 | 59 |
| 80-84 | 3 | 7 | 10 | 3 | 3 | 6 | | 4 | 4 | | 1 | -1 | 16 | 35 | 51 |
| 85- | | 4 | 4 | 1 | 4 | 5 | -1 | | -1 | | | | 7 | 27 | 34 |
| SUMMA | 1892 | 1913 | 3805 | 2223 | 2226 | 4449 | -331 | -313 | -644 | 1215 | 1156 | 59 | 2530 | 2520 | 5050 |

Tabell 6 (forts) Flyttningar efter kön, ålder och medborgarskap för kommuner 1975

| ÅLDER VID ÅRETS SLUT | INFLYTTNING | | | UTFLYTTNING | | | NETTOINFLYTTNING | | | OMFLYTTNING AV UTLÄNNINGAR | | | FLYTTNINGAR INOM OMRÅDET | | |
|-------------------------|-------------|-----|-------|-------------|-----|-------|------------------|-----|-------|-------------------------------|----|-------|-----------------------------|-----|-------|
| | M | KV | SUMMA | M | KV | SUMMA | M | KV | SUMMA | IN | UT | NETTO | M | KV | SUMMA |
| KOMMUN 15 84 | ULRICEHAMN | | | | | | | | | | | | | | |
| - 4 | 42 | 31 | 73 | 25 | 29 | 54 | 17 | 2 | 19 | 4 | 4 | | 24 | 21 | 45 |
| 5- 9 | 33 | 19 | 52 | 15 | 21 | 36 | 18 | -2 | 16 | 9 | 1 | 8 | 14 | 10 | 24 |
| 10-14 | 27 | 24 | 51 | 16 | 16 | 32 | 11 | 8 | 19 | 2 | 1 | 1 | 9 | 12 | 21 |
| 15-19 | 20 | 22 | 42 | 25 | 41 | 66 | -5 | -19 | -24 | 3 | 5 | -2 | 14 | 26 | 40 |
| 20-24 | 43 | 68 | 111 | 55 | 94 | 149 | -12 | -26 | -38 | 5 | 8 | -3 | 50 | 39 | 89 |
| 25-29 | 52 | 52 | 104 | 62 | 57 | 119 | -10 | -5 | -15 | 7 | 9 | -2 | 45 | 31 | 76 |
| 30-34 | 42 | 42 | 84 | 23 | 23 | 46 | 19 | 19 | 38 | 7 | 3 | 4 | 20 | 21 | 41 |
| 35-39 | 29 | 21 | 50 | 24 | 21 | 45 | 5 | 5 | 5 | 6 | 3 | 3 | 9 | 10 | 19 |
| 40-44 | 11 | 10 | 21 | 9 | 6 | 15 | 2 | 4 | 6 | 5 | 3 | 2 | 3 | 1 | 4 |
| 45-49 | 13 | 8 | 21 | 12 | 7 | 19 | 1 | 1 | 2 | 1 | 1 | | 6 | 6 | 12 |
| 50-54 | 8 | 6 | 14 | 4 | 11 | 15 | 4 | -5 | -1 | 1 | | 1 | 5 | 7 | 12 |
| 55-59 | 6 | 9 | 15 | 7 | 4 | 11 | -1 | 5 | 4 | | 2 | -2 | 2 | 2 | 4 |
| 60-64 | 7 | 8 | 15 | 4 | 8 | 12 | 3 | | 3 | | 1 | -1 | 4 | 9 | 13 |
| 65-69 | 7 | 3 | 10 | 7 | 8 | 15 | | -5 | -5 | | | | 13 | 4 | 17 |
| 70-74 | 2 | 3 | 5 | 3 | 5 | 8 | -1 | -2 | -3 | 1 | | 1 | 8 | 6 | 14 |
| 75-79 | 2 | 4 | 6 | 4 | 1 | 5 | -2 | 3 | 1 | | | | 2 | 6 | 8 |
| 80-84 | | | | | 1 | 1 | | -1 | -1 | | | | 2 | 2 | 4 |
| 85- | 1 | 1 | 2 | 1 | | 1 | | 1 | 1 | | | | 1 | 4 | 5 |
| SUMMA | 345 | 331 | 676 | 296 | 353 | 649 | 49 | -22 | 27 | 51 | 41 | 10 | 231 | 217 | 448 |
| KOMMUN 15 85 | RMRÅL | | | | | | | | | | | | | | |
| - 4 | 20 | 36 | 56 | 15 | 22 | 37 | 5 | 14 | 19 | 10 | 6 | 4 | 6 | 3 | 9 |
| 5- 9 | 22 | 22 | 44 | 16 | 8 | 24 | 6 | 14 | 20 | 11 | 3 | 8 | 6 | 3 | 9 |
| 10-14 | 27 | 16 | 43 | 4 | 4 | 8 | 23 | 12 | 35 | 9 | 1 | 8 | 4 | 7 | 11 |
| 15-19 | 15 | 27 | 42 | 15 | 25 | 40 | | 2 | 2 | 4 | 2 | 2 | 9 | 5 | 14 |
| 20-24 | 40 | 36 | 76 | 51 | 55 | 106 | -11 | -19 | -30 | 10 | 6 | 4 | 14 | 10 | 24 |
| 25-29 | 45 | 44 | 89 | 45 | 27 | 72 | | 17 | 17 | 11 | 9 | 2 | 10 | 7 | 17 |
| 30-34 | 32 | 31 | 63 | 24 | 18 | 42 | 8 | 13 | 21 | 6 | 4 | 2 | 8 | 8 | 16 |
| 35-39 | 16 | 13 | 29 | 16 | 10 | 26 | | 3 | 3 | 8 | | 8 | 3 | 3 | 6 |
| 40-44 | 17 | 13 | 30 | 11 | 3 | 14 | 6 | 10 | 16 | 5 | 3 | 2 | 5 | 2 | 7 |
| 45-49 | 15 | 6 | 21 | 4 | 1 | 5 | 11 | 5 | 16 | 3 | 1 | 2 | 3 | 3 | 6 |
| 50-54 | 11 | 6 | 17 | 5 | 6 | 11 | 6 | | 6 | 2 | | 2 | 4 | 4 | 8 |
| 55-59 | 3 | 3 | 6 | 2 | 4 | 6 | 1 | -1 | | | | | 5 | 1 | 6 |
| 60-64 | 4 | 8 | 12 | 3 | 6 | 9 | 1 | 2 | 3 | | 1 | -1 | 3 | 2 | 5 |
| 65-69 | 8 | 6 | 14 | 3 | 2 | 5 | 5 | 4 | 9 | 1 | | 1 | 4 | 2 | 6 |
| 70-74 | 7 | 4 | 11 | 2 | 3 | 5 | 5 | 1 | 6 | 1 | | 1 | 2 | 3 | 5 |
| 75-79 | | | | | 3 | 3 | | -3 | -3 | | | | 2 | 1 | 3 |
| 80-84 | | 2 | 2 | | 3 | 3 | | -1 | -1 | | | | | 2 | 2 |
| 85- | | 3 | 3 | | 1 | 1 | | 2 | 2 | 1 | | 1 | | | |
| SUMMA | 282 | 276 | 558 | 216 | 201 | 417 | 66 | 75 | 141 | 82 | 36 | 46 | 84 | 66 | 150 |
| KOMMUN 16 02 | GRÅSTORP | | | | | | | | | | | | | | |
| - 4 | 13 | 14 | 27 | 9 | 5 | 14 | 4 | 9 | 13 | | 2 | -2 | 4 | 3 | 7 |
| 5- 9 | 11 | 12 | 23 | 5 | 7 | 12 | 6 | 5 | 11 | | 2 | -2 | 7 | 6 | 13 |
| 10-14 | 4 | 7 | 11 | 5 | 2 | 7 | -1 | 5 | 4 | | | | 1 | 2 | 3 |
| 15-19 | 5 | 4 | 9 | 4 | 9 | 13 | 1 | -5 | -4 | 1 | | 1 | 3 | 3 | 6 |
| 20-24 | 12 | 19 | 31 | 27 | 28 | 55 | -15 | -9 | -24 | 1 | 1 | | 9 | 6 | 15 |
| 25-29 | 24 | 20 | 44 | 12 | 10 | 22 | 12 | 10 | 22 | 2 | 1 | 1 | 9 | 9 | 18 |
| 30-34 | 16 | 10 | 26 | 5 | 6 | 11 | 11 | 4 | 15 | 1 | 2 | -1 | 4 | 3 | 7 |
| 35-39 | 8 | 4 | 12 | 4 | 5 | 9 | 4 | -1 | 3 | 1 | 1 | | 2 | 1 | 3 |
| 40-44 | 2 | 4 | 6 | 3 | 3 | 6 | -1 | 1 | | | 1 | -1 | 1 | 1 | 2 |
| 45-49 | | 1 | 1 | 1 | 1 | 1 | -1 | 1 | | | | | 2 | 2 | 4 |
| 50-54 | 3 | | 3 | 1 | 1 | 2 | 2 | -1 | 1 | | | | 4 | 2 | 6 |
| 55-59 | | | | 1 | 2 | 3 | -1 | -2 | -3 | | | | | | |
| 60-64 | | 2 | 2 | 1 | 2 | 3 | -1 | | -1 | | | | 1 | 3 | 4 |
| 65-69 | 2 | 3 | 5 | 2 | 2 | 4 | | 1 | 1 | | | | 2 | | 2 |
| 70-74 | 3 | | 3 | 1 | 2 | 3 | 2 | -2 | | | | | | 1 | 1 |
| 75-79 | | 1 | 1 | 1 | 1 | 1 | -1 | 1 | | | | | 1 | 1 | 2 |
| 80-84 | 1 | | 1 | 1 | | 1 | | | | | | | 1 | 1 | 1 |
| 85- | | | | | | | | | | | | | | | |
| SUMMA | 104 | 101 | 205 | 83 | 84 | 167 | 21 | 17 | 38 | 6 | 10 | -4 | 50 | 44 | 94 |

| ÅLDER VID ÅRETS SLUT | INFLYTTNING | | | UTFLYTTNING | | | NETTOINFLYTTNING | | | OMFLYTTNING AV UTLÄNNINGAR | | | FLYTTNINGAR INOM OMRÅDET | | |
|-------------------------|-------------|-----|-------|-------------|-----|-------|------------------|-----|-------|-------------------------------|----|-------|-----------------------------|----|-------|
| | M | KV | SUMMA | M | KV | SUMMA | M | KV | SUMMA | IN | UT | NETTO | M | KV | SUMMA |
| KOMMUN 16 22 | MULLSJÖ | | | | | | | | | | | | | | |
| - 4 | 41 | 28 | 69 | 15 | 10 | 25 | 26 | 18 | 44 | 8 | | 8 | 1 | 3 | 4 |
| 5- 9 | 31 | 16 | 47 | 12 | 9 | 21 | 19 | 7 | 26 | 3 | 1 | 2 | 1 | 1 | 2 |
| 10-14 | 13 | 8 | 21 | 4 | 5 | 9 | 9 | 3 | 12 | 1 | 2 | -1 | 1 | | 1 |
| 15-19 | 7 | 7 | 14 | 5 | 9 | 14 | 2 | -2 | | 1 | | 1 | 3 | 2 | 5 |
| 20-24 | 11 | 33 | 44 | 17 | 27 | 44 | -6 | 6 | | 4 | 1 | 3 | 3 | 6 | 9 |
| 25-29 | 42 | 41 | 83 | 21 | 20 | 41 | 21 | 21 | 42 | 4 | 1 | 3 | 6 | 4 | 10 |
| 30-34 | 24 | 19 | 43 | 9 | 12 | 21 | 15 | 7 | 22 | 4 | 2 | 2 | 3 | 1 | 4 |
| 35-39 | 12 | 11 | 23 | 5 | 4 | 9 | 7 | 7 | 14 | 1 | | 1 | | 1 | 1 |
| 40-44 | 7 | 3 | 10 | 6 | 3 | 9 | 1 | | 1 | 2 | 2 | | | | |
| 45-49 | 6 | 4 | 10 | 4 | 1 | 5 | 2 | 3 | 5 | 1 | | 1 | | | |
| 50-54 | 1 | 6 | 7 | 1 | 3 | 4 | | 3 | 3 | 1 | | 1 | | 2 | 2 |
| 55-59 | 4 | 1 | 5 | 4 | 1 | 5 | | | | 1 | | 1 | 1 | 1 | 2 |
| 60-64 | 1 | 2 | 3 | | 1 | 1 | 1 | 1 | 2 | | | | 1 | 2 | 3 |
| 65-69 | 1 | 3 | 4 | 1 | 2 | 3 | | 1 | 1 | 1 | | 1 | | 1 | 1 |
| 70-74 | 2 | 1 | 3 | | 1 | 1 | 2 | | 2 | | | | 1 | 2 | 3 |
| 75-79 | 2 | 2 | 4 | 1 | 2 | 3 | 1 | | 1 | | | | | | |
| 80-84 | | 2 | 2 | | 2 | 2 | | | | | | | | | |
| 85- | | | | | | | | | | | | | | | |
| SUMMA | 205 | 187 | 392 | 105 | 112 | 217 | 100 | 75 | 175 | 32 | 9 | 23 | 21 | 26 | 47 |
| KOMMUN 16 23 | HABO | | | | | | | | | | | | | | |
| - 4 | 54 | 42 | 96 | 14 | 9 | 23 | 40 | 33 | 73 | 5 | 2 | 3 | 2 | 2 | 4 |
| 5- 9 | 30 | 28 | 58 | 5 | 10 | 15 | 25 | 18 | 43 | | | | 4 | 1 | 5 |
| 10-14 | 17 | 13 | 30 | 10 | 6 | 16 | 7 | 7 | 14 | | | | 2 | | 2 |
| 15-19 | 5 | 11 | 16 | 9 | 18 | 27 | -4 | -7 | -11 | | 1 | -1 | | 1 | 1 |
| 20-24 | 20 | 39 | 59 | 29 | 19 | 48 | -9 | 20 | 11 | 1 | 1 | | 3 | 4 | 7 |
| 25-29 | 56 | 53 | 109 | 12 | 13 | 25 | 44 | 40 | 84 | 4 | 2 | 2 | 3 | 1 | 4 |
| 30-34 | 40 | 31 | 71 | 12 | 14 | 26 | 28 | 17 | 45 | | 1 | -1 | 2 | | 2 |
| 35-39 | 18 | 13 | 31 | 8 | 5 | 13 | 10 | 8 | 18 | | 1 | -1 | 1 | 3 | 4 |
| 40-44 | 4 | 5 | 9 | 3 | 4 | 7 | 1 | 1 | 2 | | | | 1 | | 1 |
| 45-49 | 7 | 3 | 10 | 6 | 3 | 9 | 1 | 1 | 1 | 2 | 1 | 1 | | 2 | 2 |
| 50-54 | 6 | 4 | 10 | 1 | 3 | 4 | 5 | 1 | 6 | | | | 2 | | 2 |
| 55-59 | 8 | 7 | 15 | 1 | 2 | 3 | 7 | 5 | 12 | | | | 1 | 1 | 2 |
| 60-64 | 4 | 3 | 7 | 3 | 1 | 4 | 1 | 2 | 3 | 1 | | 1 | 2 | | 2 |
| 65-69 | 3 | 1 | 4 | 3 | 1 | 4 | | | | | | | | | |
| 70-74 | 2 | 1 | 3 | 1 | 2 | 3 | 1 | -1 | | | | | | 1 | 1 |
| 75-79 | | | | 1 | 3 | 4 | -1 | -3 | -4 | | | | | 2 | 2 |
| 80-84 | | | | 1 | | 1 | -1 | | -1 | | | | 1 | 1 | 2 |
| 85- | | | | | | | | | | | | | 1 | | 1 |
| SUMMA | 274 | 254 | 528 | 119 | 113 | 232 | 155 | 141 | 296 | 13 | 9 | 4 | 25 | 19 | 44 |
| KOMMUN 16 37 | KARLSBORG | | | | | | | | | | | | | | |
| - 4 | 16 | 14 | 30 | 17 | 18 | 35 | -1 | -4 | -5 | 3 | 3 | | 14 | 16 | 30 |
| 5- 9 | 11 | 13 | 24 | 6 | 8 | 14 | 5 | 5 | 10 | 2 | 2 | | 5 | 3 | 8 |
| 10-14 | 9 | 7 | 16 | 3 | 11 | 14 | 6 | -4 | 2 | 2 | 1 | 1 | 6 | 2 | 5 |
| 15-19 | 7 | 17 | 24 | 16 | 31 | 47 | -9 | -14 | -23 | | 1 | -1 | 3 | 9 | 12 |
| 20-24 | 24 | 35 | 59 | 40 | 36 | 76 | -16 | -1 | -17 | 4 | 3 | 1 | 14 | 21 | 35 |
| 25-29 | 36 | 15 | 51 | 31 | 19 | 50 | 5 | -4 | 1 | 3 | 5 | -2 | 16 | 12 | 28 |
| 30-34 | 8 | 12 | 20 | 16 | 7 | 23 | -8 | 5 | -3 | | | | 7 | 7 | 14 |
| 35-39 | 16 | 12 | 28 | 6 | 3 | 9 | 10 | 9 | 19 | 3 | 2 | 1 | 5 | 3 | 8 |
| 40-44 | 6 | 2 | 8 | 4 | 3 | 7 | 2 | -1 | 1 | | 3 | -3 | 1 | 3 | 4 |
| 45-49 | 6 | 5 | 11 | 6 | 9 | 15 | | -4 | -4 | 1 | | 1 | 4 | 4 | 4 |
| 50-54 | 5 | 5 | 10 | 4 | 7 | 11 | 1 | -2 | -1 | | | | 2 | 2 | 4 |
| 55-59 | 2 | 4 | 6 | 5 | 6 | 11 | -3 | -2 | -5 | 1 | | 1 | 4 | 3 | 7 |
| 60-64 | 2 | 4 | 6 | 4 | 2 | 6 | -2 | 2 | | | | | 3 | | 3 |
| 65-69 | 4 | 2 | 6 | 2 | 3 | 5 | 2 | -1 | 1 | | | | 2 | | 2 |
| 70-74 | 5 | 2 | 7 | 1 | 1 | 4 | 4 | 2 | 6 | | | | 1 | 2 | 3 |
| 75-79 | 1 | 1 | 2 | 1 | 1 | 2 | | | | | | | 2 | 3 | 5 |
| 80-84 | 1 | | 1 | | | | 1 | | 1 | 1 | | 1 | 2 | 2 | 4 |
| 85- | | 1 | 1 | | | | | 1 | 1 | 1 | | 1 | 1 | 1 | 1 |
| SUMMA | 159 | 151 | 310 | 162 | 164 | 326 | -3 | -13 | -16 | 21 | 20 | 1 | 91 | 89 | 180 |

Tabell 6 (forts) Flyttningar efter kön, ålder och medborgarskap för kommuner 1975

| ÅLDER VID ÅRETS SLUT | INFLYTTNING | | | UTFLYTTNING | | | NETTOINFLYTTNING | | | OMFLYTTNING AV UTLÄNNINGAR | | | FLYTTNINGAR INOM OMRÅDET | | |
|-------------------------|-------------|-----|-------|-------------|-----|-------|------------------|-----|-------|-------------------------------|----|-------|-----------------------------|-----|-------|
| | M | KV | SUMMA | M | KV | SUMMA | M | KV | SUMMA | IN | UT | NETTO | M | KV | SUMMA |
| KOMMUN 16 43 | GULLSPRÄNG | | | | | | | | | | | | | | |
| - 4 | 18 | 15 | 33 | 11 | 14 | 25 | 7 | 1 | 8 | 11 | 8 | 3 | 6 | 5 | 11 |
| 5- 9 | 17 | 12 | 29 | 8 | 12 | 20 | 9 | | 9 | 8 | 4 | 4 | 3 | 4 | 7 |
| 10-14 | 7 | 6 | 13 | 10 | 13 | 23 | -3 | -7 | -10 | 3 | 5 | -2 | | | |
| 15-19 | 11 | 20 | 31 | 5 | 25 | 30 | 6 | -5 | 1 | 6 | 2 | 4 | 2 | 3 | 5 |
| 20-24 | 29 | 35 | 64 | 36 | 42 | 78 | -7 | -7 | -14 | 14 | 15 | -1 | 6 | 9 | 15 |
| 25-29 | 25 | 25 | 50 | 21 | 15 | 36 | 4 | 10 | 14 | 10 | 4 | 6 | 6 | 5 | 11 |
| 30-34 | 15 | 16 | 31 | 20 | 11 | 31 | -5 | 5 | | 5 | 7 | -2 | 1 | 2 | 3 |
| 35-39 | 10 | 4 | 14 | 12 | 2 | 14 | -2 | 2 | | 3 | 2 | 1 | 1 | | 1 |
| 40-44 | 8 | 9 | 17 | 2 | 6 | 8 | 6 | 3 | | 9 | | | | | |
| 45-49 | 2 | 3 | 5 | 3 | 3 | 6 | -1 | | -1 | | | | 2 | | 2 |
| 50-54 | 4 | 2 | 6 | 6 | 6 | 12 | -2 | -4 | -6 | | 1 | -1 | | 1 | 1 |
| 55-59 | 4 | 3 | 7 | 6 | 3 | 9 | -2 | | -2 | | 1 | -1 | | 1 | 1 |
| 60-64 | 9 | 8 | 17 | 3 | 5 | 8 | 6 | 3 | 9 | 1 | | 1 | | | |
| 65-69 | 6 | 3 | 9 | 4 | 2 | 6 | 2 | 1 | 3 | | 1 | -1 | | 2 | 2 |
| 70-74 | 3 | 1 | 4 | 5 | 2 | 7 | -2 | -1 | -3 | | | | 1 | 1 | 2 |
| 75-79 | | | | 2 | 4 | 6 | -2 | -4 | -6 | | 1 | -1 | | | |
| 80-84 | | | | | | | | | | | | | 1 | | 1 |
| 85- | | 2 | 2 | | | | | 2 | 2 | | | | | 1 | 1 |
| SUMMA | 168 | 164 | 332 | 154 | 165 | 319 | 14 | -1 | 13 | 67 | 52 | 15 | 29 | 34 | 63 |
| KOMMUN 16 60 | VARA | | | | | | | | | | | | | | |
| - 4 | 66 | 48 | 114 | 39 | 36 | 75 | 27 | 12 | 39 | 14 | 9 | 5 | 29 | 24 | 53 |
| 5- 9 | 44 | 37 | 81 | 19 | 23 | 42 | 25 | 14 | 39 | 5 | 3 | 2 | 10 | 14 | 24 |
| 10-14 | 33 | 24 | 57 | 17 | 10 | 27 | 16 | 14 | 30 | 9 | 2 | 7 | 7 | 13 | 20 |
| 15-19 | 18 | 39 | 57 | 32 | 78 | 110 | -14 | -39 | -53 | 4 | 8 | -4 | 14 | 23 | 37 |
| 20-24 | 51 | 82 | 133 | 87 | 121 | 208 | -36 | -39 | -75 | 9 | 7 | 2 | 55 | 56 | 111 |
| 25-29 | 63 | 63 | 126 | 80 | 52 | 132 | -17 | 11 | -6 | 13 | 3 | 10 | 43 | 22 | 65 |
| 30-34 | 41 | 33 | 74 | 34 | 17 | 51 | 7 | 16 | 23 | 8 | 3 | 5 | 22 | 19 | 41 |
| 35-39 | 21 | 21 | 42 | 14 | 15 | 29 | 7 | 6 | 13 | 6 | 1 | 5 | 7 | 7 | 14 |
| 40-44 | 17 | 19 | 36 | 8 | 14 | 22 | 9 | 5 | 14 | 4 | 2 | 2 | 6 | 5 | 11 |
| 45-49 | 16 | 13 | 29 | 6 | 8 | 14 | 10 | 5 | 15 | 2 | 1 | 1 | 11 | 5 | 16 |
| 50-54 | 7 | 12 | 19 | 2 | 6 | 8 | 5 | 6 | 11 | 1 | | 1 | 4 | 7 | 11 |
| 55-59 | 8 | 3 | 11 | 5 | 9 | 14 | 3 | -6 | -3 | 1 | | 1 | 5 | 5 | 10 |
| 60-64 | 6 | 8 | 14 | 6 | 9 | 15 | | -1 | -1 | | | | 6 | 10 | 16 |
| 65-69 | 15 | 5 | 20 | 8 | 7 | 15 | 7 | -2 | 5 | | 1 | -1 | 8 | 4 | 12 |
| 70-74 | 1 | 2 | 3 | 7 | 4 | 11 | -6 | -2 | -8 | | | | 7 | 7 | 14 |
| 75-79 | 1 | 2 | 3 | 1 | 4 | 5 | | -2 | -2 | | | | 3 | 7 | 10 |
| 80-84 | 1 | 1 | 2 | 1 | 2 | 3 | | -1 | -1 | | | | 6 | 6 | 12 |
| 85- | 1 | | 1 | 1 | | 1 | | | | | | | | 1 | 1 |
| SUMMA | 410 | 412 | 822 | 367 | 415 | 782 | 43 | -3 | 40 | 76 | 40 | 36 | 243 | 235 | 478 |
| KOMMUN 16 61 | GÖTENE | | | | | | | | | | | | | | |
| - 4 | 42 | 47 | 89 | 20 | 22 | 42 | 22 | 25 | 47 | 10 | 2 | 8 | 17 | 26 | 43 |
| 5- 9 | 29 | 31 | 60 | 11 | 20 | 31 | 18 | 11 | 29 | 4 | 1 | 3 | 13 | 12 | 25 |
| 10-14 | 16 | 12 | 28 | 8 | 6 | 14 | 8 | 6 | 14 | 5 | | 5 | 10 | 11 | 21 |
| 15-19 | 17 | 18 | 35 | 18 | 48 | 66 | -1 | -30 | -31 | 5 | 4 | 1 | 9 | 14 | 23 |
| 20-24 | 30 | 52 | 82 | 53 | 60 | 113 | -23 | -8 | -31 | 1 | 4 | -3 | 19 | 32 | 51 |
| 25-29 | 60 | 48 | 108 | 56 | 33 | 89 | 4 | 15 | 19 | 10 | 4 | 6 | 28 | 24 | 52 |
| 30-34 | 30 | 26 | 56 | 29 | 11 | 40 | 1 | 15 | 16 | 3 | 1 | 2 | 23 | 11 | 34 |
| 35-39 | 16 | 14 | 30 | 5 | 7 | 12 | 11 | 7 | 18 | 4 | | 4 | 7 | 6 | 13 |
| 40-44 | 13 | 12 | 25 | 5 | 4 | 9 | 8 | 8 | 16 | 1 | 2 | -1 | 4 | 4 | 8 |
| 45-49 | 10 | 12 | 22 | 9 | 6 | 15 | 1 | 6 | 7 | 4 | 1 | 3 | 5 | 3 | 8 |
| 50-54 | 10 | 7 | 17 | 9 | 8 | 17 | 1 | -1 | | | | | 4 | 4 | 8 |
| 55-59 | 5 | 5 | 10 | 3 | 7 | 10 | 2 | -2 | | | | | 3 | 3 | 6 |
| 60-64 | 4 | 6 | 10 | 4 | 8 | 12 | | -2 | -2 | | | | 5 | 4 | 9 |
| 65-69 | 7 | 5 | 12 | 10 | 11 | 21 | -3 | -6 | -9 | 1 | 1 | | 4 | 4 | 8 |
| 70-74 | 2 | 4 | 6 | 3 | 4 | 7 | | -1 | -1 | | | | 5 | 2 | 7 |
| 75-79 | 2 | 1 | 3 | 5 | 1 | 6 | -3 | | -3 | 1 | | 1 | 2 | 1 | 3 |
| 80-84 | | 1 | 1 | 1 | 1 | 2 | -1 | | -1 | 1 | | 1 | 2 | 1 | 3 |
| 85- | | | | 1 | 1 | 1 | | -1 | -1 | | | | 3 | 7 | 10 |
| SUMMA | 293 | 301 | 594 | 249 | 258 | 507 | 44 | 43 | 87 | 50 | 20 | 30 | 163 | 169 | 332 |

| ÅLDER VID ÅRETS SLUT | INFLYTTNING | | | UTFLYTTNING | | | NETTOINFLYTTNING | | | OMFLYTTNING AV UTLÄNNINGAR | | | FLYTTNINGAR INOM OMRÅDET | | |
|-------------------------------|-------------|------------|-------------|-------------|------------|-------------|------------------|-----------|-----------|-------------------------------|------------|-----------|-----------------------------|------------|-------------|
| | M | KV | SUMMA | M | KV | SUMMA | M | KV | SUMMA | IN | UT | NETTO | M | KV | SUMMA |
| KOMMUN 16 62 TIBRO | | | | | | | | | | | | | | | |
| - 4 | 34 | 34 | 68 | 28 | 23 | 51 | 6 | 11 | 17 | 4 | 2 | 2 | 4 | 4 | 8 |
| 5- 9 | 31 | 21 | 52 | 10 | 13 | 23 | 21 | 8 | 29 | 2 | 3 | -1 | 1 | 2 | 3 |
| 10-14 | 9 | 19 | 28 | 10 | 15 | 25 | -1 | 4 | 3 | 1 | 4 | -3 | 1 | 4 | 5 |
| 15-19 | 12 | 34 | 46 | 13 | 25 | 38 | -1 | 9 | 8 | 5 | 4 | 1 | 1 | 4 | 5 |
| 20-24 | 36 | 61 | 97 | 47 | 73 | 120 | -11 | -12 | -23 | 7 | 5 | 2 | 7 | 9 | 16 |
| 25-29 | 54 | 42 | 96 | 49 | 32 | 81 | 5 | 10 | 15 | 3 | 6 | -3 | 12 | 4 | 16 |
| 30-34 | 35 | 28 | 63 | 16 | 13 | 29 | 19 | 15 | 34 | 1 | 3 | -2 | 4 | | 4 |
| 35-39 | 22 | 12 | 34 | 8 | 10 | 18 | 14 | 2 | 16 | 3 | 1 | 2 | 1 | | 1 |
| 40-44 | 12 | 10 | 22 | 8 | 3 | 11 | 4 | 7 | 11 | 5 | 3 | 2 | | 1 | 1 |
| 45-49 | 5 | 4 | 9 | 13 | 5 | 18 | -8 | -1 | -9 | | 1 | -1 | 1 | 1 | 2 |
| 50-54 | 4 | 5 | 9 | 5 | 5 | 10 | -1 | | -1 | | 1 | -1 | 3 | 2 | 5 |
| 55-59 | 4 | 1 | 5 | 4 | 1 | 5 | | | | 1 | 1 | | | | |
| 60-64 | 2 | 5 | 7 | 6 | 7 | 13 | -4 | -2 | -6 | 2 | 1 | 1 | 1 | 1 | 2 |
| 65-69 | 2 | 1 | 3 | 4 | 5 | 9 | -2 | -4 | -6 | | | | 2 | | 2 |
| 70-74 | 2 | 2 | 4 | 3 | 1 | 4 | -1 | 1 | | | | | | 1 | 1 |
| 75-79 | | 1 | 1 | 3 | | 3 | -3 | 1 | -2 | | | | 1 | | 1 |
| 80-84 | | | | | | | | | | | | | | | |
| 85- | | | | | | | | | | | | | | | |
| SUMMA | 264 | 280 | 544 | 227 | 231 | 458 | 37 | 49 | 86 | 34 | 35 | -1 | 39 | 33 | 72 |
| KOMMUN 16 63 TUREBODA | | | | | | | | | | | | | | | |
| - 4 | 23 | 21 | 44 | 16 | 20 | 36 | 7 | 1 | 8 | 3 | 4 | -1 | 20 | 6 | 26 |
| 5- 9 | 16 | 16 | 32 | 13 | 18 | 31 | 3 | -2 | 1 | 4 | 2 | 2 | 18 | 11 | 29 |
| 10-14 | 9 | 12 | 21 | 9 | 10 | 19 | | 2 | 2 | 2 | 1 | 1 | 7 | 8 | 15 |
| 15-19 | 15 | 21 | 36 | 16 | 30 | 46 | -1 | -9 | -10 | 2 | 2 | 2 | 2 | 19 | 21 |
| 20-24 | 34 | 44 | 78 | 41 | 42 | 83 | -7 | 2 | -5 | 2 | 1 | 1 | 29 | 20 | 49 |
| 25-29 | 50 | 25 | 75 | 34 | 21 | 55 | 16 | 4 | 20 | 2 | 2 | | 21 | 14 | 35 |
| 30-34 | 19 | 18 | 36 | 16 | 8 | 24 | 2 | 10 | 12 | 2 | | 2 | 11 | 13 | 24 |
| 35-39 | 17 | 13 | 30 | 12 | 9 | 21 | 5 | 4 | 9 | 4 | 2 | 2 | 5 | 7 | 12 |
| 40-44 | 6 | 5 | 11 | 4 | 8 | 12 | 2 | -3 | -1 | 2 | 2 | 2 | 3 | 2 | 5 |
| 45-49 | 6 | 9 | 15 | 5 | 2 | 7 | 1 | 7 | 8 | 2 | 1 | 1 | 3 | 5 | 8 |
| 50-54 | 5 | 7 | 12 | 5 | 4 | 9 | | 3 | 3 | 1 | | | 5 | 1 | 6 |
| 55-59 | 10 | 5 | 15 | 5 | 6 | 11 | 5 | -1 | 4 | | 1 | -1 | 4 | 2 | 6 |
| 60-64 | 6 | 8 | 14 | 3 | 4 | 7 | 3 | 4 | 7 | | | | 6 | 6 | 12 |
| 65-69 | 6 | 3 | 9 | 7 | 5 | 12 | -1 | -2 | -3 | | | | 4 | 1 | 5 |
| 70-74 | 2 | 2 | 4 | 6 | 4 | 10 | -4 | -2 | -6 | | | | 2 | 2 | 4 |
| 75-79 | 1 | 2 | 3 | 2 | 1 | 3 | -1 | 1 | | | | | 1 | 5 | 6 |
| 80-84 | | 1 | 1 | | | | | 1 | 1 | | | | | 3 | 3 |
| 85- | | | | | | | | | | | | | 1 | 2 | 3 |
| SUMMA | 224 | 212 | 436 | 194 | 192 | 386 | 30 | 20 | 50 | 26 | 14 | 12 | 142 | 127 | 269 |
| KOMMUN 16 80 MARIESTAD | | | | | | | | | | | | | | | |
| - 4 | 81 | 71 | 152 | 76 | 73 | 149 | 5 | -2 | 3 | 61 | 59 | 2 | 75 | 64 | 139 |
| 5- 9 | 51 | 47 | 98 | 51 | 45 | 96 | | 2 | 2 | 39 | 35 | 4 | 48 | 29 | 77 |
| 10-14 | 42 | 29 | 71 | 31 | 32 | 63 | 11 | -3 | 8 | 23 | 25 | -2 | 22 | 28 | 50 |
| 15-19 | 72 | 72 | 144 | 64 | 69 | 133 | 8 | 3 | 11 | 78 | 51 | 27 | 39 | 68 | 107 |
| 20-24 | 152 | 149 | 301 | 169 | 164 | 333 | -17 | -15 | -32 | 132 | 116 | 16 | 110 | 143 | 253 |
| 25-29 | 144 | 106 | 250 | 130 | 93 | 223 | 14 | 13 | 27 | 92 | 68 | 24 | 116 | 65 | 181 |
| 30-34 | 67 | 52 | 119 | 70 | 57 | 127 | -3 | -5 | -8 | 35 | 29 | 6 | 69 | 50 | 119 |
| 35-39 | 39 | 28 | 67 | 34 | 22 | 56 | 5 | 6 | 11 | 29 | 19 | 10 | 31 | 28 | 59 |
| 40-44 | 23 | 15 | 38 | 28 | 14 | 42 | -5 | 1 | -4 | 13 | 9 | 4 | 26 | 12 | 38 |
| 45-49 | 15 | 12 | 27 | 16 | 15 | 31 | -1 | -3 | -4 | 8 | 10 | -2 | 14 | 18 | 32 |
| 50-54 | 14 | 16 | 30 | 7 | 13 | 20 | 7 | 3 | 10 | 4 | 4 | | 21 | 16 | 37 |
| 55-59 | 7 | 7 | 14 | 15 | 13 | 28 | -8 | -6 | -14 | | 4 | -4 | 15 | 12 | 27 |
| 60-64 | 11 | 13 | 24 | 9 | 14 | 23 | 2 | -1 | 1 | | | | 12 | 14 | 26 |
| 65-69 | 13 | 7 | 20 | 11 | 5 | 16 | 2 | 2 | 4 | 1 | | 1 | 13 | 11 | 24 |
| 70-74 | 4 | 4 | 8 | 1 | 4 | 5 | 3 | | 3 | | | | 4 | 7 | 11 |
| 75-79 | 1 | 2 | 3 | 1 | 3 | 4 | | -1 | -1 | | | | 2 | 9 | 11 |
| 80-84 | | 1 | 1 | | 1 | 1 | | | | | 1 | -1 | 5 | 5 | 10 |
| 85- | | | | | 2 | 2 | | -2 | -2 | | | | | 2 | 2 |
| SUMMA | 736 | 631 | 1367 | 713 | 639 | 1352 | 23 | -8 | 15 | 515 | 430 | 85 | 622 | 581 | 1203 |

Tabell 6 (forts) Flyttningar efter kön, ålder och medborgarskap för kommuner 1975

| ÅLDER VID ÅRETS SLUT | INFLYTTNING | | | UTFLYTTNING | | | NETTOINFLYTTNING | | | OMFLYTTNING AV UTLÄNNINGAR | | | FLYTTNINGAR INOM OMRÅDET | | |
|-------------------------|-------------|------|-------|-------------|------|-------|------------------|-----|-------|-------------------------------|-----|-------|-----------------------------|------|-------|
| | M | KV | SUMMA | M | KV | SUMMA | M | KV | SUMMA | IN | UT | NETTO | M | KV | SUMMA |
| KOMMUN 16 81 | LIDKÖPING | | | | | | | | | | | | | | |
| - 4 | 59 | 39 | 98 | 61 | 64 | 125 | -2 | -25 | -27 | 15 | 12 | 3 | 69 | 103 | 172 |
| 5- 9 | 36 | 43 | 79 | 51 | 64 | 115 | -15 | -21 | -36 | 7 | 14 | -7 | 63 | 65 | 128 |
| 10-14 | 28 | 32 | 60 | 25 | 20 | 45 | 3 | 12 | 15 | 3 | 2 | 1 | 34 | 35 | 69 |
| 15-19 | 21 | 64 | 85 | 26 | 41 | 67 | -5 | 23 | 18 | 8 | 3 | 5 | 41 | 59 | 100 |
| 20-24 | 115 | 127 | 242 | 120 | 148 | 268 | -5 | -21 | -26 | 11 | 10 | 1 | 109 | 107 | 216 |
| 25-29 | 115 | 96 | 211 | 118 | 109 | 227 | -3 | -13 | -16 | 19 | 14 | 5 | 109 | 99 | 208 |
| 30-34 | 61 | 44 | 105 | 64 | 59 | 123 | -3 | -15 | -18 | 19 | 15 | 4 | 89 | 62 | 151 |
| 35-39 | 24 | 30 | 54 | 39 | 23 | 62 | -15 | 7 | -8 | 4 | 5 | -1 | 36 | 30 | 66 |
| 40-44 | 27 | 18 | 45 | 16 | 19 | 35 | 11 | -1 | 10 | 8 | 4 | 4 | 26 | 15 | 41 |
| 45-49 | 10 | 9 | 19 | 23 | 15 | 38 | -13 | -6 | -19 | 1 | 4 | -3 | 10 | 13 | 23 |
| 50-54 | 5 | 17 | 22 | 14 | 9 | 23 | -9 | 8 | -1 | | 1 | -1 | 14 | 9 | 23 |
| 55-59 | 9 | 10 | 19 | 7 | 8 | 15 | 2 | 2 | 4 | | | | 9 | 15 | 24 |
| 60-64 | 8 | 18 | 26 | 10 | 13 | 23 | -2 | 5 | 3 | 1 | | 1 | 14 | 8 | 22 |
| 65-69 | 18 | 15 | 33 | 4 | 15 | 19 | 14 | | 14 | 2 | 1 | 1 | 11 | 10 | 21 |
| 70-74 | 5 | 11 | 16 | 5 | 7 | 12 | | 4 | 4 | 1 | | 1 | 12 | 14 | 26 |
| 75-79 | 6 | 4 | 10 | 1 | 1 | 2 | 5 | 3 | 8 | | | | 7 | 4 | 11 |
| 80-84 | 1 | | 1 | | 1 | 1 | 1 | -1 | | | | | 2 | 5 | 7 |
| 85- | 2 | | 2 | 1 | | 1 | 1 | | 1 | | | | 4 | 6 | 10 |
| SUMMA | 550 | 577 | 1127 | 585 | 616 | 1201 | -35 | -39 | -74 | 99 | 85 | 14 | 659 | 659 | 1318 |
| KOMMUN 16 82 | SKÅRA | | | | | | | | | | | | | | |
| - 4 | 48 | 54 | 102 | 45 | 48 | 93 | 3 | 6 | 9 | 18 | 10 | 8 | 22 | 22 | 44 |
| 5- 9 | 26 | 26 | 52 | 30 | 39 | 69 | -4 | -13 | -17 | 5 | 6 | -1 | 10 | 18 | 28 |
| 10-14 | 18 | 23 | 41 | 16 | 10 | 26 | 2 | 13 | 15 | 5 | 1 | 4 | 11 | 13 | 24 |
| 15-19 | 27 | 77 | 104 | 20 | 46 | 66 | 7 | 31 | 38 | 10 | 3 | 7 | 7 | 18 | 25 |
| 20-24 | 96 | 82 | 178 | 89 | 101 | 190 | 7 | -19 | -12 | 29 | 10 | 19 | 33 | 33 | 66 |
| 25-29 | 76 | 68 | 144 | 74 | 82 | 156 | 2 | -14 | -12 | 12 | 13 | -1 | 28 | 26 | 54 |
| 30-34 | 43 | 36 | 79 | 51 | 25 | 76 | -8 | 11 | 3 | 4 | 5 | -1 | 16 | 19 | 35 |
| 35-39 | 19 | 21 | 40 | 18 | 18 | 36 | 1 | 3 | 4 | 4 | 3 | 1 | 14 | 8 | 22 |
| 40-44 | 23 | 18 | 41 | 15 | 9 | 24 | 8 | 9 | 17 | 6 | 1 | 5 | 5 | 6 | 11 |
| 45-49 | 11 | 8 | 19 | 10 | 8 | 18 | 1 | | 1 | 2 | 1 | 1 | 4 | 2 | 6 |
| 50-54 | 4 | 4 | 8 | 5 | 6 | 11 | -1 | -2 | -3 | | 1 | -1 | 6 | 6 | 12 |
| 55-59 | 11 | 8 | 19 | 10 | 9 | 19 | 1 | -1 | | | | | 5 | 5 | 10 |
| 60-64 | 4 | 6 | 10 | 3 | 6 | 9 | 1 | | 1 | | | | 2 | 5 | 7 |
| 65-69 | 3 | 7 | 13 | 9 | 6 | 15 | -3 | 1 | -2 | 1 | 1 | | 13 | 5 | 18 |
| 70-74 | 1 | 5 | 6 | 4 | 2 | 6 | -3 | 3 | | | 1 | -1 | | 4 | 4 |
| 75-79 | | 1 | 1 | 1 | 2 | 3 | -1 | -1 | -2 | | 2 | -2 | 5 | 7 | 12 |
| 80-84 | | 3 | 3 | 1 | 1 | 2 | -1 | 2 | | | | | 3 | 2 | 5 |
| 85- | 1 | | 1 | | | 1 | 1 | | 1 | | | | 1 | 2 | 3 |
| SUMMA | 414 | 447 | 861 | 401 | 418 | 819 | 13 | 29 | 42 | 96 | 58 | 38 | 185 | 201 | 386 |
| KOMMUN 16 83 | SKÖVDE | | | | | | | | | | | | | | |
| - 4 | 123 | 119 | 242 | 133 | 142 | 275 | -10 | -23 | -33 | 66 | 50 | 16 | 156 | 119 | 275 |
| 5- 9 | 59 | 94 | 153 | 101 | 107 | 208 | -42 | -13 | -55 | 39 | 47 | -8 | 103 | 86 | 189 |
| 10-14 | 32 | 48 | 80 | 59 | 60 | 119 | -27 | -12 | -39 | 24 | 15 | 9 | 49 | 56 | 105 |
| 15-19 | 72 | 137 | 209 | 76 | 116 | 192 | -4 | 21 | 17 | 65 | 41 | 24 | 60 | 133 | 193 |
| 20-24 | 259 | 275 | 534 | 274 | 262 | 536 | -15 | 13 | -2 | 137 | 134 | 3 | 190 | 217 | 407 |
| 25-29 | 251 | 199 | 450 | 300 | 196 | 496 | -49 | 3 | -46 | 91 | 106 | -15 | 218 | 171 | 389 |
| 30-34 | 121 | 84 | 205 | 147 | 109 | 256 | -26 | -25 | -51 | 53 | 41 | 12 | 135 | 108 | 243 |
| 35-39 | 55 | 31 | 86 | 73 | 61 | 134 | -18 | -30 | -48 | 19 | 23 | -4 | 62 | 40 | 102 |
| 40-44 | 33 | 39 | 72 | 63 | 24 | 87 | -30 | 15 | -15 | 17 | 19 | -2 | 52 | 38 | 90 |
| 45-49 | 35 | 30 | 65 | 43 | 35 | 78 | -8 | -5 | -13 | 13 | 20 | -7 | 25 | 13 | 38 |
| 50-54 | 20 | 18 | 38 | 27 | 29 | 56 | -7 | -11 | -18 | 4 | 8 | -4 | 24 | 21 | 45 |
| 55-59 | 13 | 23 | 36 | 15 | 14 | 29 | -2 | 9 | 7 | 3 | 4 | -1 | 20 | 19 | 39 |
| 60-64 | 9 | 12 | 21 | 15 | 24 | 39 | -6 | -12 | -18 | | 2 | -2 | 12 | 11 | 23 |
| 65-69 | 14 | 11 | 25 | 16 | 11 | 27 | -2 | | -2 | 1 | | 1 | 6 | 13 | 19 |
| 70-74 | 10 | 6 | 16 | 9 | 5 | 14 | 1 | 1 | | 1 | 1 | | 10 | 10 | 20 |
| 75-79 | 7 | 1 | 8 | 4 | 1 | 5 | 3 | | 3 | | | | 8 | 8 | 16 |
| 80-84 | 2 | | 2 | | | 2 | 2 | | 2 | | | | 2 | 3 | 5 |
| 85- | | 1 | 1 | | | | | 1 | 1 | | | | 5 | 4 | 9 |
| SUMMA | 1115 | 1128 | 2243 | 1355 | 1196 | 2551 | -240 | -68 | -308 | 533 | 511 | 22 | 1137 | 1070 | 2207 |

| ÅLDER VID ÅRETS SLUT | INFLYTTNING | | | UTFLYTTNING | | | NETTOINFLYTTNING | | | OMFLYTTNING AV UTLÄNNINGAR | | | FLYTTNINGAR INOM OMRÅDET | | |
|-------------------------|-------------|-----|-------|-------------|-----|-------|------------------|-----|-------|-------------------------------|----|-------|-----------------------------|-----|-------|
| | M | KV | SUMMA | M | KV | SUMMA | M | KV | SUMMA | IN | UT | NETTO | M | KV | SUMMA |
| KOMMUN 16 84 HJO | | | | | | | | | | | | | | | |
| - 4 | 28 | 38 | 66 | 12 | 15 | 27 | 16 | 23 | 39 | 4 | 2 | 2 | 6 | 2 | 8 |
| 5- 9 | 15 | 16 | 31 | 4 | 9 | 13 | 11 | 7 | 18 | 2 | | 2 | 9 | 6 | 15 |
| 10-14 | 8 | 7 | 15 | 7 | 4 | 11 | 1 | 3 | 4 | | 1 | -1 | 7 | 1 | 8 |
| 15-19 | 8 | 22 | 30 | 8 | 15 | 23 | | 7 | 7 | 1 | 1 | | 6 | 5 | 11 |
| 20-24 | 34 | 42 | 76 | 39 | 38 | 77 | -5 | 4 | -1 | 3 | 7 | -4 | 15 | 13 | 28 |
| 25-29 | 48 | 32 | 80 | 28 | 13 | 41 | 20 | 19 | 39 | 4 | 1 | 3 | 12 | 6 | 18 |
| 30-34 | 23 | 20 | 43 | 17 | 9 | 26 | 6 | 11 | 17 | 3 | 1 | 2 | 7 | 9 | 16 |
| 35-39 | 11 | 12 | 23 | 4 | 4 | 8 | 7 | 8 | 15 | | 1 | -1 | 4 | 2 | 6 |
| 40-44 | 11 | 5 | 16 | 4 | 4 | 8 | 7 | 1 | 8 | | | | 1 | 1 | 2 |
| 45-49 | 7 | 4 | 11 | 5 | 2 | 7 | 2 | 2 | 4 | | | | 3 | 1 | 4 |
| 50-54 | 5 | 7 | 12 | 1 | 2 | 3 | 4 | 5 | 9 | | | | 4 | 3 | 7 |
| 55-59 | 4 | 2 | 6 | 8 | 7 | 15 | -4 | -5 | -9 | | 1 | -1 | 2 | 4 | 6 |
| 60-64 | 9 | 10 | 19 | 4 | 3 | 7 | 5 | 7 | 12 | | | | 1 | 3 | 4 |
| 65-69 | 8 | 5 | 13 | 6 | 2 | 8 | 2 | 3 | 5 | | | | 3 | 3 | 6 |
| 70-74 | 4 | 7 | 11 | 3 | 3 | 6 | 4 | 4 | 8 | | | | 3 | 3 | 6 |
| 75-79 | 1 | 3 | 4 | 1 | 1 | 2 | | 2 | 2 | | | | 6 | 4 | 10 |
| 80-84 | | | | | | | | | | | | | 1 | | 1 |
| 85- | | | | | 1 | 1 | | -1 | -1 | | | | | 1 | 1 |
| SUMMA | 224 | 232 | 456 | 148 | 132 | 280 | 76 | 100 | 176 | 17 | 15 | 2 | 90 | 67 | 157 |
| KOMMUN 16 85 TIDAHOLM | | | | | | | | | | | | | | | |
| - 4 | 19 | 21 | 40 | 14 | 17 | 31 | 5 | 4 | 9 | 8 | 2 | 6 | 26 | 17 | 43 |
| 5- 9 | 16 | 20 | 36 | 14 | 13 | 27 | 2 | 7 | 9 | 1 | 3 | -2 | 8 | 20 | 28 |
| 10-14 | 15 | 4 | 19 | 3 | 8 | 11 | 12 | -4 | 8 | | 2 | -2 | 14 | 8 | 22 |
| 15-19 | 13 | 13 | 26 | 20 | 18 | 38 | -7 | -5 | -12 | 1 | 1 | | 15 | 18 | 33 |
| 20-24 | 37 | 53 | 90 | 31 | 53 | 84 | 6 | 6 | 6 | 2 | 3 | -1 | 34 | 21 | 55 |
| 25-29 | 49 | 30 | 79 | 32 | 22 | 54 | 17 | 8 | 25 | 8 | 2 | 6 | 25 | 33 | 58 |
| 30-34 | 17 | 19 | 36 | 14 | 12 | 26 | 3 | 7 | 10 | 3 | 3 | | 23 | 11 | 34 |
| 35-39 | 15 | 11 | 26 | 9 | 8 | 17 | 6 | 3 | 9 | 3 | 4 | -1 | 13 | 9 | 22 |
| 40-44 | 2 | 6 | 8 | 8 | 10 | 18 | -6 | -4 | -10 | 1 | 1 | | 13 | 7 | 20 |
| 45-49 | 7 | 3 | 10 | 12 | 4 | 16 | -5 | -1 | -6 | 1 | 2 | -1 | 8 | 5 | 13 |
| 50-54 | 3 | 3 | 6 | 8 | 8 | 16 | -5 | -5 | -10 | 1 | 1 | | 2 | 7 | 9 |
| 55-59 | 7 | 4 | 11 | 4 | 3 | 7 | 3 | 1 | 4 | | | 1 | 5 | 4 | 9 |
| 60-64 | 1 | 4 | 5 | 3 | 6 | 9 | -2 | -2 | -4 | | | | 4 | 2 | 6 |
| 65-69 | 5 | 3 | 8 | 3 | 4 | 7 | 2 | -1 | 1 | | | | 4 | 2 | 6 |
| 70-74 | 2 | 3 | 5 | 4 | 1 | 5 | -2 | 2 | 2 | | | | | 5 | 5 |
| 75-79 | 3 | 3 | 6 | | 1 | 1 | 3 | 2 | 5 | | | | 2 | 2 | 4 |
| 80-84 | | | | | | | | | | | | | 2 | 4 | 6 |
| 85- | | | | | | | | | | | | | 1 | 3 | 4 |
| SUMMA | 211 | 200 | 411 | 179 | 188 | 367 | 32 | 12 | 44 | 30 | 24 | 6 | 199 | 178 | 377 |
| KOMMUN 16 86 FALKÖPING | | | | | | | | | | | | | | | |
| - 4 | 53 | 47 | 100 | 40 | 40 | 80 | 13 | 7 | 20 | 12 | 6 | 6 | 53 | 55 | 108 |
| 5- 9 | 33 | 35 | 68 | 33 | 42 | 75 | | -7 | -7 | 7 | 5 | 2 | 30 | 38 | 68 |
| 10-14 | 21 | 22 | 43 | 28 | 24 | 52 | -7 | -2 | -9 | 5 | 3 | 2 | 17 | 23 | 40 |
| 15-19 | 33 | 69 | 102 | 31 | 60 | 91 | 2 | 9 | 11 | 5 | 2 | 3 | 32 | 87 | 119 |
| 20-24 | 72 | 106 | 178 | 112 | 126 | 238 | -40 | -20 | -60 | 2 | 6 | -4 | 108 | 90 | 198 |
| 25-29 | 98 | 74 | 172 | 116 | 87 | 203 | -18 | -13 | -31 | 20 | 9 | 11 | 98 | 77 | 175 |
| 30-34 | 52 | 40 | 92 | 39 | 37 | 76 | 13 | 3 | 16 | 11 | 8 | 3 | 49 | 31 | 80 |
| 35-39 | 27 | 22 | 49 | 28 | 18 | 46 | -1 | 4 | 3 | 4 | 5 | -1 | 28 | 22 | 50 |
| 40-44 | 22 | 24 | 46 | 14 | 20 | 34 | 8 | 4 | 12 | 8 | 3 | 5 | 18 | 19 | 37 |
| 45-49 | 10 | 9 | 19 | 11 | 15 | 26 | -1 | -6 | -7 | 1 | 1 | | 15 | 16 | 31 |
| 50-54 | 14 | 17 | 31 | 12 | 11 | 23 | 2 | 6 | 8 | 2 | 1 | 1 | 18 | 16 | 34 |
| 55-59 | 14 | 9 | 23 | 11 | 8 | 19 | 3 | 1 | 4 | | 2 | | 10 | 14 | 24 |
| 60-64 | 10 | 7 | 17 | 7 | 9 | 16 | 3 | -2 | 1 | | | | 11 | 12 | 23 |
| 65-69 | 9 | 10 | 19 | 10 | 13 | 23 | -1 | -3 | -4 | | 1 | -1 | 15 | 16 | 31 |
| 70-74 | 7 | 8 | 15 | 7 | 11 | 18 | | -3 | -3 | | | | 11 | 9 | 20 |
| 75-79 | 4 | 5 | 9 | 4 | 4 | 8 | | 1 | 1 | | | | 4 | 4 | 8 |
| 80-84 | | 3 | 3 | 2 | 2 | 4 | -2 | 1 | -1 | | | | 7 | 4 | 11 |
| 85- | | 1 | 1 | 1 | 1 | 2 | -1 | 1 | | | | | 3 | 3 | 6 |
| SUMMA | 479 | 508 | 987 | 506 | 527 | 1033 | -27 | -19 | -46 | 79 | 52 | 27 | 527 | 536 | 1063 |

Tabell 6 (forts) Flyttningar efter kön, ålder och medborgarskap för kommuner 1975

| ÅLDER VID ÅRETS SLUT | INFLYTTNING | | | UTFLYTTNING | | | NETTOINFLYTTNING | | | OMFLYTTNING AV UTLÄNNINGAR | | | FLYTTNINGAR INOM OMRÅDET | | |
|-------------------------|-------------|-----|-------|-------------|-----|-------|------------------|-----|-------|-------------------------------|----|-------|-----------------------------|----|-------|
| | M | KV | SUMMA | M | KV | SUMMA | M | KV | SUMMA | IN | UT | NETTO | M | KV | SUMMA |
| KOMMUN 17 15 KIL | | | | | | | | | | | | | | | |
| - 4 | 73 | 62 | 135 | 29 | 24 | 53 | 44 | 38 | 82 | 10 | 4 | 6 | 3 | 2 | 5 |
| 5- 9 | 47 | 56 | 103 | 16 | 12 | 28 | 31 | 44 | 75 | 7 | 1 | 6 | 2 | 1 | 3 |
| 10-14 | 26 | 22 | 48 | 16 | 9 | 25 | 10 | 13 | 23 | 2 | 2 | | | | |
| 15-19 | 27 | 29 | 56 | 15 | 26 | 41 | 12 | 3 | 15 | 2 | 4 | -2 | 5 | 4 | 9 |
| 20-24 | 61 | 74 | 135 | 40 | 51 | 91 | 21 | 23 | 44 | 8 | 5 | 3 | 10 | 7 | 17 |
| 25-29 | 102 | 85 | 187 | 40 | 34 | 74 | 62 | 51 | 113 | 6 | 3 | 3 | 3 | 1 | 4 |
| 30-34 | 59 | 35 | 94 | 28 | 15 | 43 | 31 | 20 | 51 | 5 | 5 | | 1 | 2 | 3 |
| 35-39 | 32 | 25 | 57 | 15 | 13 | 28 | 17 | 12 | 29 | 2 | 1 | 1 | 2 | 2 | 4 |
| 40-44 | 14 | 13 | 27 | 9 | 8 | 17 | 5 | 5 | 10 | 3 | 2 | 1 | 1 | 1 | 2 |
| 45-49 | 10 | 8 | 18 | 9 | 8 | 17 | 1 | | 1 | 2 | 1 | 1 | | 3 | 3 |
| 50-54 | 8 | 9 | 17 | 5 | 5 | 10 | 3 | 4 | 7 | | | | 4 | 1 | 5 |
| 55-59 | 8 | 5 | 13 | 6 | 3 | 9 | 2 | 2 | 4 | | | | 4 | 1 | 5 |
| 60-64 | 11 | 11 | 22 | 7 | 7 | 14 | 4 | 4 | 8 | | | | 1 | | 1 |
| 65-69 | 7 | 6 | 13 | 6 | 3 | 9 | 1 | 3 | 4 | | | | | 1 | 1 |
| 70-74 | 4 | 1 | 5 | 2 | 4 | 6 | 2 | -3 | -1 | | | | | 1 | 1 |
| 75-79 | 2 | 1 | 3 | 2 | 1 | 3 | | | | | | | 1 | | 1 |
| 80-84 | 1 | | 1 | 1 | | 1 | | | | | | | | | 1 |
| 85- | | | | | | | | | | | | | | | |
| SUMMA | 492 | 442 | 934 | 246 | 223 | 469 | 246 | 219 | 465 | 47 | 28 | 19 | 37 | 27 | 64 |
| KOMMUN 17 30 EDA | | | | | | | | | | | | | | | |
| - 4 | 20 | 19 | 39 | 15 | 17 | 32 | 5 | 2 | 7 | 4 | 17 | -13 | 2 | 2 | 4 |
| 5- 9 | 23 | 21 | 44 | 14 | 17 | 31 | 9 | 4 | 13 | 9 | 4 | 5 | 6 | 4 | 10 |
| 10-14 | 11 | 6 | 17 | 8 | 11 | 19 | 3 | -5 | -2 | 5 | 2 | 3 | 6 | 4 | 10 |
| 15-19 | 8 | 17 | 25 | 10 | 26 | 36 | -2 | -9 | -11 | 10 | 8 | 2 | 1 | 5 | 6 |
| 20-24 | 33 | 32 | 65 | 32 | 49 | 81 | 1 | -17 | -16 | 20 | 5 | 15 | 10 | 7 | 17 |
| 25-29 | 28 | 35 | 63 | 21 | 24 | 45 | 7 | 11 | 18 | 8 | 9 | -1 | 2 | 3 | 5 |
| 30-34 | 18 | 13 | 31 | 12 | 12 | 24 | 6 | 1 | 7 | 2 | 4 | -2 | 3 | 4 | 7 |
| 35-39 | 12 | 5 | 17 | 13 | 6 | 19 | -1 | -1 | -2 | 3 | 3 | | 2 | 1 | 3 |
| 40-44 | 8 | 6 | 14 | 4 | 7 | 11 | 4 | -1 | 3 | | 1 | -1 | 2 | 2 | 4 |
| 45-49 | 2 | 3 | 5 | 5 | 5 | 10 | -3 | -2 | -5 | 1 | 2 | -1 | 1 | 1 | 2 |
| 50-54 | 8 | 3 | 11 | 6 | 4 | 10 | 2 | -1 | 1 | 5 | | 5 | 1 | 1 | 2 |
| 55-59 | 7 | 6 | 13 | 2 | 4 | 5 | 4 | 4 | 9 | 1 | | 1 | 1 | 1 | 2 |
| 60-64 | 5 | 5 | 10 | 1 | 3 | 4 | 4 | 2 | 6 | 1 | 1 | | 2 | 1 | 3 |
| 65-69 | 4 | 6 | 10 | 3 | 3 | 6 | 1 | 3 | 4 | 1 | | 1 | 2 | 1 | 2 |
| 70-74 | 1 | | 1 | | | 1 | 1 | | 1 | | | | 1 | 1 | 2 |
| 75-79 | | | | 1 | 2 | 3 | -1 | -2 | -3 | | | | | 3 | 3 |
| 80-84 | | 1 | 1 | | 1 | 1 | | | | | | | | | |
| 85- | | 1 | 1 | | 1 | 1 | | | | | | | | | |
| SUMMA | 188 | 179 | 367 | 147 | 190 | 337 | 41 | -11 | 30 | 70 | 56 | 14 | 42 | 40 | 82 |
| KOMMUN 17 37 TORSBY | | | | | | | | | | | | | | | |
| - 4 | 39 | 35 | 74 | 18 | 17 | 35 | 21 | 18 | 39 | 12 | 2 | 10 | 16 | 11 | 27 |
| 5- 9 | 25 | 21 | 46 | 15 | 17 | 32 | 10 | 4 | 14 | 5 | 2 | 3 | 2 | 5 | 7 |
| 10-14 | 13 | 12 | 25 | 7 | 12 | 19 | 6 | | 6 | 1 | | 1 | 10 | 4 | 14 |
| 15-19 | 11 | 18 | 29 | 16 | 30 | 46 | -5 | -12 | -17 | 3 | 1 | 2 | 2 | 7 | 9 |
| 20-24 | 52 | 57 | 109 | 74 | 60 | 134 | -22 | -3 | -25 | 16 | 4 | 12 | 10 | 26 | 36 |
| 25-29 | 50 | 47 | 97 | 45 | 20 | 65 | 5 | 27 | 32 | 11 | 6 | 5 | 13 | 6 | 19 |
| 30-34 | 28 | 16 | 44 | 23 | 14 | 37 | 5 | 2 | 7 | 6 | | 5 | 2 | 5 | 7 |
| 35-39 | 12 | 12 | 24 | 11 | 8 | 19 | 1 | 4 | 5 | | 1 | | 4 | 1 | 5 |
| 40-44 | 10 | 6 | 16 | 8 | 9 | 17 | 2 | -3 | -1 | | | | 6 | 1 | 7 |
| 45-49 | 8 | 7 | 15 | 12 | 9 | 21 | -4 | -2 | -6 | | 2 | | 2 | 4 | 6 |
| 50-54 | 6 | 8 | 14 | 3 | 9 | 12 | 3 | -1 | 2 | 1 | | 1 | 4 | 3 | 7 |
| 55-59 | 10 | 6 | 16 | 5 | 3 | 8 | 5 | 3 | 8 | 3 | | 3 | 2 | | 2 |
| 60-64 | 7 | 4 | 11 | 6 | 3 | 9 | 1 | 1 | 2 | | | | 2 | 3 | 5 |
| 65-69 | 4 | 4 | 8 | 4 | 2 | 6 | | 2 | 2 | | | | 2 | 1 | 3 |
| 70-74 | | 1 | 1 | 1 | 4 | 5 | -1 | -3 | -4 | | | | | 4 | 4 |
| 75-79 | | 1 | 1 | 1 | 4 | 5 | -1 | -3 | -4 | | | | 3 | 1 | 4 |
| 80-84 | | | | | 2 | 2 | | -2 | -2 | | | | 2 | 1 | 3 |
| 85- | | | | | | | | | | | | | 1 | | 1 |
| SUMMA | 275 | 255 | 530 | 249 | 223 | 472 | 26 | 32 | 58 | 58 | 18 | 40 | 83 | 83 | 166 |

| ÅLDER VID ÅRETS SLUT | INFLYTTNING | | | UTFLYTTNING | | | NETTOINFLYTTNING | | | OMFLYTTNING AV UTLÄNNINGAR | | | FLYTTNINGAR INOM OMRÅDET | | |
|-------------------------|-------------|-----|-------|-------------|-----|-------|------------------|-----|-------|-------------------------------|----|-------|-----------------------------|----|-------|
| | M | KV | SUMMA | M | KV | SUMMA | M | KV | SUMMA | IN | UT | NETTO | M | KV | SUMMA |
| KOMMUN 17 60 | STORFORS | | | | | | | | | | | | | | |
| - 4 | 10 | 14 | 24 | 21 | 13 | 34 | -11 | 1 | -10 | 7 | 14 | -7 | 3 | 2 | 5 |
| 5- 9 | 13 | 20 | 33 | 10 | 12 | 22 | 3 | 8 | 11 | 10 | 4 | 6 | 4 | 2 | 6 |
| 10-14 | 15 | 6 | 21 | 8 | 10 | 18 | 7 | -4 | 3 | 7 | 1 | 6 | | | |
| 15-19 | 8 | 8 | 16 | 19 | 18 | 37 | -11 | -10 | -21 | 4 | 5 | -1 | | 5 | 5 |
| 20-24 | 22 | 21 | 43 | 48 | 46 | 94 | -26 | -25 | -51 | 8 | 15 | -7 | 5 | 6 | 11 |
| 25-29 | 29 | 24 | 53 | 38 | 23 | 61 | -9 | 1 | -8 | 8 | 13 | -5 | | 1 | 1 |
| 30-34 | 17 | 18 | 35 | 11 | 10 | 21 | 6 | 8 | 14 | 8 | 3 | 5 | 1 | 2 | 3 |
| 35-39 | 13 | 3 | 16 | 11 | 4 | 15 | 2 | -1 | 1 | 3 | 1 | 2 | 3 | | 3 |
| 40-44 | 5 | 3 | 8 | 9 | 7 | 16 | -4 | -4 | -8 | 3 | 4 | -1 | | | |
| 45-49 | 3 | 1 | 4 | 5 | 4 | 9 | -2 | -3 | -5 | 1 | | 1 | | 1 | 1 |
| 50-54 | 2 | 1 | 3 | 3 | 5 | 8 | -1 | -4 | -5 | | | | | | |
| 55-59 | 2 | 2 | 4 | 3 | 7 | 10 | -1 | -5 | -6 | | | | | | |
| 60-64 | 4 | 2 | 6 | 8 | 4 | 12 | -4 | -2 | -6 | 2 | 1 | 1 | | 1 | 1 |
| 65-69 | 2 | 3 | 5 | 3 | 1 | 4 | -1 | 2 | 1 | 1 | 1 | | | | |
| 70-74 | | 1 | 1 | 3 | 2 | 5 | -3 | -1 | -4 | | | | 1 | | 1 |
| 75-79 | 2 | 2 | 4 | 1 | 2 | 3 | 1 | | 1 | | | | | 1 | 1 |
| 80-84 | | | | | | | | | | | | | | | |
| 85- | | 1 | 1 | | | | | 1 | 1 | | | | | | |
| SUMMA | 147 | 130 | 277 | 201 | 168 | 369 | -54 | -38 | -92 | 62 | 62 | | 17 | 21 | 38 |
| KOMMUN 17 61 | HAMMARÖ | | | | | | | | | | | | | | |
| - 4 | 62 | 34 | 96 | 28 | 26 | 54 | 34 | 8 | 42 | 6 | 7 | -1 | | | |
| 5- 9 | 37 | 31 | 68 | 20 | 24 | 44 | 17 | 7 | 24 | 4 | 6 | -2 | | | |
| 10-14 | 16 | 17 | 33 | 11 | 21 | 32 | 5 | -4 | 1 | 3 | 1 | 2 | | | |
| 15-19 | 19 | 21 | 40 | 20 | 34 | 54 | -1 | -13 | -14 | 7 | 4 | 3 | | | |
| 20-24 | 40 | 52 | 92 | 63 | 63 | 126 | -23 | -11 | -34 | 4 | 5 | -1 | | | |
| 25-29 | 60 | 58 | 118 | 39 | 40 | 79 | 21 | 18 | 39 | 7 | 9 | -2 | | | |
| 30-34 | 48 | 43 | 91 | 26 | 20 | 46 | 22 | 23 | 45 | 4 | 2 | 2 | | | |
| 35-39 | 31 | 10 | 41 | 18 | 17 | 35 | 13 | -7 | 6 | 5 | 3 | 2 | | | |
| 40-44 | 15 | 15 | 30 | 14 | 9 | 23 | 1 | 6 | 7 | 1 | 1 | | | | |
| 45-49 | 8 | 8 | 16 | 8 | 9 | 17 | | -1 | -1 | 1 | 2 | -1 | | | |
| 50-54 | 14 | 5 | 19 | 10 | 5 | 15 | 4 | | 4 | 3 | 1 | 2 | | | |
| 55-59 | 4 | 8 | 12 | 5 | 6 | 11 | -1 | 2 | 1 | 1 | | 1 | | | |
| 60-64 | 6 | 5 | 11 | 7 | 6 | 13 | -1 | -1 | -2 | | | | | | |
| 65-69 | 4 | 3 | 7 | 7 | 5 | 12 | -3 | -2 | -5 | | | | | | |
| 70-74 | | 2 | 2 | 1 | 4 | 5 | -1 | -2 | -3 | | 1 | -1 | | | |
| 75-79 | | 2 | 2 | 1 | 4 | 5 | -1 | -2 | -3 | 1 | | 1 | | | |
| 80-84 | | | | | 2 | 2 | | -2 | -2 | | | | | | |
| 85- | | | | | | | | | | | | | | | |
| SUMMA | 364 | 314 | 678 | 278 | 295 | 573 | 86 | 19 | 105 | 47 | 42 | 5 | | | |
| KOMMUN 17 62 | MUNKFORS | | | | | | | | | | | | | | |
| - 4 | 15 | 10 | 25 | 11 | 8 | 19 | 4 | 2 | 6 | 1 | 2 | -1 | 3 | 2 | 5 |
| 5- 9 | 7 | 17 | 24 | 4 | 15 | 19 | 3 | 2 | 5 | 1 | 2 | -1 | 1 | 1 | 2 |
| 10-14 | 5 | 6 | 11 | 9 | 6 | 15 | -4 | | -4 | | | | | | |
| 15-19 | 7 | 9 | 16 | 4 | 25 | 29 | 3 | -16 | -13 | 1 | | 1 | 2 | 6 | 8 |
| 20-24 | 16 | 20 | 36 | 25 | 24 | 49 | -9 | -4 | -13 | | | | 5 | | 5 |
| 25-29 | 16 | 19 | 35 | 18 | 16 | 34 | -2 | 3 | 1 | 2 | | 2 | 1 | 2 | 3 |
| 30-34 | 20 | 12 | 32 | 11 | 11 | 22 | 9 | 1 | 10 | 1 | 2 | -1 | 4 | 1 | 5 |
| 35-39 | 7 | 6 | 13 | 9 | 7 | 16 | -2 | -1 | -3 | 2 | | 2 | 1 | 3 | 4 |
| 40-44 | 2 | 3 | 5 | 3 | 2 | 5 | -1 | 1 | | | | | | | |
| 45-49 | 5 | 4 | 9 | 2 | 2 | 2 | 3 | 4 | 7 | | | | 1 | 1 | 2 |
| 50-54 | 6 | 5 | 11 | 2 | 1 | 3 | 4 | 4 | 8 | | | | | | |
| 55-59 | 5 | 1 | 6 | | 3 | 3 | 5 | -2 | 3 | | | | | | |
| 60-64 | 4 | 2 | 6 | 1 | 2 | 3 | 3 | | 3 | | | | | | |
| 65-69 | 5 | 2 | 7 | 4 | 3 | 7 | 1 | -1 | | | | | | 1 | 1 |
| 70-74 | 1 | 3 | 4 | 2 | 2 | 4 | -1 | 1 | | | | | 2 | | 2 |
| 75-79 | | | | | | | | | | | | | 1 | 2 | 3 |
| 80-84 | | | | | | | | | | | | | | | |
| 85- | | 1 | 1 | | | | | 1 | 1 | | | | | | |
| SUMMA | 121 | 120 | 241 | 105 | 125 | 230 | 16 | -5 | 11 | 8 | 6 | 2 | 21 | 19 | 40 |

Tabell 6 (forts) Flyttningar efter kön, ålder och medborgarskap för kommuner 1975

| ÅLDER VID ÅRETS SLUT | INFLYTTNING | | | UTFLYTTNING | | | NETTOINFLYTTNING | | | OMFLYTTNING AV UTLÄNNINGAR | | | FLYTTNINGAR INOM OMRÅDET | | |
|-------------------------|-------------|-----|-------|-------------|-----|-------|------------------|-----|-------|-------------------------------|----|-------|-----------------------------|----|-------|
| | M | KV | SUMMA | M | KV | SUMMA | M | KV | SUMMA | IN | UT | NETTO | M | KV | SUMMA |
| KOMMUN 17 63 | FORSHAGA | | | | | | | | | | | | | | |
| - 4 | 99 | 70 | 169 | 34 | 33 | 67 | 65 | 37 | 102 | 13 | 7 | 6 | 4 | 3 | 7 |
| 5- 9 | 44 | 41 | 85 | 21 | 17 | 38 | 23 | 24 | 47 | 3 | 1 | 2 | 7 | 6 | 13 |
| 10-14 | 21 | 34 | 55 | 7 | 8 | 15 | 14 | 26 | 40 | 4 | | 4 | 6 | 4 | 10 |
| 15-19 | 20 | 24 | 44 | 9 | 23 | 32 | 11 | 1 | 12 | 2 | 2 | | 3 | 8 | 11 |
| 20-24 | 43 | 68 | 111 | 37 | 42 | 79 | 6 | 26 | 32 | 5 | 4 | 1 | 9 | 7 | 16 |
| 25-29 | 83 | 92 | 175 | 37 | 41 | 78 | 46 | 51 | 97 | 1 | 5 | -4 | 12 | 7 | 19 |
| 30-34 | 74 | 49 | 123 | 26 | 18 | 44 | 48 | 31 | 79 | 5 | | 5 | 5 | 7 | 12 |
| 35-39 | 34 | 25 | 59 | 15 | 6 | 21 | 19 | 19 | 38 | 4 | | 4 | 3 | 2 | 5 |
| 40-44 | 16 | 10 | 26 | 5 | 4 | 9 | 11 | 6 | 17 | 1 | 2 | -1 | 2 | 4 | 6 |
| 45-49 | 5 | 12 | 17 | 4 | 4 | 8 | 1 | 8 | 9 | 4 | | 4 | 2 | | 2 |
| 50-54 | 6 | 7 | 13 | 6 | 4 | 10 | | 3 | 3 | | | | | 3 | 3 |
| 55-59 | 8 | 3 | 11 | 4 | 4 | 8 | 4 | -1 | 3 | | | | 4 | 2 | 6 |
| 60-64 | 5 | 8 | 13 | 6 | 6 | 12 | -1 | 2 | 1 | | | | 5 | 3 | 8 |
| 65-69 | 6 | 3 | 9 | 5 | 10 | 15 | 1 | -7 | -6 | | | | 1 | 3 | 4 |
| 70-74 | 2 | 3 | 5 | 2 | 1 | 3 | | 2 | 2 | 1 | | 1 | 2 | 3 | 5 |
| 75-79 | | 2 | 2 | 2 | 2 | 4 | -2 | | -2 | | | | 4 | 3 | 7 |
| 80-84 | 1 | 2 | 3 | 1 | | 1 | | 2 | 2 | | | | | 1 | 1 |
| 85- | | | | 1 | | 1 | -1 | | -1 | | | | | | |
| SUMMA | 467 | 453 | 920 | 222 | 223 | 445 | 245 | 230 | 475 | 43 | 21 | 22 | 69 | 66 | 135 |
| KOMMUN 17 64 | GRUMS | | | | | | | | | | | | | | |
| - 4 | 51 | 36 | 87 | 17 | 18 | 35 | 34 | 18 | 52 | 12 | 3 | 9 | 20 | 12 | 32 |
| 5- 9 | 25 | 32 | 57 | 14 | 21 | 35 | 11 | 11 | 22 | 5 | 3 | 2 | 8 | 3 | 11 |
| 10-14 | 11 | 18 | 29 | 5 | 4 | 9 | 6 | 14 | 20 | 1 | 2 | -1 | 6 | 1 | 7 |
| 15-19 | 13 | 30 | 43 | 15 | 29 | 44 | -2 | 1 | -1 | 5 | 3 | 2 | 6 | 11 | 17 |
| 20-24 | 51 | 58 | 109 | 54 | 38 | 92 | -3 | 20 | 17 | 18 | 8 | 10 | 13 | 15 | 28 |
| 25-29 | 57 | 50 | 107 | 48 | 32 | 80 | 9 | 18 | 27 | 16 | 11 | 5 | 20 | 16 | 36 |
| 30-34 | 40 | 24 | 64 | 25 | 14 | 39 | 15 | 10 | 25 | 4 | 6 | -2 | 14 | 2 | 16 |
| 35-39 | 12 | 12 | 24 | 9 | 13 | 22 | 3 | -1 | 2 | 1 | 2 | -1 | 5 | 2 | 7 |
| 40-44 | 13 | 8 | 21 | 10 | 3 | 13 | 3 | 5 | 8 | 1 | 1 | | 2 | 3 | 5 |
| 45-49 | 9 | 12 | 21 | 9 | 6 | 15 | | 6 | 6 | 2 | 2 | | 1 | 2 | 3 |
| 50-54 | 8 | 2 | 10 | 7 | 7 | 14 | 1 | -5 | -4 | 1 | 3 | -2 | 5 | 6 | 11 |
| 55-59 | 2 | 6 | 8 | 2 | 5 | 7 | | 1 | 1 | | 1 | -1 | 4 | 3 | 7 |
| 60-64 | 6 | 5 | 11 | 7 | 4 | 11 | -1 | 1 | | 1 | 1 | | 1 | 3 | 4 |
| 65-69 | 5 | 3 | 8 | 10 | 4 | 14 | -5 | -1 | -6 | | | | 2 | | 2 |
| 70-74 | 2 | 4 | 6 | 2 | 5 | 7 | | -1 | -1 | | | | 1 | | 1 |
| 75-79 | 1 | 1 | 2 | 5 | 3 | 8 | -4 | -2 | -6 | | | | 1 | 4 | 5 |
| 80-84 | | 1 | 1 | 1 | | 1 | -1 | 1 | | | | | 1 | 4 | 5 |
| 85- | | | 1 | | | 1 | | 1 | 1 | | | | 3 | 3 | 6 |
| SUMMA | 306 | 303 | 609 | 240 | 206 | 446 | 66 | 97 | 163 | 67 | 46 | 21 | 113 | 90 | 203 |
| KOMMUN 17 65 | BRJÄNG | | | | | | | | | | | | | | |
| - 4 | 16 | 17 | 33 | 10 | 11 | 21 | 6 | 6 | 12 | 7 | 2 | 5 | 7 | 11 | 18 |
| 5- 9 | 19 | 13 | 32 | 12 | 4 | 16 | 7 | 9 | 16 | 3 | 1 | 2 | 10 | 5 | 15 |
| 10-14 | 8 | 3 | 11 | 2 | 6 | 8 | 6 | -3 | 3 | | | | 2 | 4 | 6 |
| 15-19 | 8 | 12 | 20 | 5 | 19 | 24 | 3 | -7 | -4 | 1 | 2 | -1 | 5 | 4 | 9 |
| 20-24 | 12 | 38 | 50 | 36 | 41 | 77 | -24 | -3 | -27 | 7 | 4 | 3 | 13 | 23 | 36 |
| 25-29 | 35 | 26 | 61 | 26 | 22 | 48 | 9 | 4 | 13 | 9 | 6 | 3 | 14 | 11 | 25 |
| 30-34 | 18 | 16 | 34 | 9 | 7 | 16 | 9 | 9 | 18 | 1 | 1 | 1 | 9 | 6 | 15 |
| 35-39 | 9 | 8 | 17 | 8 | 3 | 11 | 1 | 5 | 6 | 2 | 1 | 1 | 5 | 8 | 13 |
| 40-44 | 4 | 5 | 9 | 3 | 3 | 6 | 1 | 2 | 3 | 1 | | 1 | 2 | | 2 |
| 45-49 | 7 | 6 | 13 | 5 | 4 | 9 | 2 | 2 | 4 | | | 2 | 3 | 2 | 5 |
| 50-54 | 13 | 5 | 18 | 2 | 5 | 7 | 11 | | 11 | 3 | 2 | 1 | 2 | 1 | 3 |
| 55-59 | 3 | 1 | 4 | 5 | 1 | 6 | -2 | | -2 | 1 | | 1 | 2 | 2 | 4 |
| 60-64 | 3 | 7 | 10 | 1 | 2 | 3 | 2 | 5 | 7 | | | | 1 | 5 | 6 |
| 65-69 | 6 | 2 | 8 | 3 | 2 | 5 | 3 | | 3 | | 1 | -1 | 3 | 2 | 5 |
| 70-74 | 1 | 1 | 2 | 2 | 1 | 3 | -1 | | -1 | | | | | 6 | 6 |
| 75-79 | 1 | 2 | 3 | 2 | 1 | 3 | -1 | 1 | | | | | 2 | 3 | 5 |
| 80-84 | 1 | 1 | 2 | | 2 | 2 | 1 | -1 | | | | | 3 | | 3 |
| 85- | | | | 1 | 1 | 1 | | -1 | -1 | | | | | 2 | 2 |
| SUMMA | 164 | 163 | 327 | 131 | 135 | 266 | 33 | 28 | 61 | 37 | 19 | 18 | 83 | 95 | 178 |

| ALDER VID RRETS SLUT | INFLYTTNING | | | UTFLYTTNING | | | NETTOINFLYTTNING | | | OMFLYTTNING AV UTLXNNINGAR | | | FLYTTNINGAR INOM OMRDET | | |
|-------------------------|--------------|------|-------|-------------|------|-------|------------------|------|-------|-------------------------------|-----|-------|----------------------------|------|-------|
| | M | KV | SUMMA | M | KV | SUMMA | M | KV | SUMMA | IN | UT | NETTO | M | KV | SUMMA |
| KOMMUN 17 66 | SUNNE | | | | | | | | | | | | | | |
| - 4 | 25 | 31 | 56 | 16 | 8 | 24 | 9 | 23 | 32 | 1 | 1 | | 5 | 5 | 10 |
| 5- 9 | 24 | 15 | 39 | 6 | 9 | 15 | 18 | 6 | 24 | 2 | | 2 | 2 | 2 | 4 |
| 10-14 | 11 | 11 | 22 | 9 | 6 | 15 | 2 | 5 | 7 | | | | 1 | 1 | 1 |
| 15-19 | 13 | 17 | 30 | 18 | 36 | 54 | -5 | -19 | -24 | | 2 | -2 | 1 | 7 | 8 |
| 20-24 | 21 | 42 | 63 | 40 | 60 | 100 | -19 | -18 | -37 | 1 | 3 | -2 | 10 | 17 | 27 |
| 25-29 | 47 | 29 | 76 | 33 | 29 | 62 | 14 | 14 | 28 | 2 | | 2 | 7 | 2 | 9 |
| 30-34 | 26 | 19 | 45 | 14 | 7 | 21 | 12 | 12 | 24 | 3 | 1 | 2 | 5 | 3 | 8 |
| 35-39 | 14 | 11 | 25 | 7 | 7 | 14 | 7 | 4 | 11 | | | | 1 | 1 | 2 |
| 40-44 | 7 | 11 | 18 | 5 | 4 | 9 | 2 | 7 | 9 | 2 | | 2 | 1 | 2 | 3 |
| 45-49 | 8 | 6 | 14 | 4 | 4 | 8 | 4 | 2 | 6 | 3 | | 3 | 1 | | 1 |
| 50-54 | 9 | 12 | 21 | 7 | 4 | 11 | 2 | 8 | 10 | | | | | 1 | 1 |
| 55-59 | 7 | 7 | 14 | 4 | 7 | 11 | 3 | | 3 | | | | 2 | | 2 |
| 60-64 | 8 | 7 | 15 | 2 | 6 | 8 | 6 | 1 | 7 | 1 | | 1 | | 2 | 2 |
| 65-69 | 12 | 8 | 20 | 5 | 2 | 7 | 7 | 6 | 13 | | | | 1 | 1 | 2 |
| 70-74 | 5 | 2 | 7 | | 4 | 4 | 5 | -2 | 3 | | 1 | -1 | 2 | 3 | 5 |
| 75-79 | 2 | 3 | 5 | | 1 | 1 | 2 | 2 | 4 | | | | 2 | 4 | 6 |
| 80-84 | | | | | | | | | | | | | 1 | 1 | 2 |
| 85- | | | | | | | | | | | | | 1 | | 1 |
| SUMMA | 239 | 231 | 470 | 170 | 194 | 364 | 69 | 37 | 106 | 15 | 8 | 7 | 42 | 52 | 94 |
| KOMMUN 17 80 | KARLSTAD | | | | | | | | | | | | | | |
| - 4 | 158 | 187 | 345 | 287 | 236 | 523 | -129 | -49 | -178 | 37 | 33 | 4 | 156 | 111 | 267 |
| 5- 9 | 139 | 155 | 294 | 176 | 175 | 351 | -37 | -20 | -57 | 35 | 22 | 13 | 75 | 95 | 170 |
| 10-14 | 95 | 91 | 186 | 95 | 113 | 208 | | -22 | -22 | 11 | 18 | -7 | 64 | 60 | 124 |
| 15-19 | 107 | 194 | 301 | 92 | 158 | 250 | 15 | 36 | 51 | 23 | 17 | 6 | 87 | 148 | 235 |
| 20-24 | 373 | 451 | 824 | 312 | 456 | 768 | 61 | -5 | 56 | 53 | 33 | 20 | 272 | 306 | 578 |
| 25-29 | 368 | 311 | 679 | 437 | 398 | 835 | -69 | -87 | -156 | 56 | 44 | 12 | 299 | 199 | 498 |
| 30-34 | 204 | 171 | 375 | 273 | 209 | 482 | -69 | -38 | -107 | 38 | 38 | | 182 | 132 | 314 |
| 35-39 | 128 | 96 | 224 | 131 | 117 | 248 | -3 | -21 | -24 | 16 | 26 | -10 | 98 | 62 | 160 |
| 40-44 | 94 | 53 | 147 | 96 | 66 | 162 | -2 | -13 | -15 | 10 | 15 | -5 | 81 | 41 | 122 |
| 45-49 | 59 | 58 | 117 | 52 | 48 | 100 | 7 | 10 | 17 | 5 | 11 | -6 | 59 | 53 | 112 |
| 50-54 | 47 | 49 | 96 | 49 | 45 | 94 | -2 | 4 | 2 | 6 | 6 | | 53 | 37 | 90 |
| 55-59 | 31 | 39 | 70 | 36 | 35 | 71 | -5 | 4 | -1 | 3 | 2 | 1 | 41 | 33 | 74 |
| 60-64 | 35 | 39 | 74 | 29 | 37 | 66 | 6 | 2 | 8 | 1 | | 1 | 18 | 42 | 60 |
| 65-69 | 35 | 31 | 66 | 33 | 19 | 52 | 2 | 12 | 14 | 1 | | 1 | 29 | 18 | 47 |
| 70-74 | 16 | 22 | 38 | 11 | 15 | 26 | 5 | 7 | 12 | 3 | 3 | | 17 | 21 | 38 |
| 75-79 | 11 | 15 | 26 | 5 | 4 | 9 | 6 | 11 | 17 | 2 | 1 | 1 | 6 | 14 | 20 |
| 80-84 | 6 | 2 | 8 | 4 | 4 | 8 | 2 | -2 | 1 | 1 | 2 | -1 | 10 | 8 | 18 |
| 85- | 1 | 2 | 3 | 1 | 3 | 4 | | -1 | -1 | | 2 | -2 | 1 | 8 | 9 |
| SUMMA | 1907 | 1966 | 3873 | 2119 | 2138 | 4257 | -212 | -172 | -384 | 301 | 273 | 28 | 1548 | 1388 | 2936 |
| KOMMUN 17 81 | KRISTINEHAMN | | | | | | | | | | | | | | |
| - 4 | 74 | 71 | 145 | 53 | 42 | 95 | 21 | 29 | 50 | 39 | 18 | 21 | 23 | 11 | 34 |
| 5- 9 | 55 | 34 | 89 | 32 | 35 | 67 | 23 | -1 | 22 | 25 | 12 | 13 | 10 | 17 | 27 |
| 10-14 | 26 | 33 | 59 | 19 | 20 | 39 | 7 | 13 | 20 | 25 | 6 | 19 | 12 | 9 | 21 |
| 15-19 | 58 | 53 | 111 | 35 | 58 | 93 | 23 | -5 | 18 | 29 | 21 | 8 | 9 | 23 | 32 |
| 20-24 | 148 | 123 | 271 | 125 | 129 | 254 | 23 | -6 | 17 | 64 | 38 | 26 | 36 | 38 | 74 |
| 25-29 | 148 | 86 | 234 | 105 | 82 | 187 | 43 | 4 | 47 | 51 | 33 | 18 | 33 | 26 | 59 |
| 30-34 | 76 | 56 | 132 | 51 | 38 | 89 | 25 | 18 | 43 | 33 | 11 | 22 | 17 | 8 | 25 |
| 35-39 | 45 | 24 | 69 | 30 | 17 | 47 | 15 | 7 | 22 | 22 | 9 | 13 | 9 | 4 | 13 |
| 40-44 | 25 | 12 | 37 | 12 | 15 | 27 | 13 | -3 | 10 | 8 | 3 | 5 | 8 | 5 | 13 |
| 45-49 | 17 | 11 | 28 | 18 | 14 | 32 | -1 | -3 | -4 | 8 | 6 | 2 | 8 | 3 | 11 |
| 50-54 | 14 | 12 | 26 | 12 | 14 | 26 | 2 | -2 | | 5 | 2 | 3 | 6 | 2 | 8 |
| 55-59 | 6 | 11 | 17 | 6 | 5 | 11 | | 6 | 6 | 2 | 1 | 1 | 5 | 5 | 10 |
| 60-64 | 8 | 8 | 16 | 14 | 13 | 27 | -6 | -5 | -11 | 1 | 1 | | 6 | 5 | 11 |
| 65-69 | 9 | 12 | 21 | 8 | 10 | 18 | 1 | 2 | 3 | | | | 3 | 5 | 8 |
| 70-74 | 4 | 6 | 10 | 7 | 9 | 16 | -3 | -3 | -6 | | | | | 1 | 1 |
| 75-79 | | 1 | 1 | 6 | 7 | 13 | -6 | -6 | -12 | | 2 | -2 | 1 | 1 | 1 |
| 80-84 | | 1 | 1 | | 1 | 1 | | | | 1 | | 1 | | 3 | 3 |
| 85- | | | | 1 | | 1 | -1 | | -1 | | | | | | |
| SUMMA | 713 | 554 | 1267 | 534 | 509 | 1043 | 179 | 45 | 224 | 313 | 163 | 150 | 186 | 165 | 351 |

Tabell 6 (forts) Flyttningar efter kön, ålder och medborgarskap för kommuner 1975

| ÅLDER VID ÅRETS SLUT | INFLYTTNING | | | UTFLYTTNING | | | NETTOINFLYTTNING | | | OMFLYTTNING AV UTLÄNNINGAR | | | FLYTTNINGAR INOM OMRÅDET | | |
|-------------------------|-------------|-----|-------|-------------|-----|-------|------------------|-----|-------|-------------------------------|-----|-------|-----------------------------|-----|-------|
| | M | KV | SUMMA | M | KV | SUMMA | M | KV | SUMMA | IN | UT | NETTO | M | KV | SUMMA |
| KOMMUN 17 82 | FILIPSTAD | | | | | | | | | | | | | | |
| - 4 | 31 | 19 | 50 | 31 | 27 | 58 | | -8 | -8 | 12 | 12 | | 13 | 17 | 30 |
| 5- 9 | 19 | 32 | 51 | 22 | 27 | 49 | -3 | 5 | 2 | 11 | 12 | -1 | 10 | 6 | 16 |
| 10-14 | 21 | 20 | 41 | 15 | 15 | 30 | 6 | 5 | 11 | 9 | 5 | 4 | 11 | 11 | 22 |
| 15-19 | 15 | 46 | 61 | 22 | 41 | 63 | -7 | 5 | -2 | 13 | 9 | 4 | 6 | 10 | 16 |
| 20-24 | 62 | 50 | 112 | 70 | 59 | 129 | -8 | -9 | -17 | 35 | 30 | 5 | 17 | 21 | 38 |
| 25-29 | 62 | 50 | 112 | 67 | 47 | 114 | -5 | 3 | -2 | 29 | 25 | 4 | 12 | 11 | 23 |
| 30-34 | 26 | 23 | 49 | 33 | 30 | 63 | -7 | -7 | -14 | 12 | 13 | -1 | 8 | 12 | 20 |
| 35-39 | 31 | 22 | 53 | 21 | 11 | 32 | 10 | 11 | 21 | 12 | 4 | 8 | 9 | 4 | 13 |
| 40-44 | 12 | 8 | 20 | 14 | 11 | 25 | -2 | -3 | -5 | 3 | 4 | -1 | 2 | 6 | 8 |
| 45-49 | 7 | 6 | 13 | 15 | 13 | 28 | -8 | -7 | -15 | 2 | 3 | -1 | 5 | 5 | 5 |
| 50-54 | 4 | 8 | 12 | 12 | 9 | 21 | -8 | -1 | -9 | 2 | 1 | 1 | 3 | 2 | 5 |
| 55-59 | 14 | 8 | 22 | 3 | 5 | 8 | 11 | 3 | 14 | 1 | 1 | 1 | 4 | 2 | 6 |
| 60-64 | 7 | 11 | 18 | 6 | 10 | 16 | 1 | 1 | 2 | 1 | 1 | 1 | 2 | 1 | 3 |
| 65-69 | 9 | 3 | 12 | 9 | 5 | 14 | | -2 | -2 | | | | 2 | 2 | 4 |
| 70-74 | 2 | 5 | 7 | 1 | 1 | 2 | 1 | 4 | 5 | 1 | | 1 | 1 | 5 | 6 |
| 75-79 | 4 | 1 | 5 | 3 | 2 | 5 | 1 | -1 | 2 | 1 | 2 | -1 | 2 | 2 | 4 |
| 80-84 | | 2 | 2 | | | | | 2 | 2 | | | | 1 | | 1 |
| 85- | | | | 1 | 2 | 3 | -1 | -2 | -3 | | 1 | -1 | 2 | | 2 |
| SUMMA | 326 | 314 | 640 | 345 | 315 | 660 | -19 | -1 | -20 | 144 | 121 | 23 | 105 | 117 | 222 |
| KOMMUN 17 83 | HAGFORS | | | | | | | | | | | | | | |
| - 4 | 33 | 35 | 68 | 28 | 27 | 55 | 5 | 8 | 13 | 10 | 8 | 2 | 22 | 13 | 35 |
| 5- 9 | 24 | 24 | 48 | 17 | 26 | 43 | 7 | -2 | 5 | 3 | 3 | | 13 | 16 | 29 |
| 10-14 | 10 | 9 | 19 | 18 | 16 | 34 | -8 | -7 | -15 | | 1 | -1 | 14 | 8 | 22 |
| 15-19 | 13 | 23 | 36 | 16 | 38 | 54 | -3 | -15 | -18 | 2 | 4 | -2 | 14 | 20 | 34 |
| 20-24 | 32 | 47 | 79 | 72 | 81 | 153 | -40 | -34 | -74 | 6 | 10 | -4 | 28 | 28 | 56 |
| 25-29 | 43 | 42 | 85 | 50 | 38 | 88 | -7 | 4 | -3 | 8 | 6 | 2 | 34 | 19 | 53 |
| 30-34 | 39 | 18 | 57 | 31 | 23 | 54 | 8 | -5 | 3 | 6 | 4 | 2 | 14 | 14 | 28 |
| 35-39 | 15 | 12 | 27 | 18 | 12 | 30 | -3 | | -3 | 1 | 1 | | 17 | 11 | 28 |
| 40-44 | 9 | 7 | 16 | 10 | 8 | 18 | -1 | -1 | -2 | 1 | 1 | | 6 | 7 | 13 |
| 45-49 | 11 | 9 | 20 | 4 | 8 | 12 | 7 | 1 | 8 | 3 | | 3 | 3 | 2 | 5 |
| 50-54 | 8 | 10 | 18 | 7 | 6 | 13 | 1 | 4 | 5 | 1 | | 1 | 5 | 4 | 9 |
| 55-59 | 6 | 7 | 13 | 9 | 10 | 19 | -3 | -3 | -6 | | | | 4 | 4 | 8 |
| 60-64 | 6 | 4 | 10 | 5 | 4 | 9 | 1 | | 1 | | | | 2 | 5 | 7 |
| 65-69 | 4 | 6 | 10 | 9 | 4 | 13 | -5 | 2 | -3 | | | | 6 | 6 | 12 |
| 70-74 | 2 | 2 | 4 | 1 | 4 | 5 | 1 | -2 | -1 | 1 | | 1 | 3 | 1 | 4 |
| 75-79 | 1 | 4 | 5 | 1 | 2 | 3 | | 2 | 2 | 1 | | 1 | 2 | 3 | 5 |
| 80-84 | | | | | | | | | | | | | 1 | 2 | 3 |
| 85- | | 1 | 1 | | 3 | 3 | | -2 | -2 | | | | 1 | 3 | 4 |
| SUMMA | 256 | 260 | 516 | 296 | 310 | 606 | -40 | -50 | -90 | 43 | 38 | 5 | 189 | 166 | 355 |
| KOMMUN 17 84 | ARVIKA | | | | | | | | | | | | | | |
| - 4 | 54 | 50 | 104 | 27 | 29 | 56 | 27 | 21 | 48 | 24 | 7 | 17 | 62 | 54 | 116 |
| 5- 9 | 37 | 31 | 68 | 27 | 22 | 49 | 10 | 9 | 19 | 3 | 9 | -6 | 30 | 35 | 65 |
| 10-14 | 15 | 23 | 38 | 14 | 25 | 39 | 1 | -2 | -1 | 2 | 4 | -2 | 25 | 32 | 57 |
| 15-19 | 23 | 48 | 71 | 21 | 47 | 68 | 2 | 1 | 3 | 12 | 6 | 6 | 19 | 55 | 74 |
| 20-24 | 96 | 117 | 213 | 88 | 116 | 204 | 8 | 1 | 9 | 28 | 25 | 3 | 87 | 88 | 175 |
| 25-29 | 92 | 79 | 171 | 88 | 55 | 143 | 4 | 24 | 28 | 25 | 15 | 10 | 96 | 73 | 169 |
| 30-34 | 49 | 32 | 81 | 34 | 29 | 63 | 15 | 3 | 18 | 10 | 7 | 3 | 52 | 40 | 92 |
| 35-39 | 34 | 23 | 57 | 20 | 13 | 33 | 14 | 10 | 24 | 7 | 5 | 2 | 24 | 21 | 45 |
| 40-44 | 16 | 17 | 33 | 15 | 18 | 33 | 1 | -1 | | 3 | 2 | 1 | 21 | 18 | 39 |
| 45-49 | 13 | 9 | 22 | 12 | 9 | 21 | 1 | | 1 | 3 | 5 | -2 | 18 | 24 | 42 |
| 50-54 | 13 | 11 | 24 | 12 | 10 | 22 | 1 | 1 | 2 | 1 | 3 | -2 | 19 | 15 | 34 |
| 55-59 | 11 | 9 | 20 | 11 | 6 | 17 | | 3 | 3 | | | | 6 | 9 | 15 |
| 60-64 | 6 | 6 | 12 | 5 | 10 | 15 | 1 | -4 | -3 | | | | 8 | 8 | 16 |
| 65-69 | 13 | 13 | 26 | 3 | 9 | 11 | 10 | 5 | 15 | 1 | 1 | | 7 | 9 | 16 |
| 70-74 | 5 | 8 | 13 | 3 | 5 | 8 | 2 | 3 | 5 | | 1 | -1 | 4 | 7 | 11 |
| 75-79 | 1 | 4 | 5 | 1 | 5 | 6 | | -1 | -1 | 2 | 2 | | 5 | 8 | 13 |
| 80-84 | 1 | 1 | 2 | 2 | | 2 | -1 | 1 | | | 1 | -1 | 2 | 3 | 5 |
| 85- | | 2 | 2 | | 1 | 1 | | 1 | 1 | | | | | 3 | 3 |
| SUMMA | 479 | 483 | 962 | 383 | 408 | 791 | 96 | 75 | 171 | 121 | 93 | 28 | 485 | 502 | 987 |

| ALDER VID RRETS SLUT | INFLYTTNING | | | UTFLYTTNING | | | NETTOINFLYTTNING | | | OMFLYTTNING AV UTLXNNINGAR | | | FLYTTNINGAR INOM OMRÅDET | | |
|----------------------------|-------------|-----|-------|-------------|-----|-------|------------------|-----|-------|-------------------------------|-----|-------|-----------------------------|-----|-------|
| | M | KV | SUMMA | M | KV | SUMMA | M | KV | SUMMA | IN | UT | NETTO | M | KV | SUMMA |
| KOMMUN 17 85 | SÅFFLE | | | | | | | | | | | | | | |
| - 4 | 40 | 38 | 78 | 33 | 41 | 74 | 7 | -3 | 4 | 19 | 5 | 14 | 23 | 30 | 53 |
| 5- 9 | 15 | 32 | 47 | 27 | 19 | 46 | -12 | 13 | 1 | 11 | 5 | 6 | 12 | 12 | 24 |
| 10-14 | 21 | 17 | 38 | 13 | 19 | 32 | 8 | -2 | 6 | 5 | 2 | 3 | 7 | 9 | 16 |
| 15-19 | 17 | 27 | 44 | 28 | 29 | 57 | -11 | -2 | -13 | 5 | 1 | 4 | 6 | 22 | 28 |
| 20-24 | 47 | 60 | 107 | 86 | 82 | 168 | -39 | -22 | -61 | 11 | 10 | 1 | 29 | 36 | 65 |
| 25-29 | 57 | 60 | 117 | 65 | 38 | 103 | -8 | 22 | 14 | 14 | 6 | 8 | 35 | 34 | 69 |
| 30-34 | 36 | 26 | 62 | 35 | 35 | 70 | 1 | -9 | -8 | 9 | 7 | 2 | 23 | 14 | 37 |
| 35-39 | 18 | 15 | 33 | 23 | 19 | 42 | -5 | -4 | -9 | 3 | 4 | -1 | 11 | 6 | 17 |
| 40-44 | 17 | 12 | 29 | 14 | 11 | 25 | 3 | 1 | 4 | 5 | 1 | 4 | 6 | 4 | 10 |
| 45-49 | 13 | 9 | 22 | 16 | 9 | 25 | -3 | | -3 | | 3 | -3 | 6 | 7 | 13 |
| 50-54 | 11 | 7 | 18 | 8 | 10 | 18 | 3 | -3 | | 1 | | 1 | 8 | 3 | 11 |
| 55-59 | 4 | 6 | 10 | 4 | 7 | 11 | | -1 | -1 | 1 | | 1 | 4 | 4 | 8 |
| 60-64 | 3 | 7 | 10 | 4 | 9 | 13 | -1 | -2 | -3 | 1 | 1 | | 5 | 8 | 13 |
| 65-69 | 7 | 9 | 16 | 6 | 4 | 10 | 1 | 5 | 6 | | | | 8 | 6 | 14 |
| 70-74 | 4 | 5 | 9 | 2 | 2 | 4 | 2 | 3 | 5 | 1 | | 1 | 4 | 3 | 7 |
| 75-79 | 2 | 4 | 6 | 1 | 1 | 2 | 1 | 3 | 4 | 1 | | 1 | 6 | 4 | 10 |
| 80-84 | | 2 | 2 | | | | | 2 | 2 | | | | 6 | 3 | 9 |
| 85- | | 1 | 1 | | | | | 1 | 1 | | | | 1 | | 1 |
| SUMMA | 312 | 337 | 649 | 365 | 335 | 700 | -53 | 2 | -51 | 87 | 45 | 42 | 200 | 205 | 405 |
| KOMMUN 18 60 | LAXÅ | | | | | | | | | | | | | | |
| - 4 | 37 | 36 | 73 | 33 | 37 | 70 | 4 | -1 | 3 | 14 | 16 | -2 | 2 | 10 | 12 |
| 5- 9 | 25 | 23 | 48 | 41 | 35 | 76 | -16 | -12 | -28 | 20 | 21 | -1 | 2 | 2 | 4 |
| 10-14 | 15 | 14 | 29 | 14 | 24 | 38 | 1 | -10 | -9 | 10 | 6 | 4 | 3 | 3 | 3 |
| 15-19 | 15 | 33 | 48 | 25 | 44 | 69 | -10 | -11 | -21 | 12 | 8 | 4 | 1 | 8 | 9 |
| 20-24 | 41 | 48 | 89 | 63 | 63 | 126 | -22 | -15 | -37 | 19 | 15 | 4 | 4 | 4 | 8 |
| 25-29 | 52 | 36 | 88 | 53 | 39 | 92 | -1 | -3 | -4 | 27 | 21 | 6 | 9 | 8 | 17 |
| 30-34 | 37 | 26 | 63 | 33 | 30 | 63 | 4 | -4 | | 20 | 14 | 6 | 2 | 5 | 7 |
| 35-39 | 12 | 11 | 23 | 15 | 14 | 29 | -3 | -3 | -6 | 10 | 8 | 2 | 1 | 1 | 1 |
| 40-44 | 7 | 2 | 9 | 12 | 6 | 18 | -5 | -4 | -9 | 2 | 3 | -1 | 1 | 1 | 1 |
| 45-49 | 4 | | 4 | 5 | 5 | 10 | -1 | -5 | -6 | 2 | 1 | 1 | 1 | 1 | 1 |
| 50-54 | 4 | 8 | 12 | 3 | 6 | 9 | 1 | 2 | 3 | 1 | 1 | | 1 | 1 | 2 |
| 55-59 | 4 | 6 | 10 | 4 | 5 | 9 | | 1 | 1 | | 1 | -1 | | | |
| 60-64 | 3 | 2 | 5 | 9 | 9 | 18 | -6 | -7 | -13 | | 2 | -2 | 1 | 2 | 3 |
| 65-69 | 4 | 3 | 7 | 8 | 3 | 11 | -4 | | -4 | | | | 2 | 1 | 3 |
| 70-74 | 2 | | 2 | | 2 | 2 | 2 | -2 | | | | | 1 | 2 | 3 |
| 75-79 | | 1 | 1 | 3 | 2 | 5 | -3 | -1 | -4 | | | | | 1 | 1 |
| 80-84 | | | | 1 | | 1 | -1 | | -1 | | | | | 2 | 2 |
| 85- | | | | | 1 | 1 | | -1 | -1 | | | | | | |
| SUMMA | 262 | 249 | 511 | 322 | 325 | 647 | -60 | -76 | -136 | 137 | 117 | 20 | 27 | 50 | 77 |
| KOMMUN 18 61 | HALLSBERG | | | | | | | | | | | | | | |
| - 4 | 58 | 54 | 112 | 52 | 43 | 95 | 6 | 11 | 17 | 9 | 7 | 2 | 15 | 12 | 27 |
| 5- 9 | 42 | 61 | 103 | 34 | 44 | 78 | 8 | 17 | 25 | 6 | 6 | | 8 | 8 | 8 |
| 10-14 | 26 | 31 | 57 | 20 | 22 | 42 | 6 | 9 | 15 | 5 | 2 | 3 | 4 | 4 | 8 |
| 15-19 | 24 | 60 | 84 | 21 | 66 | 87 | 3 | -6 | -3 | 6 | 3 | 3 | 5 | 14 | 19 |
| 20-24 | 74 | 75 | 149 | 100 | 111 | 211 | -26 | -36 | -62 | 12 | 16 | -4 | 22 | 24 | 46 |
| 25-29 | 85 | 75 | 160 | 89 | 64 | 153 | -4 | 11 | 7 | 15 | 14 | 1 | 13 | 7 | 20 |
| 30-34 | 66 | 53 | 119 | 54 | 31 | 85 | 12 | 22 | 34 | 5 | 6 | -1 | 10 | 7 | 17 |
| 35-39 | 35 | 23 | 58 | 29 | 20 | 49 | 6 | 3 | 9 | 9 | 11 | -2 | 1 | 3 | 4 |
| 40-44 | 16 | 17 | 33 | 11 | 9 | 20 | 5 | 8 | 13 | 6 | 2 | 4 | 4 | 2 | 6 |
| 45-49 | 19 | 11 | 30 | 12 | 8 | 20 | 7 | 3 | 10 | 2 | 1 | 1 | 2 | 4 | 6 |
| 50-54 | 11 | 11 | 22 | 17 | 15 | 32 | -6 | -4 | -10 | 3 | 2 | 1 | 1 | 1 | 1 |
| 55-59 | 11 | 9 | 20 | 9 | 7 | 16 | 2 | 2 | 4 | 1 | 2 | -1 | 1 | 1 | 2 |
| 60-64 | 7 | 5 | 12 | 8 | 13 | 21 | -1 | -8 | -9 | | 2 | -2 | 2 | 3 | 5 |
| 65-69 | 5 | 7 | 12 | 9 | 10 | 19 | -4 | -3 | -7 | 1 | | 1 | 2 | 3 | 5 |
| 70-74 | 5 | 8 | 13 | 8 | 5 | 13 | -3 | 3 | | | | | 3 | 2 | 5 |
| 75-79 | 1 | 2 | 3 | 3 | 1 | 4 | -2 | 1 | -1 | | | | | 1 | 1 |
| 80-84 | 1 | | 1 | | 1 | 1 | 1 | -1 | | | | | | 1 | 1 |
| 85- | | 3 | 3 | | 1 | 1 | | 2 | 2 | | | | 1 | | 1 |
| SUMMA | 486 | 505 | 991 | 476 | 471 | 947 | 10 | 34 | 44 | 80 | 74 | 6 | 86 | 96 | 182 |

Tabell 6 (forts) Flyttningar efter kön, ålder och medborgarskap för kommuner 1975

| ÅLDER VID ÅRETS SLUT | INFLYTTNING | | | UTFLYTTNING | | | NETTOINFLYTTNING | | | OMFLYTTNING AV UTLÄNNINGAR | | | FLYTTNINGAR INOM OMRÅDET | | |
|-------------------------|--------------|-----|-------|-------------|-----|-------|------------------|-----|-------|-------------------------------|-----|-------|-----------------------------|----|-------|
| | M | KV | SUMMA | M | KV | SUMMA | M | KV | SUMMA | IN | UT | NETTO | M | KV | SUMMA |
| KOMMUN 18 62 | DEGERFORS | | | | | | | | | | | | | | |
| - 4 | 50 | 35 | 85 | 29 | 22 | 51 | 21 | 13 | 34 | 14 | 9 | 5 | 6 | 8 | 14 |
| 5- 9 | 38 | 36 | 74 | 15 | 22 | 37 | 23 | 14 | 37 | 10 | 6 | 4 | 4 | 6 | 10 |
| 10-14 | 19 | 27 | 46 | 11 | 11 | 22 | 8 | 16 | 24 | 7 | 3 | 4 | 2 | 2 | 4 |
| 15-19 | 21 | 27 | 48 | 19 | 36 | 55 | 2 | -9 | -7 | 11 | 16 | -5 | 1 | 3 | 4 |
| 20-24 | 45 | 57 | 102 | 62 | 73 | 135 | -17 | -16 | -33 | 22 | 28 | -6 | 6 | 4 | 10 |
| 25-29 | 54 | 50 | 104 | 60 | 38 | 98 | -6 | 12 | 6 | 19 | 21 | -2 | 3 | 9 | 12 |
| 30-34 | 49 | 41 | 90 | 26 | 22 | 48 | 23 | 19 | 42 | 15 | 7 | 8 | 7 | 5 | 12 |
| 35-39 | 22 | 11 | 33 | 13 | 7 | 20 | 9 | 4 | 13 | 6 | 4 | 2 | 4 | 1 | 5 |
| 40-44 | 11 | 6 | 17 | 8 | 7 | 15 | 3 | -1 | 2 | 2 | 4 | -2 | 2 | 2 | 4 |
| 45-49 | 6 | 9 | 15 | 4 | 4 | 8 | 2 | 5 | 7 | 1 | 2 | -1 | | | |
| 50-54 | 7 | 5 | 12 | 5 | 5 | 10 | 2 | | 2 | | 3 | -3 | 3 | 2 | 5 |
| 55-59 | 1 | 4 | 5 | 2 | 5 | 7 | -1 | -1 | -2 | | | | | 3 | 3 |
| 60-64 | 5 | 5 | 10 | 6 | 9 | 15 | -1 | -4 | -5 | | | | 1 | 1 | 2 |
| 65-69 | 4 | 3 | 7 | 5 | 4 | 9 | -1 | -1 | -2 | 2 | 1 | 1 | 2 | 2 | 4 |
| 70-74 | 2 | 1 | 3 | 1 | 3 | 4 | 1 | -2 | -1 | | | | 2 | 1 | 3 |
| 75-79 | 1 | | 1 | 2 | | 2 | -1 | | -1 | | | | 1 | 1 | 2 |
| 80-84 | 1 | 1 | 2 | 1 | | 1 | | 1 | 1 | | | | | 1 | 1 |
| 85- | | 3 | 3 | | | | | 3 | 3 | | | | | | |
| SUMMA | 336 | 321 | 657 | 269 | 268 | 537 | 67 | 53 | 120 | 109 | 104 | 5 | 44 | 51 | 95 |
| KOMMUN 18 63 | HÄLLEFORS | | | | | | | | | | | | | | |
| - 4 | 23 | 23 | 46 | 25 | 26 | 51 | -2 | -3 | -5 | 14 | 17 | -3 | 6 | 5 | 11 |
| 5- 9 | 11 | 14 | 25 | 21 | 19 | 40 | -10 | -5 | -15 | 4 | 9 | -5 | 3 | 3 | 6 |
| 10-14 | 11 | 6 | 17 | 9 | 11 | 20 | 2 | -5 | -3 | 3 | 6 | -3 | 1 | 1 | 2 |
| 15-19 | 7 | 25 | 32 | 23 | 47 | 70 | -16 | -22 | -38 | 9 | 15 | -6 | 3 | 7 | 10 |
| 20-24 | 20 | 25 | 45 | 47 | 49 | 96 | -27 | -24 | -51 | 11 | 25 | -14 | 3 | 13 | 16 |
| 25-29 | 43 | 28 | 71 | 36 | 40 | 76 | 7 | -12 | -5 | 13 | 20 | -7 | 14 | 2 | 16 |
| 30-34 | 29 | 15 | 44 | 36 | 12 | 48 | -7 | 3 | -4 | 9 | 10 | -1 | 1 | 1 | 2 |
| 35-39 | 9 | 4 | 13 | 12 | 6 | 18 | -3 | -2 | -5 | 2 | 8 | -6 | 3 | 2 | 5 |
| 40-44 | 4 | 3 | 7 | 6 | 6 | 12 | -2 | -3 | -5 | 1 | 2 | -1 | 3 | | 3 |
| 45-49 | 2 | 2 | 4 | 3 | 11 | 14 | -1 | -9 | -10 | | 3 | -3 | 1 | | 1 |
| 50-54 | 3 | 1 | 4 | 6 | 1 | 7 | -3 | | -3 | | 1 | -1 | | 2 | 2 |
| 55-59 | 3 | 1 | 4 | 5 | 4 | 9 | -2 | -3 | -5 | | 2 | -2 | 3 | 2 | 5 |
| 60-64 | 1 | 7 | 8 | 6 | 4 | 10 | -5 | 3 | -2 | 2 | 2 | -2 | 2 | 1 | 3 |
| 65-69 | 4 | 3 | 7 | 7 | 5 | 12 | -3 | -2 | -5 | 1 | 1 | -1 | 1 | 2 | 3 |
| 70-74 | 1 | 4 | 5 | 4 | 4 | 8 | -3 | 4 | 1 | | 1 | -1 | 1 | | 1 |
| 75-79 | 2 | 1 | 3 | 1 | 1 | 2 | 1 | | 1 | 1 | 1 | | 3 | 2 | 5 |
| 80-84 | | | | 1 | 1 | 1 | | -1 | -1 | | | | | | |
| 85- | | 1 | 1 | 1 | 1 | 1 | | | | | | | | | |
| SUMMA | 173 | 163 | 336 | 247 | 244 | 491 | -74 | -81 | -155 | 67 | 123 | -56 | 48 | 43 | 91 |
| KOMMUN 18 64 | LJUSNARSBERG | | | | | | | | | | | | | | |
| - 4 | 22 | 25 | 47 | 15 | 15 | 30 | 7 | 10 | 17 | 8 | 7 | 1 | 5 | 3 | 8 |
| 5- 9 | 15 | 10 | 25 | 21 | 13 | 34 | -6 | -3 | -9 | 4 | 13 | -9 | 7 | 6 | 13 |
| 10-14 | 12 | 17 | 29 | 16 | 13 | 29 | -4 | 4 | | 7 | 5 | 2 | 5 | 4 | 9 |
| 15-19 | 13 | 23 | 36 | 15 | 31 | 46 | -2 | -8 | -10 | 7 | 8 | -1 | 1 | 8 | 9 |
| 20-24 | 24 | 30 | 54 | 35 | 38 | 73 | -11 | -8 | -19 | 7 | 9 | -2 | 8 | 8 | 16 |
| 25-29 | 26 | 30 | 56 | 27 | 24 | 51 | -1 | 6 | 5 | 10 | 7 | 3 | 6 | 5 | 11 |
| 30-34 | 25 | 14 | 39 | 15 | 11 | 26 | 10 | 3 | 13 | 6 | 7 | -1 | 3 | 3 | 6 |
| 35-39 | 9 | 8 | 17 | 8 | 9 | 17 | 1 | -1 | | 4 | 5 | -1 | 3 | 2 | 5 |
| 40-44 | 6 | 9 | 15 | 9 | 4 | 13 | -3 | 5 | 2 | 1 | 3 | -2 | 1 | 1 | 2 |
| 45-49 | 5 | 4 | 9 | 11 | 7 | 18 | -6 | -3 | -9 | 1 | 5 | -4 | | 2 | 2 |
| 50-54 | 6 | 3 | 9 | 5 | 4 | 9 | 1 | -1 | | 2 | 2 | | 2 | 1 | 3 |
| 55-59 | 2 | 4 | 6 | 5 | 8 | 13 | -3 | -4 | -7 | | | | 1 | | 1 |
| 60-64 | 9 | 11 | 20 | 4 | 2 | 6 | 5 | 9 | 14 | | 1 | -1 | 2 | 1 | 3 |
| 65-69 | 6 | 6 | 12 | 6 | 6 | 12 | | | | 2 | 2 | -2 | 1 | 1 | 2 |
| 70-74 | 1 | 1 | 2 | 1 | 2 | 3 | | -1 | -1 | | | | 1 | | 1 |
| 75-79 | 1 | 1 | 2 | 2 | 1 | 3 | -1 | | -1 | | 1 | -1 | 1 | 1 | 2 |
| 80-84 | | 1 | 1 | | | | | 1 | 1 | | | | 1 | | 1 |
| 85- | | | | | | | | | | | | | | | |
| SUMMA | 182 | 197 | 379 | 195 | 188 | 383 | -13 | 9 | -4 | 57 | 75 | -18 | 48 | 46 | 94 |

| ÅLDER VID ÅRETS SLUT | INFLYTTNING | | | UTFLYTTNING | | | NETTOINFLYTTNING | | | OMFLYTTNING AV UTLÄNNINGAR | | | FLYTTNINGAR INOM OMRÅDET | | |
|-------------------------------|-------------|-------------|-------------|-------------|-------------|-------------|------------------|------------|------------|-------------------------------|------------|------------|-----------------------------|-------------|-------------|
| | M | KV | SUMMA | M | KV | SUMMA | M | KV | SUMMA | IN | UT | NETTO | M | KV | SUMMA |
| KOMMUN 18 80 ÖREBRO | | | | | | | | | | | | | | | |
| - 4 | 217 | 252 | 469 | 275 | 247 | 522 | -58 | 5 | -53 | 88 | 42 | 46 | 321 | 296 | 617 |
| 5- 9 | 159 | 170 | 329 | 196 | 174 | 370 | -37 | -4 | -41 | 41 | 32 | 9 | 251 | 206 | 457 |
| 10-14 | 109 | 112 | 221 | 131 | 129 | 260 | -22 | -17 | -39 | 39 | 18 | 21 | 143 | 150 | 293 |
| 15-19 | 105 | 235 | 340 | 93 | 167 | 260 | 12 | 68 | 80 | 45 | 34 | 11 | 198 | 411 | 609 |
| 20-24 | 495 | 652 | 1147 | 361 | 501 | 862 | 134 | 151 | 285 | 92 | 40 | 52 | 746 | 749 | 1495 |
| 25-29 | 528 | 437 | 965 | 506 | 511 | 1017 | 22 | -74 | -52 | 109 | 83 | 26 | 757 | 604 | 1361 |
| 30-34 | 282 | 212 | 494 | 336 | 248 | 584 | -54 | -36 | -90 | 59 | 55 | 4 | 510 | 311 | 821 |
| 35-39 | 140 | 96 | 236 | 143 | 110 | 253 | -3 | -14 | -17 | 35 | 32 | 3 | 237 | 157 | 394 |
| 40-44 | 76 | 58 | 134 | 89 | 63 | 152 | -13 | -5 | -18 | 17 | 17 | | 155 | 121 | 276 |
| 45-49 | 61 | 45 | 106 | 46 | 52 | 98 | 15 | -7 | 8 | 10 | 9 | 1 | 138 | 106 | 244 |
| 50-54 | 56 | 50 | 106 | 56 | 44 | 100 | | 6 | 6 | 8 | 3 | 5 | 133 | 132 | 265 |
| 55-59 | 34 | 34 | 68 | 40 | 38 | 78 | -6 | -4 | -10 | 2 | 2 | | 150 | 117 | 267 |
| 60-64 | 27 | 47 | 74 | 32 | 42 | 74 | -5 | 5 | | 4 | 2 | 2 | 87 | 91 | 178 |
| 65-69 | 42 | 45 | 87 | 31 | 27 | 58 | 11 | 18 | 29 | 3 | 1 | 2 | 72 | 104 | 176 |
| 70-74 | 19 | 27 | 46 | 22 | 15 | 37 | -3 | 12 | 9 | 4 | | 4 | 47 | 75 | 122 |
| 75-79 | 10 | 7 | 17 | 5 | 6 | 11 | 5 | 1 | | 2 | | 2 | 61 | 86 | 147 |
| 80-84 | 3 | 8 | 11 | 4 | 9 | 13 | -1 | -1 | -2 | | | | 27 | 67 | 94 |
| 85- | 1 | 3 | 4 | 1 | 4 | 5 | | -1 | -1 | | | | 21 | 33 | 54 |
| SUMMA | 2364 | 2490 | 4854 | 2367 | 2387 | 4754 | -3 | 103 | 100 | 558 | 370 | 188 | 4054 | 3816 | 7870 |
| KOMMUN 18 81 KUMLA | | | | | | | | | | | | | | | |
| - 4 | 64 | 59 | 123 | 40 | 53 | 93 | 24 | 6 | 30 | 5 | 9 | -4 | 2 | 2 | 4 |
| 5- 9 | 55 | 46 | 101 | 35 | 42 | 77 | 20 | 4 | 24 | 5 | 8 | -3 | 4 | 4 | 8 |
| 10-14 | 30 | 26 | 56 | 20 | 31 | 51 | 10 | -5 | 5 | 4 | 5 | -1 | 2 | 2 | 4 |
| 15-19 | 18 | 47 | 65 | 20 | 56 | 76 | -2 | -9 | -11 | 9 | 6 | 3 | 4 | 5 | 9 |
| 20-24 | 65 | 75 | 140 | 90 | 81 | 171 | -25 | -6 | -31 | 4 | 4 | | 9 | 5 | 14 |
| 25-29 | 104 | 85 | 189 | 70 | 64 | 134 | 34 | 21 | 55 | 6 | 12 | -6 | 5 | 2 | 7 |
| 30-34 | 68 | 57 | 125 | 51 | 34 | 85 | 17 | 23 | 40 | 4 | 9 | -5 | 1 | 2 | 3 |
| 35-39 | 25 | 21 | 46 | 32 | 22 | 54 | -7 | -1 | -8 | 4 | 8 | -4 | 2 | 2 | 4 |
| 40-44 | 13 | 13 | 26 | 19 | 14 | 33 | -6 | -1 | -7 | 3 | 5 | -2 | | | |
| 45-49 | 20 | 13 | 33 | 19 | 11 | 30 | 1 | 2 | 3 | 3 | 1 | 2 | 1 | 2 | 3 |
| 50-54 | 10 | 4 | 14 | 14 | 11 | 25 | -4 | -7 | -11 | 2 | 1 | 1 | 2 | 1 | 3 |
| 55-59 | 13 | 6 | 19 | 10 | 9 | 19 | 3 | -3 | | 1 | | 1 | 2 | 1 | 3 |
| 60-64 | 6 | 14 | 20 | 10 | 6 | 16 | -4 | 8 | 4 | 1 | | 1 | 2 | 2 | 4 |
| 65-69 | 10 | 9 | 19 | 8 | 5 | 13 | 2 | 4 | 6 | | | | 2 | 2 | 4 |
| 70-74 | 9 | 4 | 13 | 3 | 9 | 12 | 6 | -5 | 1 | | | | 1 | 2 | 3 |
| 75-79 | 3 | | 3 | 4 | | 4 | -1 | | -1 | | | | | 1 | 1 |
| 80-84 | | | 2 | 2 | | 2 | -2 | | -2 | | | | | | |
| 85- | 1 | 2 | 3 | 1 | 4 | 5 | | -2 | -2 | | | | | | |
| SUMMA | 514 | 481 | 995 | 448 | 452 | 900 | 66 | 29 | 95 | 51 | 68 | -17 | 39 | 35 | 74 |
| KOMMUN 18 82 ASKERSUND | | | | | | | | | | | | | | | |
| - 4 | 33 | 41 | 74 | 32 | 25 | 57 | 1 | 16 | 17 | 6 | 6 | | 11 | 7 | 18 |
| 5- 9 | 28 | 29 | 57 | 14 | 9 | 23 | 14 | 20 | 34 | 6 | 2 | 4 | 5 | 6 | 11 |
| 10-14 | 16 | 18 | 34 | 15 | 23 | 38 | 1 | -5 | -4 | 4 | 7 | -3 | 1 | 3 | 4 |
| 15-19 | 15 | 30 | 45 | 20 | 25 | 45 | -5 | 5 | | 5 | 4 | 1 | 6 | 14 | 20 |
| 20-24 | 44 | 52 | 96 | 44 | 51 | 95 | | 1 | 1 | 8 | 8 | | 21 | 17 | 38 |
| 25-29 | 59 | 47 | 106 | 35 | 22 | 57 | 24 | 25 | 49 | 10 | 4 | 6 | 17 | 12 | 29 |
| 30-34 | 41 | 26 | 67 | 20 | 18 | 38 | 21 | 8 | 29 | 10 | 4 | 6 | 15 | 7 | 22 |
| 35-39 | 22 | 15 | 37 | 7 | 13 | 20 | 15 | 2 | 17 | 3 | 3 | | 2 | 3 | 5 |
| 40-44 | 5 | 6 | 11 | 6 | 7 | 13 | -1 | -1 | -2 | 2 | 2 | | 3 | 3 | 6 |
| 45-49 | 7 | 7 | 14 | 13 | 7 | 20 | -6 | | -6 | | 1 | -1 | 3 | 2 | 5 |
| 50-54 | 8 | 7 | 15 | 9 | 5 | 14 | -1 | 2 | 1 | | 2 | -2 | 3 | 4 | 7 |
| 55-59 | 11 | 10 | 21 | 7 | 6 | 13 | 4 | 4 | 8 | 2 | | 2 | 3 | 6 | 9 |
| 60-64 | 5 | 7 | 12 | | 5 | 5 | 5 | 2 | 7 | | | | 2 | 5 | 7 |
| 65-69 | 5 | 5 | 10 | 9 | 8 | 17 | -4 | -3 | -7 | | 1 | -1 | 4 | 3 | 7 |
| 70-74 | 4 | 4 | 8 | 5 | 7 | 12 | -1 | -3 | -4 | | | | 4 | 6 | 10 |
| 75-79 | 3 | 3 | 6 | 3 | 3 | 6 | | | | | | | 1 | 1 | 2 |
| 80-84 | 1 | | 1 | 2 | | 2 | -1 | | -1 | | | | 1 | | 1 |
| 85- | | | | | | | | | | | | | | | |
| SUMMA | 307 | 307 | 614 | 241 | 234 | 475 | 66 | 73 | 139 | 56 | 44 | 12 | 102 | 99 | 201 |

Tabell 6 (forts) Flyttningar efter kön, ålder och medborgarskap för kommuner 1975

| ÅLDER VID ÅRRETS SLUT | INFLYTTNING | | | UTFLYTTNING | | | NETTOINFLYTTNING | | | OMFLYTTNING AV UTLÄNNINGAR | | | FLYTTNINGAR INOM OMRÅDET | | |
|--------------------------|-------------|-----|-------|-------------|-----|-------|------------------|------|-------|-------------------------------|-----|-------|-----------------------------|-----|-------|
| | M | KV | SUMMA | M | KV | SUMMA | M | KV | SUMMA | IN | UT | NETTO | M | KV | SUMMA |
| KOMMUN 18 83 | KARLSKOGA | | | | | | | | | | | | | | |
| - 4 | 118 | 102 | 220 | 110 | 87 | 197 | 8 | 15 | 23 | 88 | 37 | 51 | | | |
| 5- 9 | 89 | 70 | 159 | 75 | 90 | 165 | 14 | -20 | -6 | 70 | 52 | 18 | | | |
| 10-14 | 55 | 45 | 100 | 59 | 58 | 117 | -4 | -13 | -17 | 37 | 28 | 9 | | | |
| 15-19 | 62 | 76 | 138 | 51 | 74 | 125 | 11 | 2 | 13 | 52 | 31 | 21 | | | |
| 20-24 | 213 | 156 | 369 | 208 | 202 | 410 | 5 | -46 | -41 | 150 | 94 | 56 | | | |
| 25-29 | 198 | 129 | 327 | 209 | 155 | 364 | -11 | -26 | -37 | 103 | 78 | 25 | | | |
| 30-34 | 134 | 76 | 210 | 128 | 84 | 212 | 6 | -8 | -2 | 79 | 53 | 26 | | | |
| 35-39 | 47 | 37 | 84 | 65 | 36 | 101 | -18 | 1 | -17 | 22 | 27 | -5 | | | |
| 40-44 | 31 | 23 | 54 | 35 | 21 | 56 | -4 | 2 | -2 | 16 | 11 | 5 | | | |
| 45-49 | 25 | 20 | 45 | 23 | 22 | 45 | 2 | -2 | | 14 | 10 | 4 | | | |
| 50-54 | 13 | 11 | 24 | 21 | 15 | 36 | -8 | -4 | -12 | 6 | 5 | 1 | | | |
| 55-59 | 5 | 5 | 10 | 10 | 21 | 31 | -5 | -16 | -21 | 3 | 2 | 1 | | | |
| 60-64 | 10 | 14 | 24 | 13 | 20 | 33 | -3 | -6 | -9 | 1 | 4 | -3 | | | |
| 65-69 | 8 | 8 | 16 | 14 | 9 | 23 | -6 | -1 | -7 | | 1 | -1 | | | |
| 70-74 | 4 | 7 | 11 | 10 | 8 | 18 | -6 | -1 | -7 | 1 | 2 | -1 | | | |
| 75-79 | 1 | 3 | 4 | 2 | 4 | 6 | -1 | -1 | -2 | 1 | 1 | | | | |
| 80-84 | | 4 | 4 | | 2 | 2 | | 2 | | | | | | | |
| 85- | 2 | 1 | 3 | | 3 | 3 | 2 | -2 | | | | | | | |
| SUMMA | 1015 | 787 | 1802 | 1033 | 911 | 1944 | -18 | -124 | -142 | 643 | 436 | 207 | | | |
| KOMMUN 18 84 | NORA | | | | | | | | | | | | | | |
| - 4 | 31 | 32 | 63 | 14 | 24 | 38 | 17 | 8 | 25 | 12 | 10 | 2 | 1 | 3 | 4 |
| 5- 9 | 26 | 11 | 37 | 17 | 14 | 31 | 9 | -3 | 6 | 4 | 7 | -3 | 3 | 1 | 4 |
| 10-14 | 19 | 19 | 38 | 4 | 9 | 13 | 15 | 10 | 25 | 3 | 5 | -2 | 3 | 3 | 6 |
| 15-19 | 15 | 19 | 34 | 13 | 19 | 32 | 2 | | 2 | 6 | 5 | 1 | 6 | 4 | 10 |
| 20-24 | 34 | 34 | 68 | 38 | 46 | 84 | -4 | -12 | -16 | 15 | 13 | 2 | | 6 | 6 |
| 25-29 | 39 | 45 | 84 | 29 | 15 | 44 | 10 | 30 | 40 | 8 | 7 | 1 | 5 | 1 | 6 |
| 30-34 | 37 | 19 | 56 | 27 | 19 | 46 | 10 | | 10 | 7 | 4 | 3 | 2 | 1 | 3 |
| 35-39 | 12 | 13 | 25 | 8 | 8 | 16 | 4 | 5 | 9 | 2 | 3 | -1 | 1 | 3 | 4 |
| 40-44 | 15 | 11 | 26 | 9 | 11 | 20 | 6 | | 6 | 2 | 4 | -2 | 2 | 1 | 3 |
| 45-49 | 12 | 9 | 21 | 5 | 5 | 10 | 7 | 4 | 11 | 3 | 1 | 2 | 1 | 1 | 2 |
| 50-54 | 6 | 6 | 12 | 3 | 4 | 7 | 3 | 2 | 5 | | | | | 2 | 2 |
| 55-59 | 8 | 4 | 12 | 2 | 3 | 5 | 6 | 1 | 7 | | | | 1 | | 1 |
| 60-64 | 7 | 7 | 14 | 3 | 8 | 11 | 4 | -1 | 3 | 1 | 1 | | 2 | 1 | 3 |
| 65-69 | 6 | 2 | 8 | 3 | 5 | 8 | 3 | -3 | | | | | | | |
| 70-74 | | 4 | 4 | 1 | 3 | 4 | -1 | 1 | | | | | | 1 | 1 |
| 75-79 | 2 | | 2 | 2 | | 2 | | | | | 1 | -1 | 1 | 1 | 2 |
| 80-84 | | 1 | 1 | 1 | 1 | 2 | -1 | | -1 | | | | | | |
| 85- | 1 | 1 | 2 | 1 | 1 | 2 | | | | | | | 1 | | 1 |
| SUMMA | 270 | 237 | 507 | 180 | 195 | 375 | 90 | 42 | 132 | 63 | 61 | 2 | 29 | 29 | 58 |
| KOMMUN 18 85 | LINDESBERG | | | | | | | | | | | | | | |
| - 4 | 45 | 65 | 110 | 42 | 42 | 84 | 3 | 23 | 26 | 20 | 20 | | 23 | 21 | 44 |
| 5- 9 | 42 | 29 | 71 | 33 | 21 | 54 | 9 | 8 | 17 | 13 | 15 | -2 | 13 | 11 | 24 |
| 10-14 | 36 | 23 | 59 | 21 | 19 | 40 | 15 | 4 | 19 | 10 | 4 | 6 | 2 | 2 | 4 |
| 15-19 | 33 | 42 | 75 | 31 | 41 | 72 | 2 | 1 | 3 | 18 | 11 | 7 | 9 | 26 | 35 |
| 20-24 | 79 | 76 | 155 | 107 | 82 | 189 | -28 | -6 | -34 | 24 | 20 | 4 | 39 | 46 | 85 |
| 25-29 | 84 | 80 | 164 | 95 | 68 | 163 | -11 | 12 | 1 | 44 | 33 | 11 | 35 | 23 | 58 |
| 30-34 | 62 | 38 | 100 | 61 | 39 | 100 | 1 | -1 | | 18 | 22 | -4 | 16 | 9 | 25 |
| 35-39 | 23 | 25 | 48 | 28 | 20 | 48 | -5 | 5 | | 10 | 9 | 1 | 10 | 5 | 15 |
| 40-44 | 24 | 17 | 41 | 21 | 14 | 35 | 3 | 3 | 6 | 7 | 5 | 2 | 6 | 4 | 10 |
| 45-49 | 18 | 8 | 26 | 14 | 9 | 23 | 4 | -1 | 3 | 6 | 5 | 1 | 5 | 6 | 11 |
| 50-54 | 10 | 9 | 19 | 12 | 6 | 18 | -2 | 3 | 1 | 5 | 2 | 3 | 7 | 2 | 9 |
| 55-59 | 9 | 8 | 17 | 5 | 9 | 14 | 4 | -1 | 3 | 1 | 1 | | 3 | 5 | 8 |
| 60-64 | 8 | 6 | 14 | 9 | 20 | 29 | -1 | -14 | -15 | 1 | 3 | -2 | 7 | 6 | 13 |
| 65-69 | 7 | 4 | 11 | 14 | 10 | 24 | -7 | -6 | -13 | 1 | 3 | -2 | 2 | 7 | 9 |
| 70-74 | 4 | 6 | 10 | 6 | 8 | 14 | -2 | -2 | -4 | | 2 | -2 | 3 | 3 | 6 |
| 75-79 | | 1 | 1 | 2 | 2 | 4 | -2 | -1 | -3 | | | | 5 | 4 | 9 |
| 80-84 | 1 | 1 | 2 | 1 | 2 | 3 | -1 | -1 | -1 | | 1 | -1 | 3 | 4 | 7 |
| 85- | | | | | 2 | 2 | | -2 | -2 | | 1 | -1 | 1 | 4 | 5 |
| SUMMA | 485 | 438 | 923 | 502 | 414 | 916 | -17 | 24 | 7 | 178 | 157 | 21 | 189 | 188 | 377 |

| ÅLDER VID ÅRETS SLUT | INFLYTTNING | | | UTFLYTTNING | | | NETTOINFLYTTNING | | | OMFLYTTNING AV UTLÄNNINGAR | | | FLYTTNINGAR INOM OMRÅDET | | |
|-------------------------------------|-------------|------------|------------|-------------|------------|------------|------------------|------------|------------|-------------------------------|------------|------------|-----------------------------|-----------|------------|
| | M | KV | SUMMA | M | KV | SUMMA | M | KV | SUMMA | IN | UT | NETTO | M | KV | SUMMA |
| KOMMUN 19 04 SKINNSKATTEBERG | | | | | | | | | | | | | | | |
| - 4 | 20 | 26 | 46 | 10 | 8 | 18 | 10 | 18 | 28 | 14 | 6 | 8 | | | |
| 5- 9 | 17 | 18 | 35 | 9 | 8 | 17 | 8 | 10 | 18 | 9 | 6 | 3 | | | |
| 10-14 | 14 | 13 | 27 | 5 | 5 | 10 | 9 | 8 | 17 | 9 | 4 | 5 | 1 | 1 | 2 |
| 15-19 | 9 | 17 | 26 | 11 | 19 | 30 | -2 | -2 | -4 | 7 | 6 | 1 | | 3 | 3 |
| 20-24 | 34 | 29 | 63 | 32 | 43 | 75 | 2 | -14 | -12 | 22 | 18 | 4 | 1 | | 1 |
| 25-29 | 25 | 29 | 54 | 37 | 17 | 54 | -12 | 12 | | 8 | 16 | -8 | 1 | 1 | 2 |
| 30-34 | 25 | 14 | 39 | 14 | 14 | 28 | 11 | | 11 | 5 | 8 | -3 | | | |
| 35-39 | 10 | 10 | 20 | 10 | 4 | 14 | | 6 | 6 | 8 | 2 | 6 | | | |
| 40-44 | 9 | 8 | 17 | 3 | 3 | 6 | 6 | 5 | 11 | 4 | 3 | 1 | | | |
| 45-49 | 3 | 2 | 5 | 6 | 2 | 8 | -3 | | -3 | | 2 | -2 | 1 | | 1 |
| 50-54 | 1 | 2 | 3 | 2 | 1 | 3 | -1 | 1 | | | 2 | -2 | | 2 | 2 |
| 55-59 | 5 | 3 | 8 | 2 | 7 | 9 | 3 | -4 | -1 | 1 | 1 | | | 1 | 1 |
| 60-64 | 5 | 1 | 6 | 3 | 3 | 6 | 2 | -2 | | | | | 1 | | 1 |
| 65-69 | 3 | 1 | 4 | 8 | 3 | 11 | -5 | -2 | -7 | | | | 1 | | 1 |
| 70-74 | 1 | 3 | 4 | | 1 | 1 | 1 | 2 | 3 | | | | | 1 | 1 |
| 75-79 | 1 | 2 | 3 | 1 | 2 | 3 | | | | | | | | | |
| 80-84 | | 2 | 2 | | 1 | 1 | | 1 | 1 | | | | | | |
| 85- | | | | | | | | | | | | | | | |
| SUMMA | 182 | 180 | 362 | 153 | 141 | 294 | 29 | 39 | 68 | 87 | 74 | 13 | 6 | 9 | 15 |
| KOMMUN 19 07 SURAHAMMAR | | | | | | | | | | | | | | | |
| - 4 | 53 | 48 | 101 | 51 | 38 | 89 | 2 | 10 | 12 | 37 | 45 | -8 | 9 | 5 | 14 |
| 5- 9 | 39 | 40 | 79 | 30 | 44 | 74 | 9 | -4 | 5 | 28 | 35 | -7 | 3 | 1 | 4 |
| 10-14 | 23 | 28 | 51 | 20 | 26 | 46 | 3 | 2 | 5 | 22 | 23 | -1 | | 1 | 1 |
| 15-19 | 26 | 30 | 56 | 26 | 41 | 67 | | -11 | -11 | 31 | 25 | 6 | 3 | 4 | 7 |
| 20-24 | 66 | 50 | 116 | 91 | 80 | 171 | -25 | -30 | -55 | 66 | 83 | -17 | 3 | 7 | 10 |
| 25-29 | 74 | 58 | 132 | 98 | 52 | 150 | -24 | 6 | -18 | 43 | 71 | -28 | 5 | 3 | 8 |
| 30-34 | 55 | 36 | 91 | 42 | 26 | 68 | 13 | 10 | 23 | 27 | 36 | -9 | 4 | 3 | 7 |
| 35-39 | 31 | 18 | 49 | 24 | 21 | 45 | 7 | -3 | 4 | 20 | 19 | 1 | 2 | | 2 |
| 40-44 | 15 | 8 | 23 | 23 | 15 | 38 | -8 | -7 | -15 | 12 | 21 | -9 | | 1 | 1 |
| 45-49 | 19 | 7 | 26 | 13 | 8 | 21 | 6 | -1 | 5 | 11 | 9 | 2 | 1 | | 1 |
| 50-54 | 3 | 4 | 7 | 6 | 9 | 15 | -3 | -5 | -8 | 2 | 5 | -3 | 1 | | 1 |
| 55-59 | 4 | 6 | 10 | 5 | 3 | 8 | -1 | 3 | 2 | 3 | 3 | 3 | | | |
| 60-64 | 2 | 4 | 6 | 4 | 9 | 13 | -2 | -5 | -7 | 2 | 1 | 1 | | | |
| 65-69 | 2 | 2 | 4 | 11 | 4 | 15 | -9 | -2 | -11 | 1 | | 1 | | | |
| 70-74 | | 3 | 3 | 4 | 3 | 7 | -4 | | -4 | | 2 | -2 | | | |
| 75-79 | 2 | | 2 | 1 | | 1 | 1 | | 1 | | | | | | |
| 80-84 | | 2 | 2 | 1 | | 1 | -1 | 2 | 1 | 1 | | 1 | | | |
| 85- | | | | | | | | | | | | | | | |
| SUMMA | 414 | 344 | 758 | 450 | 379 | 829 | -36 | -35 | -71 | 306 | 375 | -69 | 31 | 25 | 56 |
| KOMMUN 19 17 HEBY | | | | | | | | | | | | | | | |
| - 4 | 35 | 32 | 67 | 20 | 16 | 36 | 15 | 16 | 31 | 5 | 1 | 4 | 4 | 2 | 6 |
| 5- 9 | 23 | 27 | 50 | 10 | 6 | 16 | 13 | 21 | 34 | 5 | | 5 | 1 | 3 | 4 |
| 10-14 | 14 | 22 | 36 | 9 | 10 | 19 | 5 | 12 | 17 | | 2 | -2 | | | |
| 15-19 | 13 | 28 | 41 | 15 | 37 | 52 | -2 | -9 | -11 | 5 | 2 | 3 | 4 | 11 | 15 |
| 20-24 | 39 | 56 | 95 | 55 | 58 | 113 | -16 | -2 | -18 | 5 | 5 | | 19 | 13 | 32 |
| 25-29 | 63 | 43 | 106 | 35 | 29 | 64 | 28 | 14 | 42 | 7 | 2 | 5 | 8 | 5 | 13 |
| 30-34 | 30 | 29 | 59 | 23 | 16 | 39 | 7 | 13 | 20 | 8 | 4 | 4 | 5 | 1 | 6 |
| 35-39 | 15 | 8 | 23 | 11 | 5 | 16 | 4 | 3 | 7 | 2 | 3 | -1 | | | |
| 40-44 | 8 | 6 | 14 | 8 | 6 | 14 | | | | | 1 | -1 | | 1 | 1 |
| 45-49 | 7 | 8 | 15 | 10 | 3 | 13 | -3 | 5 | 2 | 1 | 2 | -1 | 5 | 3 | 8 |
| 50-54 | 14 | 8 | 22 | 3 | 6 | 9 | 11 | 2 | 13 | 2 | | 2 | 1 | 1 | 2 |
| 55-59 | 10 | 8 | 18 | 3 | 7 | 10 | 7 | 1 | 8 | | | | 1 | 1 | 2 |
| 60-64 | 5 | 5 | 10 | 1 | 2 | 3 | 4 | 3 | 7 | | | | 3 | | 3 |
| 65-69 | 4 | 4 | 8 | 4 | 7 | 11 | | -3 | -3 | | | | 1 | 1 | 2 |
| 70-74 | 3 | 1 | 4 | 2 | 6 | 8 | 1 | -5 | -4 | | | | 2 | 3 | 5 |
| 75-79 | 1 | 2 | 3 | | 3 | 3 | 1 | -1 | -1 | | 1 | -1 | | | |
| 80-84 | | | | | 1 | 1 | | -1 | -1 | | | | 2 | 1 | 3 |
| 85- | | | | | | | | | | | | | | | |
| SUMMA | 284 | 287 | 571 | 209 | 218 | 427 | 75 | 69 | 144 | 40 | 23 | 17 | 56 | 46 | 102 |

Tabell 6 (forts) Flyttningar efter kön, ålder och medborgarskap för kommuner 1975

| ÅLDER VID ÅRETS SLUT | INFLYTTNING | | | UTFLYTTNING | | | NETTOINFLYTTNING | | | OMFLYTTNING AV UTLÄNNINGAR | | | FLYTTNINGAR INOM OMRÅDET | | |
|-------------------------|---------------|-----|-------|-------------|-----|-------|------------------|-----|-------|-------------------------------|-----|-------|-----------------------------|-----|-------|
| | M | KV | SUMMA | M | KV | SUMMA | M | KV | SUMMA | IN | UT | NETTO | M | KV | SUMMA |
| KOMMUN 19 60 | KUNGSÖR | | | | | | | | | | | | | | |
| - 4 | 36 | 31 | 67 | 16 | 30 | 46 | 20 | 1 | 21 | 12 | 12 | | 3 | 2 | 5 |
| 5- 9 | 19 | 28 | 47 | 13 | 21 | 34 | 6 | 7 | 13 | 5 | 5 | | 3 | | 3 |
| 10-14 | 12 | 11 | 23 | 12 | 13 | 25 | | -2 | -2 | 9 | 8 | 1 | 1 | 2 | 3 |
| 15-19 | 10 | 21 | 31 | 14 | 20 | 34 | -4 | 1 | -3 | 6 | 5 | 1 | 1 | 1 | 2 |
| 20-24 | 28 | 42 | 70 | 45 | 39 | 84 | -17 | 3 | -14 | 7 | 7 | | 6 | 4 | 10 |
| 25-29 | 44 | 41 | 85 | 44 | 35 | 79 | | 6 | 6 | 9 | 16 | -7 | 3 | 3 | 6 |
| 30-34 | 41 | 25 | 66 | 13 | 12 | 25 | 28 | 13 | 41 | 8 | 5 | 3 | 2 | 3 | 5 |
| 35-39 | 20 | 7 | 27 | 16 | 9 | 25 | 4 | -2 | 2 | 7 | 6 | 1 | 2 | | 2 |
| 40-44 | 4 | 4 | 8 | 7 | 8 | 15 | -3 | -4 | -7 | 2 | 5 | -3 | 3 | 1 | 4 |
| 45-49 | 6 | 6 | 12 | 9 | 11 | 20 | -3 | -5 | -8 | | 3 | -3 | | | |
| 50-54 | 2 | 7 | 9 | 7 | 4 | 11 | -5 | 3 | -2 | | 1 | -1 | | | |
| 55-59 | 5 | 5 | 10 | 5 | 5 | 10 | | -5 | -5 | 1 | 2 | -1 | 1 | | 1 |
| 60-64 | 3 | 7 | 10 | 4 | 4 | 8 | -1 | 3 | 2 | 1 | | 1 | | 1 | 1 |
| 65-69 | 5 | 4 | 9 | 6 | 3 | 9 | -1 | 1 | | | | | 1 | | 1 |
| 70-74 | 1 | | 1 | 2 | 2 | 4 | -1 | -2 | -3 | 1 | | 1 | | | |
| 75-79 | | | | 1 | 2 | 3 | -1 | -2 | -3 | | | | | | |
| 80-84 | | | | | 1 | 1 | | -1 | -1 | | | | | | |
| 85- | 1 | | 1 | | | | 1 | | 1 | | | | | | |
| SUMMA | 237 | 234 | 471 | 214 | 219 | 433 | 23 | 15 | 38 | 68 | 75 | -7 | 26 | 17 | 43 |
| KOMMUN 19 61 | HALLSTAHAMMAR | | | | | | | | | | | | | | |
| - 4 | 43 | 64 | 107 | 60 | 44 | 104 | -17 | 20 | 3 | 40 | 29 | 11 | 12 | 17 | 29 |
| 5- 9 | 49 | 38 | 87 | 54 | 55 | 109 | -5 | -17 | -22 | 21 | 39 | -18 | 14 | 9 | 23 |
| 10-14 | 26 | 27 | 53 | 25 | 25 | 50 | 1 | 2 | 3 | 14 | 14 | | 7 | 6 | 13 |
| 15-19 | 25 | 47 | 72 | 33 | 63 | 96 | -8 | -16 | -24 | 22 | 22 | | 13 | 12 | 25 |
| 20-24 | 70 | 88 | 158 | 71 | 117 | 188 | -1 | -29 | -30 | 60 | 44 | 16 | 13 | 21 | 34 |
| 25-29 | 73 | 57 | 130 | 102 | 80 | 182 | -29 | -23 | -52 | 34 | 46 | -12 | 15 | 12 | 27 |
| 30-34 | 57 | 30 | 87 | 64 | 47 | 111 | -7 | -17 | -24 | 21 | 28 | -7 | 15 | 12 | 27 |
| 35-39 | 32 | 25 | 57 | 36 | 17 | 53 | -4 | 8 | 4 | 18 | 17 | 1 | 8 | 7 | 15 |
| 40-44 | 14 | 12 | 26 | 20 | 13 | 33 | -6 | -1 | -7 | 5 | 7 | -2 | 7 | 1 | 8 |
| 45-49 | 18 | 14 | 32 | 17 | 11 | 28 | 1 | 3 | 4 | 7 | 7 | | 2 | 2 | 4 |
| 50-54 | 10 | 11 | 21 | 8 | 15 | 23 | 2 | -4 | -2 | 4 | 5 | -1 | 2 | 4 | 6 |
| 55-59 | 8 | 8 | 16 | 6 | 10 | 16 | 2 | -2 | | 3 | 1 | 2 | 2 | 2 | 2 |
| 60-64 | 7 | 6 | 13 | 9 | 16 | 25 | -2 | -10 | -12 | | 3 | -3 | 4 | 2 | 6 |
| 65-69 | 4 | 6 | 10 | 12 | 9 | 21 | -8 | -3 | -11 | 1 | 3 | -2 | 2 | 2 | 4 |
| 70-74 | 3 | 5 | 8 | 2 | 5 | 7 | 1 | | 1 | | 1 | -1 | 1 | 1 | 2 |
| 75-79 | 2 | 3 | 5 | 3 | 3 | 6 | -1 | | -1 | 2 | 1 | 1 | 3 | | 3 |
| 80-84 | | 2 | 2 | | | | | 2 | | 1 | | 1 | 1 | 4 | 5 |
| 85- | | | | 1 | | 1 | -1 | | -1 | | | | 1 | | |
| SUMMA | 441 | 443 | 884 | 523 | 530 | 1053 | -82 | -87 | -169 | 253 | 267 | -14 | 119 | 114 | 233 |
| KOMMUN 19 62 | NORBERG | | | | | | | | | | | | | | |
| - 4 | 18 | 14 | 32 | 18 | 11 | 29 | | 3 | 3 | 3 | 3 | | 2 | 4 | 6 |
| 5- 9 | 19 | 9 | 28 | 15 | 11 | 26 | 4 | -2 | 2 | 3 | 4 | -1 | 3 | 2 | 5 |
| 10-14 | 8 | 6 | 14 | 6 | 3 | 9 | 2 | 3 | 5 | 2 | 2 | | 2 | | 2 |
| 15-19 | 12 | 13 | 25 | 12 | 21 | 33 | | -8 | -8 | 3 | 7 | -4 | 3 | | 3 |
| 20-24 | 45 | 33 | 78 | 37 | 33 | 70 | 8 | | 8 | 11 | 8 | 3 | 2 | 4 | 6 |
| 25-29 | 29 | 26 | 55 | 32 | 19 | 51 | -3 | 7 | 4 | 9 | 7 | 2 | 5 | 4 | 9 |
| 30-34 | 18 | 12 | 30 | 21 | 11 | 32 | -3 | 1 | -2 | 2 | 6 | -4 | 2 | | 2 |
| 35-39 | 11 | 8 | 19 | 5 | 5 | 10 | 6 | 3 | 9 | 3 | 1 | 2 | | | |
| 40-44 | 10 | 5 | 15 | 8 | 4 | 12 | 2 | 1 | 3 | 4 | 2 | 2 | 1 | | 1 |
| 45-49 | 3 | 3 | 6 | 4 | | 4 | -1 | 3 | 2 | 2 | | 2 | 1 | | 1 |
| 50-54 | 4 | 6 | 10 | | 2 | 2 | 4 | 4 | 8 | | | | 1 | | 1 |
| 55-59 | 2 | 1 | 3 | 3 | 6 | 9 | -1 | -5 | -6 | | 1 | -1 | | 1 | 1 |
| 60-64 | 3 | 2 | 5 | 6 | 2 | 8 | | -3 | -3 | 1 | | 1 | 1 | 1 | 1 |
| 65-69 | 3 | 1 | 4 | 5 | 4 | 9 | -2 | -3 | -5 | | 1 | -1 | | | |
| 70-74 | | 1 | 1 | 1 | 1 | 2 | -1 | | -1 | 1 | 1 | | | 1 | 1 |
| 75-79 | 2 | 2 | 4 | | | | 2 | 2 | 4 | | | | 1 | | 1 |
| 80-84 | | | | | 1 | 1 | | -1 | -1 | | | | 1 | 2 | 3 |
| 85- | | | | | | | | | | | | | 2 | 2 | 4 |
| SUMMA | 187 | 142 | 329 | 173 | 134 | 307 | 14 | 8 | 22 | 44 | 43 | 1 | 26 | 21 | 47 |

| ÅLDER VID ÅRETS SLUT | INFLYTTNING | | | UTFLYTTNING | | | NETTOINFLYTTNING | | | OMFLYTTNING AV UTLÄNNINGAR | | | FLYTTNINGAR INOM OMRÅDET | | |
|-------------------------------|-------------|------|-------|-------------|------|-------|------------------|------|-------|-------------------------------|-----|-------|-----------------------------|------|-------|
| | M | KV | SUMMA | M | KV | SUMMA | M | KV | SUMMA | IN | UT | NETTO | M | KV | SUMMA |
| KOMMUN 19 80 VÅSTERRÅS | | | | | | | | | | | | | | | |
| - 4 | 280 | 269 | 549 | 314 | 328 | 642 | -34 | -59 | -93 | 160 | 90 | 70 | 342 | 360 | 702 |
| 5- 9 | 178 | 165 | 343 | 277 | 277 | 554 | -99 | -112 | -211 | 89 | 99 | -10 | 251 | 261 | 512 |
| 10-14 | 104 | 115 | 219 | 165 | 172 | 337 | -61 | -57 | -118 | 53 | 56 | -3 | 196 | 203 | 399 |
| 15-19 | 152 | 219 | 371 | 131 | 204 | 335 | 21 | 15 | 36 | 84 | 59 | 25 | 290 | 479 | 769 |
| 20-24 | 578 | 513 | 1091 | 415 | 516 | 931 | 163 | -3 | 160 | 168 | 96 | 72 | 827 | 698 | 1525 |
| 25-29 | 555 | 439 | 994 | 587 | 506 | 1093 | -32 | -67 | -99 | 184 | 152 | 32 | 778 | 538 | 1316 |
| 30-34 | 300 | 209 | 509 | 419 | 321 | 740 | -119 | -112 | -231 | 111 | 106 | 5 | 506 | 324 | 830 |
| 35-39 | 144 | 105 | 249 | 202 | 180 | 382 | -58 | -75 | -133 | 53 | 66 | -13 | 294 | 207 | 501 |
| 40-44 | 90 | 54 | 144 | 111 | 76 | 187 | -21 | -22 | -43 | 27 | 32 | -5 | 215 | 128 | 343 |
| 45-49 | 58 | 57 | 115 | 85 | 69 | 154 | -27 | -12 | -39 | 19 | 16 | 3 | 171 | 120 | 291 |
| 50-54 | 50 | 61 | 111 | 63 | 68 | 131 | -13 | -7 | -20 | 9 | 17 | -8 | 116 | 102 | 218 |
| 55-59 | 38 | 42 | 80 | 48 | 44 | 92 | -10 | -2 | -12 | 6 | 8 | -2 | 108 | 96 | 204 |
| 60-64 | 32 | 29 | 61 | 34 | 32 | 66 | -2 | -3 | -5 | 3 | 4 | -1 | 59 | 68 | 127 |
| 65-69 | 32 | 33 | 65 | 37 | 33 | 70 | -5 | | -5 | 1 | 2 | -1 | 63 | 62 | 125 |
| 70-74 | 19 | 23 | 42 | 19 | 24 | 43 | | -1 | -1 | 6 | 3 | 3 | 36 | 44 | 80 |
| 75-79 | 10 | 10 | 20 | 8 | 11 | 19 | 2 | -1 | 1 | 3 | 2 | 1 | 32 | 40 | 72 |
| 80-84 | 3 | 6 | 9 | 3 | 4 | 7 | | 2 | 2 | 1 | | 1 | 25 | 37 | 62 |
| 85- | 1 | 5 | 6 | 1 | 2 | 3 | | 3 | 3 | 1 | | 1 | 16 | 25 | 41 |
| SUMMA | 2624 | 2354 | 4978 | 2919 | 2867 | 5786 | -295 | -513 | -808 | 978 | 808 | 170 | 4325 | 3792 | 8117 |
| KOMMUN 19 81 SALA | | | | | | | | | | | | | | | |
| - 4 | 52 | 45 | 97 | 34 | 31 | 65 | 18 | 14 | 32 | 4 | 2 | 2 | 21 | 21 | 42 |
| 5- 9 | 50 | 50 | 100 | 28 | 33 | 61 | 22 | 17 | 39 | 5 | 4 | 1 | 14 | 14 | 28 |
| 10-14 | 19 | 34 | 53 | 15 | 13 | 28 | 4 | 21 | 25 | 3 | 6 | -3 | 9 | 2 | 11 |
| 15-19 | 25 | 37 | 62 | 26 | 47 | 73 | -1 | -10 | -11 | 3 | 4 | -1 | 6 | 14 | 20 |
| 20-24 | 69 | 78 | 147 | 64 | 106 | 170 | 5 | -28 | -23 | 7 | 3 | 4 | 34 | 35 | 69 |
| 25-29 | 98 | 76 | 174 | 75 | 50 | 125 | 23 | 26 | 49 | 15 | 7 | 8 | 31 | 20 | 51 |
| 30-34 | 49 | 48 | 97 | 39 | 44 | 83 | 10 | 4 | 14 | 10 | 8 | 2 | 11 | 13 | 24 |
| 35-39 | 31 | 23 | 54 | 24 | 16 | 40 | 7 | 7 | 14 | 5 | 5 | | 7 | 3 | 10 |
| 40-44 | 16 | 16 | 32 | 14 | 7 | 21 | 2 | 9 | 11 | 3 | 3 | | 5 | 3 | 8 |
| 45-49 | 23 | 12 | 35 | 9 | 10 | 19 | 14 | 2 | 16 | 3 | 1 | 2 | 2 | 4 | 6 |
| 50-54 | 5 | 8 | 13 | 9 | 8 | 17 | -4 | | -4 | 1 | | 1 | 2 | 4 | 6 |
| 55-59 | 10 | 14 | 24 | 9 | 8 | 17 | 1 | 6 | 7 | 2 | | 2 | 5 | 1 | 6 |
| 60-64 | 5 | 5 | 10 | 8 | 17 | 25 | -3 | -12 | -15 | | | | 4 | 4 | 4 |
| 65-69 | 9 | 17 | 26 | 13 | 7 | 20 | -4 | 10 | 6 | 1 | | 1 | 2 | 3 | 5 |
| 70-74 | 8 | 7 | 15 | 5 | 11 | 16 | 3 | -4 | -1 | | 1 | -1 | 3 | 6 | 9 |
| 75-79 | 1 | 2 | 3 | 2 | 3 | 5 | -1 | -1 | -2 | | | | 5 | 8 | 13 |
| 80-84 | | 4 | 4 | 3 | 2 | 5 | -3 | 2 | -1 | | | | 1 | 1 | 1 |
| 85- | 1 | | 1 | | 1 | 1 | 1 | -1 | | 1 | | 1 | 1 | 1 | 1 |
| SUMMA | 471 | 476 | 947 | 377 | 414 | 791 | 94 | 62 | 156 | 63 | 44 | 19 | 159 | 155 | 314 |
| KOMMUN 19 82 FAGERSTA | | | | | | | | | | | | | | | |
| - 4 | 41 | 37 | 78 | 51 | 44 | 95 | -10 | -7 | -17 | 23 | 22 | 1 | 3 | 2 | 5 |
| 5- 9 | 18 | 24 | 42 | 45 | 25 | 70 | -27 | -1 | -28 | 16 | 15 | 1 | 3 | | 3 |
| 10-14 | 10 | 13 | 23 | 21 | 26 | 47 | -11 | -13 | -24 | 8 | 8 | | | 1 | 1 |
| 15-19 | 29 | 42 | 71 | 28 | 52 | 80 | 1 | -10 | -9 | 27 | 16 | 11 | 1 | 1 | 2 |
| 20-24 | 94 | 83 | 177 | 111 | 99 | 210 | -17 | -16 | -33 | 53 | 45 | 8 | 2 | | 2 |
| 25-29 | 80 | 59 | 139 | 89 | 74 | 163 | -9 | -15 | -24 | 39 | 29 | 10 | 5 | 5 | 10 |
| 30-34 | 44 | 23 | 67 | 66 | 36 | 102 | -22 | -13 | -35 | 21 | 23 | -2 | | 1 | 1 |
| 35-39 | 23 | 9 | 32 | 28 | 17 | 45 | -5 | -8 | -13 | 12 | 15 | -3 | 2 | | 2 |
| 40-44 | 13 | 8 | 21 | 13 | 16 | 29 | | -8 | -8 | 5 | 2 | 3 | | | |
| 45-49 | 6 | 9 | 15 | 13 | 9 | 22 | -7 | | -7 | 4 | 5 | -1 | 1 | | 1 |
| 50-54 | 9 | 2 | 11 | 9 | 10 | 19 | | -8 | -8 | 3 | 2 | 1 | | | |
| 55-59 | 4 | 5 | 9 | 7 | 7 | 14 | -3 | -2 | -5 | 1 | 1 | | | | |
| 60-64 | 4 | 4 | 8 | 6 | 8 | 14 | -2 | -4 | -6 | 1 | 1 | | | 1 | 1 |
| 65-69 | 6 | 5 | 11 | 11 | 6 | 17 | -5 | -1 | -6 | 1 | | 1 | 1 | | 1 |
| 70-74 | 1 | 2 | 3 | 1 | 6 | 7 | | -4 | -4 | 1 | 1 | | | | |
| 75-79 | 1 | 1 | 2 | 2 | 1 | 3 | -1 | | -1 | | | | 2 | 1 | 3 |
| 80-84 | 1 | | 1 | 1 | 1 | 2 | | -1 | -1 | 1 | | 1 | | | |
| 85- | | | | | | | | | | | | | | | |
| SUMMA | 384 | 326 | 710 | 502 | 437 | 939 | -118 | -111 | -229 | 216 | 185 | 31 | 20 | 12 | 32 |

Tabell 6 (forts) Flyttningar efter kön, ålder och medborgarskap för kommuner 1975

| ÅLDER VID ÅRETS SLUT | INFLYTTNING | | | UTFLYTTNING | | | NETTOINFLYTTNING | | | OMFLYTTNING AV UTLÄNNINGAR | | | FLYTTNINGAR INOM OMRÅDET | | |
|-------------------------|-------------|-----|-------|-------------|-----|-------|------------------|------|-------|-------------------------------|-----|-------|-----------------------------|-----|-------|
| | M | KV | SUMMA | M | KV | SUMMA | M | KV | SUMMA | IN | UT | NETTO | M | KV | SUMMA |
| KOMMUN 19 83 KÖPING | | | | | | | | | | | | | | | |
| - 4 | 69 | 73 | 142 | 59 | 86 | 145 | 10 | -13 | -3 | 48 | 44 | 4 | 29 | 17 | 46 |
| 5- 9 | 36 | 50 | 86 | 55 | 63 | 118 | -19 | -13 | -32 | 27 | 43 | -16 | 23 | 17 | 40 |
| 10-14 | 29 | 23 | 52 | 29 | 41 | 70 | | -18 | -18 | 15 | 24 | -9 | 11 | 11 | 22 |
| 15-19 | 39 | 53 | 92 | 50 | 68 | 118 | -11 | -15 | -26 | 24 | 24 | | 19 | 44 | 63 |
| 20-24 | 121 | 121 | 242 | 148 | 139 | 287 | -27 | -18 | -45 | 69 | 72 | -3 | 39 | 47 | 86 |
| 25-29 | 156 | 114 | 270 | 138 | 109 | 247 | 18 | 5 | 23 | 74 | 64 | 10 | 44 | 27 | 71 |
| 30-34 | 52 | 42 | 94 | 86 | 44 | 130 | -34 | -2 | -36 | 27 | 44 | -17 | 27 | 19 | 46 |
| 35-39 | 40 | 23 | 63 | 42 | 29 | 71 | -2 | -6 | -8 | 16 | 21 | -5 | 8 | 8 | 16 |
| 40-44 | 16 | 11 | 27 | 36 | 22 | 58 | -20 | -11 | -31 | 11 | 16 | -5 | 4 | 7 | 11 |
| 45-49 | 18 | 14 | 32 | 25 | 17 | 42 | -7 | -3 | -10 | 4 | 3 | 1 | 10 | 8 | 18 |
| 50-54 | 9 | 16 | 25 | 18 | 13 | 31 | -9 | 3 | -6 | 6 | 6 | | 8 | 4 | 12 |
| 55-59 | 11 | 8 | 19 | 16 | 13 | 29 | -5 | -5 | -10 | 3 | 5 | -2 | 1 | 3 | 4 |
| 60-64 | 5 | 8 | 13 | 7 | 9 | 16 | -2 | -1 | -3 | 4 | 3 | 1 | 3 | 5 | 8 |
| 65-69 | 9 | 6 | 15 | 9 | 12 | 21 | | -6 | -6 | 3 | 3 | -2 | 2 | 3 | 5 |
| 70-74 | 6 | 7 | 13 | 6 | 8 | 14 | | -1 | -1 | | 1 | -1 | 4 | 3 | 7 |
| 75-79 | 5 | 1 | 6 | 1 | 1 | 2 | 4 | | 4 | | | | 4 | 1 | 5 |
| 80-84 | 2 | 1 | 3 | | | | 2 | 1 | 3 | 1 | | 1 | | 4 | 4 |
| 85- | | 1 | 1 | | 1 | 1 | | | | | | | | | |
| SUMMA | 623 | 572 | 1195 | 725 | 675 | 1400 | -102 | -103 | -205 | 330 | 373 | -43 | 236 | 228 | 464 |
| KOMMUN 19 84 ARBOGA | | | | | | | | | | | | | | | |
| - 4 | 37 | 45 | 82 | 36 | 40 | 76 | 1 | 5 | 6 | 11 | 7 | 4 | 11 | 7 | 18 |
| 5- 9 | 22 | 26 | 48 | 40 | 29 | 69 | -18 | -3 | -21 | 8 | 9 | -1 | 6 | 8 | 14 |
| 10-14 | 15 | 12 | 27 | 18 | 22 | 40 | -3 | -10 | -13 | 4 | 5 | -1 | 5 | 2 | 7 |
| 15-19 | 10 | 23 | 33 | 12 | 19 | 31 | -2 | 4 | 2 | 3 | 4 | -1 | 2 | 15 | 17 |
| 20-24 | 64 | 63 | 127 | 57 | 73 | 130 | 7 | -10 | -3 | 8 | 11 | -3 | 13 | 11 | 24 |
| 25-29 | 74 | 63 | 137 | 67 | 53 | 120 | 7 | 10 | 17 | 16 | 10 | 6 | 16 | 14 | 30 |
| 30-34 | 44 | 18 | 62 | 59 | 33 | 92 | -15 | -15 | -30 | 8 | 3 | 5 | 9 | 7 | 16 |
| 35-39 | 17 | 18 | 35 | 22 | 16 | 38 | -5 | 2 | -3 | 7 | 9 | -2 | 4 | 3 | 7 |
| 40-44 | 17 | 9 | 26 | 9 | 10 | 19 | 8 | -1 | 7 | 7 | 5 | 2 | 2 | 3 | 5 |
| 45-49 | 11 | 9 | 20 | 13 | 13 | 26 | -2 | -4 | -6 | 2 | 1 | 1 | 1 | 1 | 1 |
| 50-54 | 10 | 7 | 17 | 7 | 7 | 14 | 3 | | 3 | 1 | 1 | | 1 | 4 | 5 |
| 55-59 | 10 | 10 | 20 | 4 | 5 | 9 | 6 | 5 | 11 | 1 | 1 | | 6 | 2 | 8 |
| 60-64 | 8 | 8 | 16 | 11 | 7 | 18 | -3 | 1 | -2 | | | | 5 | 4 | 9 |
| 65-69 | 7 | 5 | 12 | 13 | 9 | 22 | -6 | -4 | -10 | 2 | | 2 | 2 | 2 | 4 |
| 70-74 | 4 | 8 | 12 | 3 | 6 | 9 | 1 | 5 | 6 | | 1 | -1 | 1 | 1 | 2 |
| 75-79 | 1 | 3 | 4 | | 2 | 2 | 1 | 1 | 2 | | | | 2 | 3 | 5 |
| 80-84 | 1 | 2 | 3 | 1 | | 1 | | 2 | 2 | | | | | 2 | 2 |
| 85- | 2 | 1 | 3 | | 2 | 2 | 2 | -1 | 1 | | | | 1 | | 1 |
| SUMMA | 354 | 330 | 684 | 372 | 343 | 715 | -18 | -13 | -31 | 78 | 67 | 11 | 86 | 89 | 175 |
| KOMMUN 20 21 VANSBRO | | | | | | | | | | | | | | | |
| - 4 | 19 | 17 | 36 | 7 | 7 | 14 | 12 | 10 | 22 | 1 | | 1 | 7 | 8 | 15 |
| 5- 9 | 11 | 14 | 25 | 10 | 9 | 19 | 1 | 5 | 6 | 2 | | 2 | 2 | 5 | 7 |
| 10-14 | 6 | 12 | 18 | 5 | 7 | 12 | 1 | 5 | 6 | | | | 2 | 2 | 4 |
| 15-19 | 8 | 14 | 22 | 11 | 21 | 32 | -3 | -7 | -10 | 3 | | 3 | 5 | 10 | 15 |
| 20-24 | 17 | 29 | 46 | 30 | 34 | 64 | -13 | -5 | -18 | 2 | 2 | | 5 | 13 | 18 |
| 25-29 | 23 | 23 | 46 | 22 | 10 | 32 | 1 | 13 | 14 | 1 | 1 | | 12 | 9 | 21 |
| 30-34 | 18 | 13 | 31 | 14 | 11 | 25 | 4 | 2 | 6 | | 2 | -2 | 4 | 8 | 12 |
| 35-39 | 6 | 9 | 15 | 7 | 9 | 16 | -1 | | -1 | | 1 | -1 | 1 | 1 | 1 |
| 40-44 | 9 | 2 | 11 | 5 | 3 | 8 | 4 | -1 | 3 | | 1 | -1 | 4 | 1 | 5 |
| 45-49 | 2 | 7 | 9 | 2 | 4 | 6 | | 3 | 3 | 2 | | 2 | 3 | 1 | 4 |
| 50-54 | 6 | 3 | 9 | 1 | 3 | 4 | 5 | | 5 | | | | | | |
| 55-59 | 2 | 3 | 5 | 2 | 2 | 4 | | 1 | 1 | | 1 | -1 | 2 | 2 | 4 |
| 60-64 | 3 | 8 | 11 | 1 | 3 | 4 | 2 | 5 | 7 | | | | 2 | 1 | 3 |
| 65-69 | 9 | 4 | 13 | 3 | 3 | 6 | 6 | 4 | 10 | | 1 | -1 | 3 | 1 | 4 |
| 70-74 | 1 | | 1 | 2 | | 2 | -1 | | -1 | | | | 2 | 1 | 3 |
| 75-79 | 1 | 3 | 4 | | | | 1 | 3 | 4 | | | | | 4 | 4 |
| 80-84 | 1 | | 1 | | | | 1 | | 1 | | | | 2 | 2 | 4 |
| 85- | | | | | 1 | 1 | | -1 | -1 | | | | | 1 | 1 |
| SUMMA | 142 | 161 | 303 | 122 | 124 | 246 | 20 | 37 | 57 | 11 | 9 | 2 | 55 | 70 | 125 |

| ÅLDER VID ÅRETS SLUT | INFLYTTNING | | | UTFLYTTNING | | | NETTOINFLYTTNING | | | OMFLYTTNING AV UTLÄNNINGAR | | | FLYTTNINGAR INOM OMRÅDET | | |
|-----------------------------|-------------|------------|------------|-------------|------------|------------|------------------|------------|------------|-------------------------------|-----------|-----------|-----------------------------|-----------|-----------|
| | M | KV | SUMMA | M | KV | SUMMA | M | KV | SUMMA | IN | UT | NETTO | M | KV | SUMMA |
| KOMMUN 20 23 MALUNG | | | | | | | | | | | | | | | |
| - 4 | 17 | 19 | 36 | 13 | 16 | 29 | 4 | 3 | 7 | 7 | | 7 | 7 | 3 | 10 |
| 5- 9 | 13 | 7 | 20 | 12 | 9 | 21 | 1 | -2 | -1 | 1 | | 1 | 3 | 1 | 4 |
| 10-14 | 7 | 6 | 13 | 10 | 8 | 18 | -3 | -2 | -5 | 2 | | 2 | | | |
| 15-19 | 12 | 27 | 39 | 8 | 30 | 38 | 4 | -3 | 1 | 6 | 3 | 3 | 1 | 2 | 3 |
| 20-24 | 26 | 54 | 80 | 34 | 59 | 93 | -8 | -5 | -13 | 8 | 4 | 4 | 4 | 9 | 13 |
| 25-29 | 32 | 19 | 51 | 28 | 26 | 54 | 4 | -7 | -3 | 4 | 3 | 1 | 5 | 6 | 11 |
| 30-34 | 15 | 15 | 30 | 16 | 12 | 28 | -1 | 3 | 2 | 5 | 3 | 2 | 3 | | 3 |
| 35-39 | 13 | 7 | 20 | 13 | 9 | 22 | | -2 | -2 | 3 | 2 | 1 | 1 | 1 | 2 |
| 40-44 | 6 | 10 | 16 | 5 | 4 | 9 | 1 | 6 | 7 | 2 | 1 | 1 | | 2 | 2 |
| 45-49 | 5 | 7 | 12 | 1 | 5 | 6 | 4 | 2 | 6 | 1 | 1 | | 2 | | 2 |
| 50-54 | 6 | 5 | 11 | 1 | 3 | 4 | 5 | 2 | 7 | | 1 | -1 | 1 | 2 | 3 |
| 55-59 | 2 | 3 | 5 | 5 | 2 | 7 | -3 | 1 | -2 | | | | | | |
| 60-64 | 2 | 1 | 3 | 3 | 1 | 4 | -1 | | -1 | | 1 | -1 | 1 | | 1 |
| 65-69 | 2 | 2 | 4 | 2 | 1 | 3 | | 1 | 1 | | | | | 1 | 1 |
| 70-74 | | | | | 1 | 1 | | -1 | -1 | | | | | | |
| 75-79 | 1 | 1 | 2 | 3 | 1 | 4 | -2 | | -2 | | | | | | |
| 80-84 | | 1 | 1 | | | | | 1 | 1 | 1 | | 1 | | | |
| 85- | | | | 1 | | 1 | -1 | | -1 | | | | | | |
| SUMMA | 159 | 184 | 343 | 155 | 187 | 342 | 4 | -3 | 1 | 40 | 19 | 21 | 28 | 27 | 55 |
| KOMMUN 20 26 GAGNEF | | | | | | | | | | | | | | | |
| - 4 | 48 | 39 | 87 | 15 | 14 | 29 | 33 | 25 | 58 | 5 | 2 | 3 | 9 | 3 | 12 |
| 5- 9 | 23 | 34 | 57 | 10 | 3 | 13 | 13 | 31 | 44 | 5 | 2 | 3 | 2 | 2 | 4 |
| 10-14 | 16 | 9 | 25 | 10 | 6 | 16 | 6 | 3 | 9 | 2 | | 2 | 1 | 1 | 2 |
| 15-19 | 11 | 22 | 33 | 10 | 19 | 29 | 1 | 3 | 4 | 3 | 1 | 2 | 2 | 3 | 5 |
| 20-24 | 33 | 47 | 80 | 29 | 45 | 74 | 4 | 2 | 6 | 2 | 7 | -5 | 5 | 10 | 15 |
| 25-29 | 47 | 33 | 80 | 24 | 17 | 41 | 23 | 16 | 39 | 3 | 2 | 1 | 10 | 4 | 14 |
| 30-34 | 33 | 32 | 65 | 22 | 12 | 34 | 11 | 20 | 31 | 2 | 1 | 1 | 4 | 2 | 6 |
| 35-39 | 17 | 15 | 32 | 7 | 5 | 12 | 10 | 10 | 20 | 2 | | 2 | 2 | 3 | 5 |
| 40-44 | 9 | 5 | 14 | 7 | 3 | 10 | 2 | 2 | 4 | 1 | 1 | | | 1 | 1 |
| 45-49 | 8 | 6 | 14 | 2 | 3 | 5 | 6 | 3 | 9 | 2 | | 2 | 1 | | 1 |
| 50-54 | 4 | 6 | 10 | 4 | 1 | 5 | | 5 | 5 | | | | | 1 | 1 |
| 55-59 | 5 | 6 | 11 | 2 | 2 | 5 | 5 | 4 | 9 | 1 | | 1 | 2 | | 2 |
| 60-64 | 9 | 7 | 16 | 3 | 5 | 8 | 6 | 2 | 8 | | 1 | -1 | 1 | | 1 |
| 65-69 | 9 | 5 | 14 | 3 | 1 | 4 | 6 | 4 | 10 | | | | | | |
| 70-74 | 1 | 2 | 3 | 2 | 2 | 4 | -1 | | -1 | | | | | 1 | 1 |
| 75-79 | 1 | | 1 | | 2 | 2 | 1 | -2 | -1 | | | | | | |
| 80-84 | | | | | 1 | 1 | | -1 | -1 | | | | | | |
| 85- | | | | 1 | | 1 | -1 | | -1 | | | | | | |
| SUMMA | 274 | 268 | 542 | 149 | 141 | 290 | 125 | 127 | 252 | 28 | 17 | 11 | 39 | 31 | 70 |
| KOMMUN 20 29 LEKSAND | | | | | | | | | | | | | | | |
| - 4 | 40 | 30 | 70 | 13 | 12 | 25 | 27 | 18 | 45 | 2 | | 2 | 2 | 8 | 10 |
| 5- 9 | 20 | 19 | 39 | 8 | 9 | 17 | 12 | 10 | 22 | 3 | | 3 | 1 | 3 | 4 |
| 10-14 | 19 | 12 | 31 | 8 | 4 | 12 | 11 | 8 | 19 | 2 | 1 | 1 | 2 | 3 | 5 |
| 15-19 | 13 | 20 | 33 | 16 | 24 | 40 | -3 | -4 | -7 | 1 | 3 | -2 | 3 | 1 | 4 |
| 20-24 | 34 | 59 | 93 | 45 | 66 | 111 | -11 | -7 | -18 | 4 | 4 | | 7 | 7 | 14 |
| 25-29 | 49 | 55 | 104 | 37 | 28 | 65 | 12 | 27 | 39 | 6 | 4 | 2 | 12 | 8 | 20 |
| 30-34 | 42 | 32 | 74 | 19 | 17 | 36 | 23 | 15 | 38 | 4 | 3 | 1 | 7 | 3 | 10 |
| 35-39 | 19 | 7 | 26 | 8 | 8 | 16 | 11 | -1 | 10 | | | | 2 | 5 | 7 |
| 40-44 | 8 | 14 | 22 | 8 | 4 | 12 | | 10 | 10 | 2 | 2 | | | 1 | 1 |
| 45-49 | 6 | 13 | 19 | 6 | 4 | 10 | | 9 | 9 | 2 | | 2 | 3 | 1 | 4 |
| 50-54 | 13 | 12 | 25 | 4 | 7 | 11 | 9 | 5 | 14 | | 1 | -1 | 3 | 2 | 5 |
| 55-59 | 13 | 11 | 24 | 6 | 4 | 10 | 7 | 7 | 14 | | 1 | -1 | 2 | 2 | 4 |
| 60-64 | 15 | 15 | 30 | 3 | 6 | 9 | 12 | 9 | 21 | 1 | 1 | | | | |
| 65-69 | 23 | 5 | 28 | 3 | 4 | 7 | 20 | 1 | 21 | | | | | 2 | 2 |
| 70-74 | 5 | 9 | 14 | 2 | 3 | 5 | 3 | 6 | 9 | | | | 1 | | 1 |
| 75-79 | 5 | 1 | 6 | 2 | 2 | 4 | 3 | -1 | 2 | | | | 1 | 1 | 2 |
| 80-84 | | 3 | 3 | | | | | 3 | 3 | | | | | | |
| 85- | | | | | | | | | | | | | | | |
| SUMMA | 324 | 317 | 641 | 188 | 202 | 390 | 136 | 115 | 251 | 27 | 20 | 7 | 46 | 47 | 93 |

Tabell 6 (forts) Flyttningar efter kön, ålder och medborgarskap för kommuner 1975

| ÅLDER VID ÅRETS SLUT | INFLYTTNING | | | UTFLYTTNING | | | NETTOINFLYTTNING | | | OMFLYTTNING AV UTLÄNNINGAR | | | FLYTTNINGAR INOM OMRÅDET | | |
|-------------------------|-------------|-----|-------|-------------|-----|-------|------------------|-----|-------|-------------------------------|----|-------|-----------------------------|----|-------|
| | M | KV | SUMMA | M | KV | SUMMA | M | KV | SUMMA | IN | UT | NETTO | M | KV | SUMMA |
| KOMMUN 20 31 RÄTTVIK | | | | | | | | | | | | | | | |
| - 4 | 27 | 31 | 58 | 14 | 12 | 26 | 13 | 19 | 32 | 4 | 1 | 3 | 1 | 4 | 5 |
| 5- 9 | 18 | 21 | 39 | 14 | 14 | 28 | 4 | 7 | 11 | | 1 | -1 | 4 | | 4 |
| 10-14 | 16 | 15 | 31 | 6 | 10 | 16 | 10 | 5 | 15 | 1 | 1 | | | 1 | 1 |
| 15-19 | 9 | 24 | 33 | 15 | 40 | 55 | -6 | -16 | -22 | 2 | 1 | 1 | 1 | | 1 |
| 20-24 | 31 | 46 | 77 | 44 | 61 | 105 | -13 | -15 | -28 | 5 | 2 | 3 | 6 | 5 | 11 |
| 25-29 | 43 | 47 | 90 | 43 | 34 | 77 | | 13 | 13 | 6 | 3 | 3 | 8 | 1 | 9 |
| 30-34 | 37 | 22 | 59 | 20 | 11 | 31 | 17 | 11 | 28 | 3 | 1 | 2 | 2 | 3 | 5 |
| 35-39 | 19 | 9 | 28 | 12 | 11 | 23 | 7 | -2 | 5 | 3 | 3 | | 3 | 1 | 4 |
| 40-44 | 9 | 10 | 19 | 5 | 5 | 10 | 4 | 5 | 9 | 1 | | 1 | | | |
| 45-49 | 11 | 7 | 18 | 3 | 4 | 7 | 8 | 3 | 11 | 2 | 1 | 1 | | 1 | 1 |
| 50-54 | 8 | 10 | 18 | 5 | 8 | 13 | 3 | 2 | 5 | 1 | 1 | | 1 | 1 | 2 |
| 55-59 | 10 | 14 | 24 | 6 | 4 | 10 | 4 | 10 | 14 | | | | 3 | | 3 |
| 60-64 | 10 | 13 | 23 | 4 | 4 | 8 | 6 | 9 | 15 | | | | 1 | 1 | 2 |
| 65-69 | 10 | 9 | 19 | 3 | 4 | 7 | 7 | 5 | 12 | | | | 2 | 2 | 4 |
| 70-74 | 7 | 6 | 13 | 2 | 1 | 3 | 5 | 5 | 10 | | | | | | |
| 75-79 | 1 | 2 | 3 | 2 | | 2 | -1 | 2 | 1 | | | | 1 | 1 | 2 |
| 80-84 | | 1 | 1 | | | | | 1 | 1 | | | | 1 | | 1 |
| 85- | | | | | | | | | | | | | | | |
| SUMMA | 266 | 287 | 553 | 198 | 223 | 421 | 68 | 64 | 132 | 28 | 15 | 13 | 34 | 21 | 55 |
| KOMMUN 20 34 ORSA | | | | | | | | | | | | | | | |
| - 4 | 17 | 30 | 47 | 9 | 18 | 27 | 8 | 12 | 20 | 6 | 1 | 5 | 1 | | 1 |
| 5- 9 | 16 | 18 | 34 | 10 | 12 | 22 | 6 | 6 | 12 | 2 | 2 | | | | |
| 10-14 | 8 | 9 | 17 | 4 | 7 | 11 | 4 | 2 | 6 | | | | | | |
| 15-19 | 10 | 16 | 26 | 10 | 17 | 27 | | -1 | -1 | 2 | | 2 | | | |
| 20-24 | 36 | 35 | 71 | 20 | 34 | 54 | 16 | 1 | 17 | 1 | 1 | | 1 | 2 | 3 |
| 25-29 | 35 | 34 | 69 | 30 | 19 | 49 | 5 | 15 | 20 | 3 | 2 | 1 | | 1 | 1 |
| 30-34 | 20 | 14 | 34 | 14 | 10 | 24 | 6 | 4 | 10 | 5 | 1 | 4 | | 1 | 1 |
| 35-39 | 9 | 12 | 21 | 5 | 4 | 9 | 4 | 8 | 12 | 2 | | 2 | | | |
| 40-44 | 7 | 2 | 9 | 6 | 6 | 12 | 1 | -4 | -3 | 1 | 1 | | | | |
| 45-49 | 7 | 7 | 14 | 6 | 4 | 10 | 1 | 3 | 4 | | | | | | |
| 50-54 | 3 | 4 | 7 | 2 | 3 | 5 | 1 | 1 | 2 | | | | 1 | | 1 |
| 55-59 | 5 | 5 | 10 | 3 | 3 | 3 | 2 | 5 | 7 | | | | | | |
| 60-64 | 5 | 3 | 8 | | 3 | 3 | 5 | 5 | 5 | 1 | | 1 | | | |
| 65-69 | 6 | 3 | 9 | 2 | 1 | 3 | 4 | 2 | 6 | | | | 1 | | 1 |
| 70-74 | 2 | 4 | 6 | | 1 | 1 | 2 | 3 | 5 | | | | | | |
| 75-79 | 1 | 1 | 2 | 2 | 1 | 3 | -1 | | -1 | | | | 1 | | 1 |
| 80-84 | 1 | 2 | 3 | | 1 | 1 | 1 | 1 | 2 | | | | | 1 | 1 |
| 85- | | | | | | | | | | | | | | | |
| SUMMA | 188 | 199 | 387 | 123 | 141 | 264 | 65 | 58 | 123 | 23 | 8 | 15 | 5 | 5 | 10 |
| KOMMUN 20 39 KLVDALLEN | | | | | | | | | | | | | | | |
| - 4 | 17 | 16 | 33 | 18 | 11 | 29 | -1 | 5 | 4 | 4 | 1 | 3 | 3 | 3 | 6 |
| 5- 9 | 16 | 10 | 26 | 8 | 8 | 16 | 8 | 2 | 10 | 2 | 1 | 1 | 1 | 2 | 3 |
| 10-14 | 13 | 4 | 17 | 5 | 3 | 8 | 8 | 1 | 9 | | 1 | -1 | | 1 | 1 |
| 15-19 | 11 | 13 | 24 | 12 | 35 | 47 | -1 | -22 | -23 | | 2 | -2 | 1 | 4 | 5 |
| 20-24 | 14 | 24 | 38 | 27 | 46 | 73 | -13 | -22 | -35 | 2 | 1 | 1 | 5 | 8 | 13 |
| 25-29 | 19 | 24 | 43 | 32 | 19 | 51 | -13 | 5 | -8 | 2 | 1 | 1 | 3 | 4 | 7 |
| 30-34 | 20 | 8 | 28 | 15 | 10 | 25 | 5 | -2 | 3 | 2 | 4 | -2 | 2 | 1 | 3 |
| 35-39 | 6 | 8 | 14 | 5 | 7 | 12 | 1 | 1 | 2 | 1 | 1 | | 2 | 1 | 3 |
| 40-44 | 9 | 7 | 16 | 7 | 5 | 12 | 2 | 2 | 4 | | 1 | -1 | 1 | | 1 |
| 45-49 | 2 | 3 | 5 | 4 | 1 | 5 | -2 | 2 | 2 | | | | | 1 | 1 |
| 50-54 | 3 | 3 | 6 | 5 | 7 | 12 | -2 | -4 | -6 | | | | 1 | | 1 |
| 55-59 | 5 | 6 | 11 | 6 | 4 | 10 | -1 | 2 | 1 | 1 | 1 | | | | |
| 60-64 | 1 | 3 | 4 | 2 | 2 | 2 | 1 | 1 | 2 | | | | 1 | | 1 |
| 65-69 | 2 | 1 | 3 | 3 | 2 | 5 | -1 | -1 | -2 | | | | | | |
| 70-74 | | | | 1 | 3 | 4 | -1 | -3 | -4 | | | | | | |
| 75-79 | | | | | | | | | | | | | | | |
| 80-84 | | | | | | | | | | | | | | | |
| 85- | | | | | | | | | | | | | | | |
| SUMMA | 138 | 130 | 268 | 148 | 163 | 311 | -10 | -33 | -43 | 14 | 14 | | 20 | 25 | 45 |

| ÅLDER VID ÅRETS SLUT | INFLYTTNING | | | UTFLYTTNING | | | NETTOINFLYTTNING | | | OMFLYTTNING AV UTLÄNNINGAR | | | FLYTTNINGAR INOM OMRÅDET | | |
|-------------------------|--------------|------|-------|-------------|-----|-------|------------------|-----|-------|-------------------------------|----|-------|-----------------------------|-----|-------|
| | M | KV | SUMMA | M | KV | SUMMA | M | KV | SUMMA | IN | UT | NETTO | M | KV | SUMMA |
| KOMMUN 20 61 | SMEDJEBACKEN | | | | | | | | | | | | | | |
| - 4 | 45 | 31 | 76 | 30 | 31 | 61 | 15 | | 15 | 13 | 15 | -2 | 1 | 2 | 3 |
| 5- 9 | 30 | 23 | 53 | 25 | 30 | 55 | 5 | -7 | -2 | 7 | 6 | 1 | 4 | 1 | 5 |
| 10-14 | 17 | 11 | 28 | 14 | 15 | 29 | 3 | -4 | -1 | 2 | 5 | -3 | | 1 | 1 |
| 15-19 | 11 | 37 | 48 | 22 | 35 | 57 | -11 | 2 | -9 | 12 | 9 | 3 | | 3 | 3 |
| 20-24 | 46 | 57 | 103 | 63 | 78 | 141 | -17 | -21 | -38 | 10 | 18 | -8 | 4 | 6 | 10 |
| 25-29 | 76 | 53 | 129 | 62 | 40 | 102 | 14 | 13 | 27 | 24 | 13 | 11 | 1 | 4 | 5 |
| 30-34 | 48 | 29 | 77 | 45 | 27 | 72 | 3 | 2 | 5 | 8 | 7 | 1 | 4 | 4 | 4 |
| 35-39 | 18 | 16 | 34 | 20 | 13 | 33 | -2 | 3 | 1 | 4 | 9 | -5 | | 2 | 2 |
| 40-44 | 6 | 10 | 16 | 12 | 6 | 18 | -6 | 4 | -2 | 2 | 2 | | 1 | | 1 |
| 45-49 | 6 | 10 | 16 | 8 | 5 | 13 | -2 | 5 | 3 | 3 | | 3 | 1 | | 1 |
| 50-54 | 6 | 7 | 13 | 6 | 5 | 11 | | 2 | 2 | 4 | 5 | -1 | | | |
| 55-59 | 7 | 8 | 15 | 4 | 5 | 9 | 3 | 3 | 6 | | 1 | -1 | | | |
| 60-64 | 2 | 5 | 7 | 4 | 3 | 7 | -2 | 2 | | | 1 | -1 | | 1 | 1 |
| 65-69 | 5 | 2 | 7 | 5 | 7 | 12 | | -5 | -5 | | | | 1 | | 1 |
| 70-74 | | 2 | 2 | 1 | 2 | 3 | -1 | | -1 | | | | | | |
| 75-79 | 2 | 3 | 5 | 1 | 2 | 3 | 1 | 1 | 2 | | | | | | |
| 80-84 | 1 | | 1 | | 2 | 2 | 1 | -2 | -1 | | | | | | |
| 85- | | | | 1 | 1 | 2 | -1 | -1 | -2 | | | | | | |
| SUMMA | 326 | 304 | 630 | 323 | 307 | 630 | 3 | -3 | | 89 | 91 | -2 | 17 | 20 | 37 |
| KOMMUN 20 62 | MORA | | | | | | | | | | | | | | |
| - 4 | 58 | 37 | 95 | 33 | 35 | 68 | 25 | 2 | 27 | 5 | 5 | | 12 | 5 | 17 |
| 5- 9 | 25 | 28 | 53 | 17 | 18 | 35 | 8 | 10 | 18 | 3 | 1 | 2 | 7 | 3 | 10 |
| 10-14 | 15 | 12 | 27 | 12 | 10 | 22 | 3 | 2 | 5 | 3 | | 3 | | 1 | 1 |
| 15-19 | 18 | 29 | 47 | 15 | 31 | 46 | 3 | -2 | 1 | | 1 | -1 | 2 | 6 | 8 |
| 20-24 | 53 | 82 | 135 | 50 | 86 | 136 | 3 | -4 | -1 | 6 | 5 | 1 | 4 | 14 | 18 |
| 25-29 | 98 | 83 | 181 | 58 | 57 | 115 | 40 | 26 | 66 | 8 | 10 | -2 | 14 | 12 | 26 |
| 30-34 | 40 | 36 | 76 | 25 | 21 | 46 | 15 | 15 | 30 | 2 | 2 | | 8 | 5 | 13 |
| 35-39 | 20 | 14 | 34 | 16 | 14 | 30 | 4 | | 4 | | 2 | -2 | 2 | 3 | 5 |
| 40-44 | 13 | 14 | 27 | 10 | 11 | 21 | 3 | 3 | 6 | 1 | 1 | | 2 | 3 | 5 |
| 45-49 | 7 | 7 | 14 | 6 | 4 | 10 | 1 | 3 | 4 | | | | 1 | 2 | 3 |
| 50-54 | 6 | 7 | 13 | 3 | 2 | 5 | 3 | 5 | 8 | | | | 2 | 1 | 3 |
| 55-59 | 9 | 10 | 19 | 3 | 7 | 10 | 6 | 3 | 9 | | | | 2 | 1 | 3 |
| 60-64 | 8 | 10 | 18 | 5 | 2 | 7 | 3 | 8 | 11 | | | | 1 | | 1 |
| 65-69 | 12 | 13 | 25 | 5 | 7 | 12 | 7 | 6 | 13 | | 1 | -1 | 2 | 2 | 4 |
| 70-74 | 5 | 6 | 11 | 2 | 6 | 8 | 3 | | 3 | | | | 1 | | 1 |
| 75-79 | 3 | 2 | 5 | 4 | 4 | 8 | -1 | -2 | -3 | | 2 | -2 | | | |
| 80-84 | 1 | 1 | 2 | | | | 1 | 1 | 2 | | | | | | 1 |
| 85- | 1 | | 1 | | | | 1 | | 1 | | | | | | 1 |
| SUMMA | 392 | 391 | 783 | 264 | 315 | 579 | 128 | 76 | 204 | 28 | 30 | -2 | 60 | 59 | 119 |
| KOMMUN 20 80 | FALUN | | | | | | | | | | | | | | |
| - 4 | 141 | 126 | 267 | 90 | 73 | 163 | 51 | 53 | 104 | 15 | 14 | 1 | 113 | 113 | 226 |
| 5- 9 | 101 | 87 | 188 | 66 | 57 | 123 | 35 | 30 | 65 | 13 | 9 | 4 | 58 | 52 | 110 |
| 10-14 | 59 | 81 | 140 | 27 | 25 | 52 | 32 | 56 | 88 | 5 | 5 | | 31 | 44 | 75 |
| 15-19 | 57 | 125 | 182 | 26 | 73 | 99 | 31 | 52 | 83 | 12 | 7 | 5 | 33 | 75 | 108 |
| 20-24 | 171 | 274 | 445 | 137 | 226 | 363 | 34 | 48 | 82 | 19 | 9 | 10 | 137 | 186 | 323 |
| 25-29 | 243 | 230 | 473 | 185 | 185 | 370 | 58 | 45 | 103 | 20 | 12 | 8 | 173 | 135 | 308 |
| 30-34 | 151 | 121 | 272 | 101 | 77 | 178 | 50 | 44 | 94 | 12 | 14 | -2 | 116 | 89 | 205 |
| 35-39 | 83 | 84 | 167 | 46 | 32 | 78 | 37 | 52 | 89 | 7 | 3 | 4 | 48 | 36 | 84 |
| 40-44 | 65 | 28 | 93 | 25 | 19 | 44 | 40 | 9 | 49 | 6 | 3 | 3 | 36 | 28 | 64 |
| 45-49 | 31 | 25 | 56 | 19 | 17 | 36 | 12 | 8 | 20 | 4 | 5 | -1 | 22 | 24 | 46 |
| 50-54 | 17 | 25 | 42 | 24 | 21 | 45 | -7 | 4 | -3 | 2 | 2 | | 29 | 27 | 56 |
| 55-59 | 19 | 15 | 34 | 13 | 11 | 24 | 6 | 4 | 10 | | | | 19 | 22 | 41 |
| 60-64 | 13 | 16 | 29 | 12 | 17 | 29 | 1 | -1 | | | | | 20 | 15 | 35 |
| 65-69 | 25 | 14 | 39 | 10 | 13 | 23 | 15 | 1 | 16 | 1 | 1 | | 14 | 17 | 31 |
| 70-74 | 5 | 13 | 18 | 6 | 14 | 20 | -1 | -1 | -2 | 1 | | 1 | 12 | 8 | 20 |
| 75-79 | 3 | 5 | 8 | 4 | 2 | 6 | -1 | 3 | 2 | 1 | 1 | | 9 | 8 | 17 |
| 80-84 | 3 | | 3 | | 2 | 2 | 3 | -2 | 1 | | | | 6 | 10 | 16 |
| 85- | 2 | | 2 | | 1 | 1 | 2 | -1 | 1 | | | | 3 | 8 | 11 |
| SUMMA | 1189 | 1269 | 2458 | 791 | 865 | 1656 | 398 | 404 | 802 | 118 | 85 | 33 | 879 | 897 | 1776 |

Tabell 6 (forts) Flyttningar efter kön, ålder och medborgarskap för kommuner 1975

| ÅLDER VID ÅRETS SLUT | INFLYTTNING | | | UTFLYTTNING | | | NETTOINFLYTTNING | | | OMFLYTTNING AV UTLÄNNINGAR | | | FLYTTNINGAR INOM OMRÅDET | | |
|-------------------------|-------------|------|-------|-------------|------|-------|------------------|-----|-------|-------------------------------|-----|-------|-----------------------------|-----|-------|
| | M | KV | SUMMA | M | KV | SUMMA | M | KV | SUMMA | IN | UT | NETTO | M | KV | SUMMA |
| KOMMUN 20 81 | BORLÄNGE | | | | | | | | | | | | | | |
| - 4 | 143 | 151 | 294 | 156 | 121 | 277 | -13 | 30 | 17 | 69 | 43 | 26 | 78 | 82 | 160 |
| 5- 9 | 108 | 89 | 197 | 96 | 83 | 179 | 12 | 6 | 18 | 38 | 25 | 13 | 51 | 59 | 110 |
| 10-14 | 52 | 41 | 93 | 45 | 54 | 99 | 7 | -13 | -6 | 22 | 10 | 12 | 56 | 41 | 97 |
| 15-19 | 89 | 145 | 234 | 54 | 91 | 145 | 35 | 54 | 89 | 56 | 25 | 31 | 76 | 62 | 98 |
| 20-24 | 251 | 249 | 500 | 198 | 251 | 449 | 53 | -2 | 51 | 107 | 57 | 50 | 99 | 110 | 209 |
| 25-29 | 241 | 171 | 412 | 244 | 179 | 423 | -3 | -8 | -11 | 83 | 68 | 15 | 143 | 109 | 252 |
| 30-34 | 163 | 99 | 262 | 123 | 87 | 210 | 40 | 12 | 52 | 50 | 32 | 18 | 91 | 70 | 161 |
| 35-39 | 92 | 51 | 143 | 73 | 42 | 115 | 19 | 9 | 28 | 36 | 17 | 19 | 48 | 38 | 86 |
| 40-44 | 59 | 42 | 101 | 42 | 35 | 77 | 17 | 7 | 24 | 35 | 13 | 22 | 36 | 24 | 60 |
| 45-49 | 36 | 35 | 71 | 33 | 33 | 66 | 3 | 2 | 5 | 17 | 9 | 8 | 23 | 15 | 38 |
| 50-54 | 39 | 21 | 60 | 28 | 23 | 51 | 11 | -2 | 9 | 6 | 4 | 2 | 11 | 18 | 29 |
| 55-59 | 21 | 20 | 41 | 22 | 23 | 45 | -1 | -3 | -4 | 5 | 3 | 2 | 15 | 8 | 23 |
| 60-64 | 8 | 20 | 28 | 23 | 11 | 34 | -15 | 9 | -6 | | 1 | -1 | 13 | 14 | 27 |
| 65-69 | 14 | 14 | 28 | 12 | 15 | 27 | 2 | -1 | 1 | 2 | 1 | 1 | 8 | 5 | 13 |
| 70-74 | 7 | 12 | 19 | 5 | 6 | 11 | 2 | 6 | 8 | 4 | 1 | 3 | 2 | 1 | 3 |
| 75-79 | 4 | 4 | 8 | 3 | 6 | 9 | 1 | -2 | -1 | 1 | | 1 | 2 | 8 | 10 |
| 80-84 | 1 | 2 | 3 | | 2 | 2 | 1 | | 1 | | | 1 | 7 | 2 | 9 |
| 85- | 1 | 2 | 3 | | 1 | 1 | 1 | 1 | 2 | | | -1 | 7 | 2 | 9 |
| SUMMA | 1329 | 1168 | 2497 | 1157 | 1063 | 2220 | 172 | 105 | 277 | 531 | 310 | 221 | 719 | 668 | 1387 |
| KOMMUN 20 82 | SÄTER | | | | | | | | | | | | | | |
| - 4 | 32 | 33 | 65 | 8 | 12 | 20 | 24 | 21 | 45 | 6 | | 6 | 5 | 6 | 11 |
| 5- 9 | 38 | 31 | 69 | 14 | 11 | 25 | 24 | 20 | 44 | 4 | 1 | 3 | 2 | 2 | 4 |
| 10-14 | 17 | 12 | 29 | 8 | 7 | 15 | 9 | 5 | 14 | 1 | | 1 | 3 | 2 | 5 |
| 15-19 | 15 | 24 | 39 | 17 | 32 | 49 | -2 | -8 | -10 | 1 | 2 | -1 | | 9 | 9 |
| 20-24 | 39 | 65 | 104 | 38 | 61 | 99 | 1 | 4 | 5 | 2 | 1 | 1 | 6 | 10 | 16 |
| 25-29 | 54 | 57 | 111 | 41 | 34 | 75 | 13 | 23 | 36 | 8 | 2 | 6 | 10 | 4 | 14 |
| 30-34 | 43 | 33 | 76 | 9 | 15 | 24 | 34 | 18 | 52 | 5 | 2 | 3 | 3 | 4 | 7 |
| 35-39 | 14 | 3 | 17 | 12 | 7 | 19 | 2 | -4 | -2 | 1 | | 1 | | 2 | 2 |
| 40-44 | 6 | 11 | 17 | 5 | 3 | 8 | 1 | 8 | 9 | 1 | | 1 | 1 | 2 | 3 |
| 45-49 | 10 | 11 | 21 | 7 | 4 | 11 | 3 | 7 | 10 | | | | 4 | 1 | 5 |
| 50-54 | 9 | 11 | 20 | 3 | 3 | 6 | 6 | 8 | 14 | 1 | | 1 | 1 | 2 | 3 |
| 55-59 | 8 | 5 | 13 | 3 | 5 | 8 | 5 | 5 | 5 | | | | 1 | | 1 |
| 60-64 | 6 | 4 | 10 | 4 | 2 | 6 | 2 | 2 | 4 | | | | | | |
| 65-69 | 3 | 6 | 9 | 2 | 4 | 6 | 1 | 2 | 3 | | | | 1 | | 1 |
| 70-74 | 1 | 2 | 3 | 2 | 3 | 5 | -1 | -1 | -2 | | 1 | -1 | 1 | | 1 |
| 75-79 | 1 | | 1 | | 2 | 2 | 1 | -2 | -1 | | | | | | 2 |
| 80-84 | | | | | 1 | 1 | | -1 | -1 | | | | | | 1 |
| 85- | | | | | | | | | | | | | | | 1 |
| SUMMA | 296 | 308 | 604 | 173 | 206 | 379 | 123 | 102 | 225 | 30 | 9 | 21 | 40 | 46 | 86 |
| KOMMUN 20 83 | HEDEMORA | | | | | | | | | | | | | | |
| - 4 | 41 | 42 | 83 | 35 | 23 | 58 | 6 | 19 | 25 | 12 | 16 | -4 | 3 | 10 | 13 |
| 5- 9 | 36 | 23 | 59 | 25 | 25 | 50 | 11 | -2 | 9 | 10 | 12 | -2 | 2 | 1 | 3 |
| 10-14 | 10 | 14 | 24 | 9 | 11 | 20 | 1 | 3 | 4 | 3 | 4 | -1 | 5 | 2 | 7 |
| 15-19 | 18 | 33 | 51 | 15 | 47 | 62 | 3 | -14 | -11 | 10 | 13 | -3 | 7 | 13 | 20 |
| 20-24 | 67 | 75 | 142 | 102 | 86 | 188 | -35 | -11 | -46 | 22 | 23 | -1 | 16 | 21 | 37 |
| 25-29 | 86 | 55 | 141 | 67 | 51 | 118 | 19 | 4 | 23 | 23 | 11 | 12 | 18 | 12 | 30 |
| 30-34 | 37 | 30 | 67 | 29 | 24 | 53 | 8 | 6 | 14 | 3 | 8 | -5 | 6 | 3 | 9 |
| 35-39 | 29 | 13 | 42 | 17 | 12 | 29 | 12 | 1 | 13 | 6 | 4 | 2 | 4 | 1 | 5 |
| 40-44 | 15 | 11 | 26 | 10 | 5 | 15 | 5 | 6 | 11 | 2 | 3 | -1 | 1 | 2 | 3 |
| 45-49 | 10 | 4 | 14 | 7 | 13 | 20 | 3 | -9 | -6 | | | | 3 | 3 | 6 |
| 50-54 | 9 | 8 | 17 | 8 | 3 | 11 | 1 | 5 | 6 | 4 | 2 | 2 | 1 | 3 | 4 |
| 55-59 | 6 | 3 | 9 | 3 | 7 | 10 | 3 | -4 | -1 | | | | 1 | 2 | 3 |
| 60-64 | 6 | 6 | 12 | 5 | 8 | 13 | 1 | -2 | -1 | | | | 2 | 1 | 3 |
| 65-69 | 3 | 2 | 5 | 10 | 10 | 20 | -7 | -8 | -15 | | | | 1 | 3 | 4 |
| 70-74 | 4 | 4 | 8 | 5 | 4 | 9 | -1 | | -1 | | | | 3 | 3 | 6 |
| 75-79 | | | | 6 | 2 | 8 | -6 | -2 | -8 | | | | | 1 | 2 |
| 80-84 | 1 | 2 | 3 | | 2 | 2 | 1 | | 1 | 1 | | | 3 | 5 | 8 |
| 85- | | | | 1 | 1 | 2 | -1 | -1 | -2 | | | | | 4 | 4 |
| SUMMA | 378 | 325 | 703 | 354 | 334 | 688 | 24 | -9 | 15 | 96 | 97 | -1 | 77 | 90 | 167 |

| ÅLDER VID ÅRETS SLUT | INFLYTTNING | | | UTFLYTTNING | | | NETTOINFLYTTNING | | | OMFLYTTNING AV UTLÄNNINGAR | | | FLYTTNINGAR INOM OMRÅDET | | |
|-------------------------|-------------|-----|-------|-------------|-----|-------|------------------|-----|-------|-------------------------------|-----|-------|-----------------------------|-----|-------|
| | M | KV | SUMMA | M | KV | SUMMA | M | KV | SUMMA | IN | UT | NETTO | M | KV | SUMMA |
| KOMMUN 20 84 AVESTA | | | | | | | | | | | | | | | |
| - 4 | 46 | 57 | 103 | 52 | 64 | 116 | -6 | -7 | -13 | 14 | 15 | -1 | 55 | 62 | 117 |
| 5- 9 | 32 | 37 | 69 | 45 | 45 | 90 | -13 | -8 | -21 | 7 | 10 | -3 | 30 | 45 | 75 |
| 10-14 | 36 | 33 | 69 | 31 | 22 | 53 | 5 | 11 | 16 | 7 | 8 | -1 | 28 | 35 | 63 |
| 15-19 | 43 | 62 | 105 | 47 | 58 | 105 | -4 | 4 | 0 | 16 | 13 | 3 | 45 | 76 | 121 |
| 20-24 | 71 | 89 | 160 | 113 | 134 | 247 | -42 | -45 | -87 | 27 | 33 | -6 | 116 | 108 | 224 |
| 25-29 | 91 | 71 | 162 | 117 | 86 | 203 | -26 | -15 | -41 | 12 | 15 | -3 | 110 | 70 | 180 |
| 30-34 | 49 | 41 | 90 | 57 | 49 | 106 | -8 | -8 | -16 | 7 | 11 | -4 | 63 | 36 | 99 |
| 35-39 | 26 | 25 | 51 | 32 | 18 | 50 | -6 | 7 | 1 | 9 | 9 | 0 | 34 | 22 | 56 |
| 40-44 | 20 | 12 | 32 | 15 | 18 | 33 | 5 | -6 | -1 | 2 | 7 | -5 | 21 | 15 | 36 |
| 45-49 | 15 | 16 | 31 | 18 | 7 | 25 | -3 | 9 | 6 | 11 | 7 | 4 | 22 | 15 | 37 |
| 50-54 | 10 | 5 | 15 | 9 | 16 | 25 | 1 | -11 | -10 | 3 | 1 | 2 | 21 | 14 | 35 |
| 55-59 | 6 | 7 | 13 | 9 | 7 | 16 | -3 | 0 | -3 | 1 | 1 | 1 | 19 | 17 | 36 |
| 60-64 | 5 | 10 | 15 | 10 | 12 | 22 | -5 | -2 | -7 | 1 | 1 | 0 | 13 | 15 | 28 |
| 65-69 | 7 | 7 | 14 | 17 | 10 | 27 | -10 | -3 | -13 | 0 | 2 | -2 | 12 | 13 | 25 |
| 70-74 | 5 | 9 | 14 | 3 | 3 | 6 | 2 | 6 | 8 | 2 | 0 | 2 | 14 | 7 | 21 |
| 75-79 | 2 | 4 | 6 | 1 | 0 | 1 | 1 | 4 | 5 | 0 | 0 | 0 | 4 | 10 | 14 |
| 80-84 | 3 | 1 | 4 | 1 | 1 | 2 | 2 | 0 | 2 | 0 | 0 | 0 | 5 | 2 | 7 |
| 85- | 1 | 0 | 1 | 1 | 0 | 1 | 0 | 0 | 1 | 0 | 0 | 0 | 1 | 2 | 3 |
| SUMMA | 468 | 486 | 954 | 578 | 550 | 1128 | -110 | -64 | -174 | 119 | 132 | -13 | 613 | 564 | 1177 |
| KOMMUN 20 85 LUDVIKA | | | | | | | | | | | | | | | |
| - 4 | 91 | 80 | 171 | 76 | 58 | 134 | 15 | 22 | 37 | 37 | 24 | 13 | 26 | 22 | 48 |
| 5- 9 | 67 | 62 | 129 | 53 | 44 | 97 | 14 | 18 | 32 | 21 | 21 | 0 | 14 | 11 | 25 |
| 10-14 | 37 | 35 | 72 | 34 | 45 | 79 | 3 | -10 | -7 | 8 | 17 | -9 | 17 | 12 | 29 |
| 15-19 | 56 | 76 | 132 | 44 | 76 | 120 | 12 | 0 | 12 | 28 | 14 | 14 | 15 | 28 | 43 |
| 20-24 | 188 | 166 | 354 | 136 | 139 | 275 | 52 | 27 | 79 | 63 | 29 | 34 | 46 | 42 | 88 |
| 25-29 | 165 | 113 | 278 | 140 | 100 | 240 | 25 | 13 | 38 | 50 | 32 | 18 | 37 | 31 | 68 |
| 30-34 | 94 | 63 | 157 | 85 | 54 | 139 | 9 | 9 | 18 | 32 | 25 | 7 | 27 | 10 | 37 |
| 35-39 | 52 | 25 | 77 | 34 | 28 | 62 | 18 | -3 | 15 | 21 | 13 | 8 | 15 | 13 | 28 |
| 40-44 | 24 | 22 | 46 | 26 | 27 | 53 | -2 | -5 | -7 | 7 | 9 | -2 | 5 | 13 | 18 |
| 45-49 | 29 | 16 | 45 | 22 | 21 | 43 | 7 | -5 | 2 | 5 | 6 | -1 | 5 | 8 | 13 |
| 50-54 | 18 | 22 | 40 | 21 | 18 | 39 | -3 | 4 | 1 | 9 | 4 | 5 | 4 | 5 | 9 |
| 55-59 | 15 | 11 | 26 | 11 | 9 | 20 | 4 | 2 | 6 | 0 | 1 | -1 | 5 | 10 | 15 |
| 60-64 | 12 | 11 | 23 | 9 | 12 | 21 | 3 | -1 | 2 | 1 | 0 | 1 | 5 | 3 | 8 |
| 65-69 | 18 | 21 | 39 | 10 | 13 | 23 | 8 | 8 | 16 | 0 | 1 | -1 | 4 | 4 | 8 |
| 70-74 | 6 | 6 | 12 | 6 | 1 | 7 | 5 | 5 | 5 | 0 | 1 | -1 | 1 | 2 | 3 |
| 75-79 | 5 | 7 | 12 | 2 | 7 | 9 | 3 | 0 | 3 | 2 | 1 | 1 | 1 | 3 | 4 |
| 80-84 | 0 | 2 | 2 | 0 | 0 | 0 | 0 | 2 | 2 | 0 | 0 | 0 | 1 | 2 | 3 |
| 85- | 0 | 0 | 0 | 0 | 1 | 1 | -1 | -1 | 0 | 0 | 0 | 0 | 1 | 0 | 1 |
| SUMMA | 877 | 738 | 1615 | 709 | 653 | 1362 | 168 | 85 | 253 | 284 | 198 | 86 | 229 | 219 | 448 |
| KOMMUN 21 01 ÖCKELBO | | | | | | | | | | | | | | | |
| - 4 | 18 | 11 | 29 | 10 | 9 | 19 | 8 | 2 | 10 | 3 | 0 | 3 | 1 | 2 | 3 |
| 5- 9 | 11 | 7 | 18 | 9 | 3 | 12 | 2 | 4 | 6 | 1 | 1 | 0 | 1 | 1 | 2 |
| 10-14 | 5 | 6 | 11 | 3 | 2 | 5 | 2 | 4 | 6 | 1 | 1 | 0 | 0 | 1 | 1 |
| 15-19 | 4 | 10 | 14 | 8 | 10 | 18 | -4 | 0 | -4 | 0 | 0 | 0 | 0 | 0 | 0 |
| 20-24 | 18 | 18 | 36 | 30 | 24 | 54 | -12 | -6 | -18 | 3 | 0 | 3 | 2 | 1 | 3 |
| 25-29 | 20 | 13 | 33 | 19 | 16 | 35 | 1 | -3 | -2 | 1 | 2 | -1 | 4 | 1 | 5 |
| 30-34 | 9 | 11 | 20 | 6 | 4 | 10 | 3 | 7 | 10 | 0 | 0 | 0 | 2 | 1 | 3 |
| 35-39 | 9 | 5 | 14 | 4 | 4 | 8 | 5 | 1 | 6 | 0 | 0 | 0 | 0 | 0 | 0 |
| 40-44 | 2 | 2 | 4 | 3 | 3 | 6 | -1 | -1 | -2 | 0 | 0 | 0 | 0 | 1 | 1 |
| 45-49 | 2 | 4 | 6 | 5 | 2 | 7 | -3 | 2 | -1 | 0 | 0 | 0 | 0 | 0 | 0 |
| 50-54 | 4 | 3 | 7 | 4 | 1 | 5 | 0 | 2 | 2 | 0 | 0 | 0 | 0 | 1 | 1 |
| 55-59 | 6 | 4 | 10 | 6 | 0 | 6 | 6 | 4 | 10 | 0 | 0 | 0 | 1 | 1 | 2 |
| 60-64 | 2 | 4 | 6 | 1 | 4 | 5 | 1 | 1 | 1 | 1 | 0 | 1 | 0 | 1 | 1 |
| 65-69 | 8 | 1 | 9 | 2 | 3 | 5 | 6 | -2 | 4 | 0 | 0 | 0 | 0 | 0 | 0 |
| 70-74 | 2 | 4 | 6 | 2 | 0 | 2 | 0 | 4 | 4 | 0 | 0 | 0 | 0 | 1 | 1 |
| 75-79 | 1 | 0 | 1 | 0 | 2 | 2 | 1 | -2 | -1 | 0 | 0 | 0 | 1 | 0 | 1 |
| 80-84 | 0 | 0 | 0 | 1 | 1 | 2 | -1 | 0 | -1 | 0 | 0 | 0 | 0 | 0 | 0 |
| 85- | 0 | 0 | 0 | 0 | 1 | 1 | 0 | -1 | -1 | 0 | 0 | 0 | 0 | 0 | 0 |
| SUMMA | 121 | 104 | 225 | 107 | 89 | 196 | 14 | 15 | 29 | 10 | 4 | 6 | 12 | 11 | 23 |

Tabell 6 (forts) Flyttningar efter kön, ålder och medborgarskap för kommuner 1975

| ÅLDER VID ÅRETS SLUT | INFLYTTNING | | | UTFLYTTNING | | | NETTOINFLYTTNING | | | OMFLYTTNING AV UTLÄNNINGAR | | | FLYTTNINGAR INOM OMRÅDET | | |
|-------------------------|-------------|-----|-------|-------------|-----|-------|------------------|-----|-------|-------------------------------|-----|-------|-----------------------------|----|-------|
| | M | KV | SUMMA | M | KV | SUMMA | M | KV | SUMMA | IN | UT | NETTO | M | KV | SUMMA |
| KOMMUN 21 04 | HOFORS | | | | | | | | | | | | | | |
| - 4 | 40 | 35 | 75 | 32 | 31 | 63 | 8 | 4 | 12 | 35 | 8 | 27 | 8 | 9 | 17 |
| 5- 9 | 28 | 17 | 45 | 23 | 20 | 43 | 5 | -3 | 2 | 21 | 5 | 16 | 4 | 2 | 6 |
| 10-14 | 10 | 6 | 16 | 23 | 10 | 33 | -13 | -4 | -17 | 8 | 5 | 3 | 3 | 2 | 5 |
| 15-19 | 21 | 27 | 48 | 25 | 41 | 66 | -4 | -14 | -18 | 19 | 14 | 5 | 2 | 6 | 8 |
| 20-24 | 53 | 53 | 106 | 77 | 71 | 148 | -24 | -18 | -42 | 48 | 30 | 18 | 10 | 11 | 21 |
| 25-29 | 56 | 44 | 100 | 60 | 40 | 100 | -4 | 4 | 0 | 37 | 19 | 18 | 14 | 5 | 19 |
| 30-34 | 40 | 17 | 57 | 50 | 24 | 74 | -10 | -7 | -17 | 21 | 16 | 5 | 5 | 6 | 11 |
| 35-39 | 18 | 12 | 30 | 26 | 23 | 49 | -8 | -11 | -19 | 11 | 9 | 2 | 2 | 1 | 3 |
| 40-44 | 9 | 4 | 13 | 12 | 3 | 15 | -3 | 1 | -2 | 7 | 4 | 3 | 1 | | 1 |
| 45-49 | 6 | 4 | 10 | 12 | 6 | 18 | -6 | -2 | -8 | 4 | 7 | -3 | 1 | 2 | 3 |
| 50-54 | 6 | 1 | 7 | 8 | 5 | 13 | -2 | -4 | -6 | | 1 | -1 | 2 | | 2 |
| 55-59 | 4 | 6 | 10 | 6 | 9 | 15 | -2 | -3 | -5 | | 1 | -1 | | 2 | 2 |
| 60-64 | 6 | 5 | 11 | 6 | 11 | 17 | | -6 | -6 | 2 | | 2 | 3 | 1 | 4 |
| 65-69 | 7 | 6 | 13 | 8 | 4 | 12 | -1 | 2 | 1 | | | | | 1 | 1 |
| 70-74 | 2 | 2 | 4 | 5 | 8 | 13 | -3 | -6 | -9 | | | | | 1 | 1 |
| 75-79 | | 2 | 2 | 4 | 3 | 7 | -4 | -1 | -5 | | | | 1 | | 1 |
| 80-84 | | 1 | 1 | | | | | 1 | 1 | | | | | | |
| 85- | | | | 1 | | 1 | -1 | | -1 | | 1 | -1 | | 1 | 1 |
| SUMMA | 306 | 242 | 548 | 378 | 309 | 687 | -72 | -67 | -139 | 213 | 120 | 93 | 56 | 50 | 106 |
| KOMMUN 21 21 | OVANRKER | | | | | | | | | | | | | | |
| - 4 | 20 | 24 | 44 | 5 | 9 | 14 | 15 | 15 | 30 | 3 | | 3 | | 1 | 1 |
| 5- 9 | 16 | 14 | 30 | 7 | 4 | 11 | 9 | 10 | 19 | | 2 | -2 | | | |
| 10-14 | 11 | 12 | 23 | 3 | 1 | 4 | 8 | 11 | 19 | | | | | | |
| 15-19 | 1 | 8 | 9 | 8 | 9 | 17 | -7 | -1 | -8 | | | | | 2 | 2 |
| 20-24 | 14 | 23 | 37 | 24 | 30 | 54 | -10 | -7 | -17 | 1 | 1 | | | 3 | 3 |
| 25-29 | 33 | 33 | 66 | 21 | 10 | 31 | 12 | 23 | 35 | 3 | | 3 | 2 | 1 | 3 |
| 30-34 | 15 | 14 | 29 | 11 | 6 | 17 | 4 | 8 | 12 | 1 | 3 | -2 | | | |
| 35-39 | 11 | 6 | 17 | 4 | 5 | 9 | 7 | 1 | 8 | | | -1 | | | |
| 40-44 | 3 | 3 | 6 | 2 | 5 | 7 | 1 | -2 | -1 | | | | | | |
| 45-49 | 3 | 1 | 4 | 5 | 2 | 7 | -2 | -1 | -3 | | | | 1 | 1 | 2 |
| 50-54 | 4 | 2 | 6 | 3 | 2 | 5 | 1 | | 1 | | | | | | |
| 55-59 | | | | 1 | | 1 | -1 | | -1 | | | | | | |
| 60-64 | 2 | 2 | 4 | 3 | 2 | 5 | -1 | | -1 | | | | | 1 | 1 |
| 65-69 | 3 | | 3 | 4 | 4 | 8 | 3 | -4 | -1 | | | | 1 | 1 | 2 |
| 70-74 | | 3 | 3 | 2 | | 2 | -2 | 3 | 1 | | | | | | |
| 75-79 | 1 | | 1 | 1 | | 1 | | | | | | | 1 | | 1 |
| 80-84 | | | | | | | | | | | | | | | |
| 85- | | | | | 1 | 1 | | -1 | -1 | | | | | | |
| SUMMA | 137 | 145 | 282 | 100 | 90 | 190 | 37 | 55 | 92 | 8 | 7 | 1 | 5 | 10 | 15 |
| KOMMUN 21 32 | NORDANSTIG | | | | | | | | | | | | | | |
| - 4 | 29 | 26 | 55 | 16 | 11 | 27 | 13 | 15 | 28 | 6 | 2 | 4 | 15 | 4 | 19 |
| 5- 9 | 29 | 11 | 40 | 10 | 19 | 29 | 19 | -8 | 11 | 3 | 3 | | 10 | 5 | 15 |
| 10-14 | 11 | 14 | 25 | 7 | 12 | 19 | 4 | 2 | 6 | 2 | 3 | -1 | 8 | 3 | 11 |
| 15-19 | 12 | 22 | 34 | 18 | 32 | 50 | -6 | -10 | -16 | 3 | 3 | | 10 | 3 | 13 |
| 20-24 | 28 | 33 | 61 | 39 | 33 | 72 | -11 | | -11 | 1 | 1 | | 6 | 13 | 19 |
| 25-29 | 38 | 38 | 76 | 45 | 23 | 68 | -7 | 15 | 8 | 4 | 2 | 2 | 8 | 11 | 19 |
| 30-34 | 23 | 21 | 44 | 32 | 15 | 47 | -9 | 6 | -3 | 1 | 2 | -1 | 5 | 7 | 12 |
| 35-39 | 22 | 13 | 35 | 11 | 11 | 22 | 11 | 2 | 13 | 3 | 1 | 2 | 5 | 7 | 12 |
| 40-44 | 10 | 8 | 18 | 10 | 7 | 17 | | 1 | 1 | | 2 | -2 | 4 | 1 | 5 |
| 45-49 | 9 | 3 | 12 | 9 | 4 | 13 | | -1 | -1 | 1 | | 1 | 2 | 2 | 4 |
| 50-54 | 9 | 6 | 15 | 3 | 6 | 9 | 6 | 3 | 9 | | 1 | -1 | 3 | 1 | 4 |
| 55-59 | 6 | 5 | 11 | 4 | 6 | 10 | 2 | -1 | 1 | | | | 1 | 1 | 2 |
| 60-64 | 5 | 3 | 8 | 6 | 4 | 10 | -1 | -1 | -2 | | 1 | -1 | 2 | 4 | 6 |
| 65-69 | 3 | 2 | 5 | 2 | 1 | 3 | 1 | 1 | 2 | | | | 1 | | 1 |
| 70-74 | | 6 | 6 | 4 | 3 | 7 | -4 | 3 | -1 | | | | 4 | 4 | 8 |
| 75-79 | 1 | 3 | 4 | 1 | 1 | 2 | | 2 | 2 | | | | 1 | 2 | 3 |
| 80-84 | | | | 1 | 1 | 2 | -1 | -1 | -2 | | | | | 1 | 1 |
| 85- | | | | | | | | | | | | | | | |
| SUMMA | 235 | 214 | 449 | 218 | 186 | 404 | 17 | 28 | 45 | 24 | 21 | 3 | 85 | 69 | 154 |

| ALDER VID ÅRETS SLUT | INFLYTTNING | | | UTFLYTTNING | | | NETTOINFLYTTNING | | | OMFLYTTNING AV UTLÅNNINGAR | | | FLYTTNINGAR INOM OMRÅDET | | |
|-------------------------|-------------|------|-------|-------------|------|-------|------------------|-----|-------|-------------------------------|-----|-------|-----------------------------|------|-------|
| | M | KV | SUMMA | M | KV | SUMMA | M | KV | SUMMA | IN | UT | NETTO | M | KV | SUMMA |
| KOMMUN 21 61 | LJUSDAL | | | | | | | | | | | | | | |
| - 4 | 37 | 37 | 74 | 31 | 28 | 59 | 6 | 9 | 15 | 5 | 2 | 3 | 19 | 12 | 31 |
| 5- 9 | 22 | 35 | 57 | 17 | 28 | 45 | 5 | 7 | 12 | 2 | 1 | 1 | 10 | 11 | 21 |
| 10-14 | 22 | 14 | 36 | 9 | 12 | 21 | 13 | 2 | 15 | 3 | | 3 | 5 | 9 | 14 |
| 15-19 | 33 | 28 | 61 | 38 | 50 | 88 | -5 | -22 | -27 | | 3 | -3 | 8 | 21 | 29 |
| 20-24 | 38 | 58 | 96 | 104 | 113 | 217 | -66 | -55 | -121 | 4 | 3 | 1 | 17 | 29 | 46 |
| 25-29 | 56 | 52 | 108 | 61 | 51 | 112 | -5 | 1 | -4 | 3 | 3 | | 23 | 23 | 46 |
| 30-34 | 41 | 30 | 71 | 35 | 20 | 55 | 6 | 10 | 16 | 3 | 3 | | 21 | 13 | 34 |
| 35-39 | 18 | 19 | 37 | 17 | 9 | 26 | 1 | 10 | 11 | | | | 5 | 5 | 10 |
| 40-44 | 13 | 7 | 20 | 10 | 14 | 24 | 3 | -7 | -4 | 1 | | 1 | 3 | 3 | 6 |
| 45-49 | 14 | 4 | 18 | 16 | 7 | 23 | -2 | -3 | -5 | | | | 7 | 1 | 8 |
| 50-54 | 9 | 5 | 14 | 8 | 7 | 15 | 1 | -2 | -1 | 2 | | 2 | 3 | 5 | 8 |
| 55-59 | 3 | 9 | 12 | 8 | 2 | 10 | -5 | 7 | 2 | | | | 4 | 5 | 9 |
| 60-64 | 13 | 16 | 29 | 9 | 7 | 16 | 4 | 9 | 13 | 1 | | 1 | 4 | 4 | 8 |
| 65-69 | 7 | 6 | 13 | 11 | 3 | 14 | -4 | 3 | -1 | 1 | | 1 | 2 | 5 | 7 |
| 70-74 | 6 | 5 | 11 | 3 | 4 | 7 | 3 | 1 | 4 | 1 | | 1 | 2 | 1 | 3 |
| 75-79 | | 1 | 1 | 2 | 6 | 8 | -2 | -5 | -7 | | | | 1 | | 1 |
| 80-84 | | 1 | 1 | 1 | 1 | 2 | -1 | | -1 | | | | 2 | 1 | 3 |
| 85- | 1 | 1 | 2 | | 2 | 2 | 1 | -1 | | | | | | 1 | 1 |
| SUMMA | 333 | 328 | 661 | 380 | 364 | 744 | -47 | -36 | -83 | 26 | 15 | 11 | 136 | 149 | 285 |
| KOMMUN 21 80 | GÅVLE | | | | | | | | | | | | | | |
| - 4 | 268 | 221 | 489 | 145 | 140 | 285 | 123 | 81 | 204 | 72 | 30 | 42 | 215 | 180 | 395 |
| 5- 9 | 174 | 179 | 353 | 86 | 106 | 192 | 88 | 73 | 161 | 39 | 27 | 12 | 115 | 113 | 228 |
| 10-14 | 111 | 109 | 220 | 44 | 64 | 108 | 67 | 45 | 112 | 19 | 9 | 10 | 103 | 88 | 191 |
| 15-19 | 117 | 148 | 265 | 64 | 105 | 169 | 53 | 43 | 96 | 39 | 16 | 23 | 118 | 192 | 310 |
| 20-24 | 326 | 395 | 721 | 247 | 321 | 568 | 79 | 74 | 153 | 107 | 56 | 51 | 327 | 382 | 709 |
| 25-29 | 429 | 373 | 802 | 292 | 244 | 536 | 137 | 129 | 266 | 108 | 56 | 52 | 369 | 272 | 641 |
| 30-34 | 297 | 215 | 512 | 175 | 136 | 311 | 122 | 79 | 201 | 45 | 35 | 10 | 231 | 159 | 390 |
| 35-39 | 142 | 125 | 267 | 91 | 71 | 162 | 51 | 54 | 105 | 20 | 18 | 2 | 128 | 93 | 221 |
| 40-44 | 106 | 66 | 172 | 53 | 34 | 87 | 53 | 32 | 85 | 17 | 8 | 9 | 101 | 75 | 176 |
| 45-49 | 62 | 70 | 132 | 46 | 30 | 76 | 16 | 40 | 56 | 10 | 5 | 5 | 79 | 63 | 142 |
| 50-54 | 68 | 75 | 143 | 39 | 37 | 76 | 29 | 38 | 67 | 6 | 2 | 4 | 94 | 57 | 151 |
| 55-59 | 74 | 53 | 127 | 22 | 33 | 55 | 52 | 20 | 72 | 4 | | 4 | 60 | 52 | 112 |
| 60-64 | 23 | 31 | 54 | 28 | 31 | 59 | -5 | | -5 | | 5 | -5 | 42 | 41 | 83 |
| 65-69 | 24 | 29 | 53 | 14 | 15 | 29 | 10 | 14 | 24 | 1 | | 1 | 42 | 49 | 91 |
| 70-74 | 15 | 21 | 36 | 10 | 12 | 22 | 5 | 9 | 14 | | 1 | -1 | 25 | 30 | 55 |
| 75-79 | 8 | 13 | 21 | 5 | 7 | 12 | 3 | 6 | 9 | | | | 14 | 29 | 43 |
| 80-84 | 6 | 7 | 13 | 4 | 8 | 12 | 2 | -1 | 1 | | 1 | -1 | 10 | 19 | 29 |
| 85- | 2 | 1 | 3 | | 1 | 1 | 2 | | 2 | | | | 6 | 4 | 10 |
| SUMMA | 2252 | 2131 | 4383 | 1365 | 1395 | 2760 | 887 | 736 | 1623 | 487 | 269 | 218 | 2079 | 1898 | 3977 |
| KOMMUN 21 81 | SANDVIKEN | | | | | | | | | | | | | | |
| - 4 | 110 | 96 | 206 | 82 | 73 | 155 | 28 | 23 | 51 | 39 | 5 | 34 | 52 | 37 | 89 |
| 5- 9 | 77 | 82 | 159 | 87 | 73 | 160 | -10 | 9 | -1 | 20 | 17 | 3 | 52 | 40 | 92 |
| 10-14 | 55 | 42 | 97 | 49 | 35 | 84 | 6 | 7 | 13 | 11 | 7 | 4 | 21 | 27 | 48 |
| 15-19 | 69 | 74 | 143 | 57 | 84 | 141 | 12 | -10 | 2 | 21 | 13 | 8 | 18 | 43 | 61 |
| 20-24 | 151 | 130 | 281 | 160 | 166 | 326 | -9 | -36 | -45 | 25 | 23 | 2 | 54 | 65 | 119 |
| 25-29 | 153 | 122 | 275 | 142 | 114 | 256 | 11 | 8 | 19 | 46 | 23 | 23 | 77 | 70 | 147 |
| 30-34 | 118 | 89 | 207 | 128 | 70 | 198 | -10 | 19 | 9 | 31 | 15 | 16 | 58 | 32 | 90 |
| 35-39 | 52 | 38 | 90 | 49 | 46 | 95 | 3 | -8 | -5 | 13 | 9 | 4 | 26 | 14 | 40 |
| 40-44 | 28 | 21 | 49 | 35 | 8 | 43 | -7 | 13 | 6 | 4 | 2 | 2 | 15 | 14 | 29 |
| 45-49 | 22 | 14 | 36 | 24 | 20 | 44 | -2 | -6 | -8 | 5 | 4 | 1 | 10 | 12 | 22 |
| 50-54 | 21 | 18 | 39 | 14 | 14 | 28 | 7 | 4 | 11 | 3 | 2 | 1 | 13 | 6 | 19 |
| 55-59 | 17 | 13 | 30 | 16 | 13 | 29 | 1 | | 1 | 1 | | 1 | 5 | 3 | 8 |
| 60-64 | 10 | 16 | 26 | 12 | 11 | 23 | -2 | 5 | 3 | 2 | | 2 | 5 | 8 | 13 |
| 65-69 | 10 | 14 | 24 | 11 | 11 | 22 | -1 | 3 | 2 | 1 | 1 | | 8 | 8 | 16 |
| 70-74 | 5 | 4 | 9 | 10 | 10 | 20 | -5 | -6 | -11 | 1 | | 1 | 4 | 7 | 11 |
| 75-79 | 3 | 4 | 7 | 2 | 1 | 3 | 1 | 3 | 4 | 1 | | 1 | 4 | 4 | 8 |
| 80-84 | 1 | 3 | 4 | 1 | | 1 | | 3 | 3 | | | | 2 | 2 | 4 |
| 85- | | | | 3 | | 3 | -3 | | -3 | | | | 4 | 4 | 8 |
| SUMMA | 902 | 780 | 1682 | 882 | 749 | 1631 | 20 | 31 | 51 | 224 | 121 | 103 | 422 | 396 | 818 |

Tabell 6 (forts) Flyttningar efter kön, ålder och medborgarskap för kommuner 1975

| ÅLDER VID ÅRETS SLUT | INFLYTTNING | | | UTFLYTTNING | | | NETTOINFLYTTNING | | | OMFLYTTNING AV UTLÄNNINGAR | | | FLYTTNINGAR INOM OMRÅDET | | |
|-------------------------|-------------|-----|-------|-------------|-----|-------|------------------|-----|-------|-------------------------------|-----|-------|-----------------------------|-----|-------|
| | M | KV | SUMMA | M | KV | SUMMA | M | KV | SUMMA | IN | UT | NETTO | M | KV | SUMMA |
| KOMMUN 21 82 SÖDERHAMN | | | | | | | | | | | | | | | |
| - 4 | 77 | 73 | 150 | 55 | 56 | 111 | 22 | 17 | 39 | 25 | 19 | 6 | 60 | 48 | 108 |
| 5- 9 | 55 | 47 | 102 | 48 | 45 | 93 | 7 | 2 | 9 | 14 | 12 | 2 | 52 | 30 | 82 |
| 10-14 | 31 | 37 | 68 | 23 | 24 | 47 | 8 | 13 | 21 | 12 | 6 | 6 | 31 | 28 | 59 |
| 15-19 | 35 | 54 | 89 | 26 | 62 | 88 | 9 | -8 | 1 | 9 | 6 | 3 | 19 | 43 | 62 |
| 20-24 | 85 | 115 | 200 | 100 | 118 | 218 | -15 | -3 | -18 | 32 | 28 | 4 | 96 | 94 | 190 |
| 25-29 | 108 | 88 | 196 | 103 | 81 | 184 | 5 | 7 | 12 | 31 | 27 | 4 | 95 | 47 | 142 |
| 30-34 | 87 | 50 | 137 | 76 | 52 | 128 | 11 | -2 | 9 | 18 | 11 | 7 | 52 | 46 | 98 |
| 35-39 | 39 | 41 | 80 | 28 | 25 | 53 | 11 | 16 | 27 | 10 | 2 | 8 | 32 | 22 | 54 |
| 40-44 | 24 | 24 | 48 | 18 | 15 | 33 | 6 | 9 | 15 | 3 | 4 | -1 | 16 | 10 | 26 |
| 45-49 | 17 | 17 | 34 | 18 | 17 | 35 | -1 | | -1 | 3 | 2 | 1 | 12 | 15 | 27 |
| 50-54 | 13 | 12 | 25 | 16 | 10 | 26 | -3 | 2 | -1 | 1 | 1 | | 11 | 10 | 21 |
| 55-59 | 14 | 11 | 25 | 10 | 6 | 16 | 4 | 5 | 9 | | | | 10 | 7 | 17 |
| 60-64 | 10 | 12 | 22 | 6 | 9 | 15 | 4 | 3 | 7 | | 1 | -1 | 13 | 13 | 26 |
| 65-69 | 12 | 7 | 19 | 9 | 13 | 22 | 3 | -6 | -3 | 1 | 1 | | 11 | 11 | 22 |
| 70-74 | 3 | 3 | 6 | 7 | 7 | 14 | -4 | -4 | -8 | | | | 9 | 6 | 15 |
| 75-79 | 1 | 3 | 4 | 2 | 4 | 6 | -1 | -1 | -2 | | | | 5 | 8 | 13 |
| 80-84 | | 1 | 1 | 2 | 2 | 4 | -2 | -1 | -3 | | | | 2 | 9 | 11 |
| 85- | | 1 | 1 | | 2 | 2 | | -1 | -1 | | | | 2 | 1 | 3 |
| SUMMA | 611 | 596 | 1207 | 547 | 548 | 1095 | 64 | 48 | 112 | 159 | 120 | 39 | 528 | 448 | 976 |
| KOMMUN 21 83 BOLLNÄS | | | | | | | | | | | | | | | |
| - 4 | 53 | 54 | 107 | 52 | 55 | 107 | 1 | -1 | | 8 | 9 | -1 | 26 | 26 | 52 |
| 5- 9 | 35 | 35 | 70 | 32 | 31 | 63 | 3 | 4 | 7 | 6 | 2 | 4 | 13 | 15 | 28 |
| 10-14 | 31 | 27 | 58 | 23 | 19 | 42 | 8 | 8 | 16 | 4 | 2 | 2 | 12 | 7 | 19 |
| 15-19 | 27 | 63 | 90 | 23 | 69 | 92 | 4 | -6 | -2 | 2 | 2 | | 13 | 24 | 37 |
| 20-24 | 70 | 86 | 156 | 81 | 110 | 191 | -11 | -24 | -35 | 3 | 3 | | 34 | 63 | 97 |
| 25-29 | 97 | 69 | 166 | 119 | 98 | 217 | -22 | -29 | -51 | 7 | 9 | -2 | 40 | 30 | 70 |
| 30-34 | 68 | 64 | 132 | 59 | 49 | 108 | 9 | 15 | 24 | 13 | 5 | 8 | 23 | 11 | 34 |
| 35-39 | 43 | 22 | 65 | 29 | 15 | 44 | 14 | 7 | 21 | 4 | 4 | | 12 | 8 | 20 |
| 40-44 | 21 | 18 | 39 | 18 | 18 | 36 | 3 | | 3 | 2 | 3 | -1 | 4 | 5 | 9 |
| 45-49 | 23 | 15 | 38 | 12 | 8 | 20 | 11 | 7 | 18 | 1 | 2 | -1 | 6 | 6 | 12 |
| 50-54 | 18 | 15 | 33 | 13 | 12 | 25 | 5 | 3 | 8 | 1 | 1 | | 5 | 5 | 10 |
| 55-59 | 9 | 10 | 19 | 7 | 10 | 17 | 2 | | 2 | | | | 6 | 8 | 14 |
| 60-64 | 13 | 12 | 25 | 8 | 8 | 16 | 5 | 4 | 9 | 1 | | 1 | 4 | 2 | 6 |
| 65-69 | 10 | 12 | 22 | 8 | 10 | 18 | 2 | 2 | 4 | | 1 | -1 | 2 | 4 | 6 |
| 70-74 | 6 | 3 | 9 | 1 | 8 | 9 | 5 | -5 | | | | | 6 | 5 | 11 |
| 75-79 | 3 | 3 | 6 | 2 | 2 | 4 | 1 | 1 | 2 | | | | 1 | 5 | 6 |
| 80-84 | 3 | 1 | 4 | 1 | 2 | 3 | 2 | -1 | 1 | | | | 1 | 2 | 3 |
| 85- | | 3 | 3 | | 1 | 1 | | 2 | 2 | | | | | | |
| SUMMA | 530 | 512 | 1042 | 488 | 525 | 1013 | 42 | -13 | 29 | 52 | 43 | 9 | 208 | 226 | 434 |
| KOMMUN 21 84 HUDIKSVALL | | | | | | | | | | | | | | | |
| - 4 | 72 | 58 | 130 | 47 | 41 | 88 | 25 | 17 | 42 | 9 | 11 | -2 | 75 | 97 | 172 |
| 5- 9 | 58 | 48 | 106 | 28 | 37 | 65 | 30 | 11 | 41 | 3 | 6 | -3 | 68 | 59 | 127 |
| 10-14 | 33 | 25 | 58 | 28 | 18 | 46 | 5 | 7 | 12 | 7 | 5 | 2 | 40 | 28 | 68 |
| 15-19 | 39 | 53 | 92 | 43 | 58 | 101 | -4 | -5 | -9 | 11 | 13 | -2 | 37 | 88 | 125 |
| 20-24 | 90 | 108 | 198 | 110 | 132 | 242 | -20 | -24 | -44 | 16 | 9 | 7 | 150 | 158 | 308 |
| 25-29 | 131 | 112 | 243 | 126 | 86 | 212 | 5 | 26 | 31 | 20 | 25 | -5 | 168 | 117 | 285 |
| 30-34 | 90 | 60 | 150 | 62 | 44 | 106 | 28 | 16 | 44 | 5 | 10 | -5 | 106 | 70 | 176 |
| 35-39 | 27 | 23 | 50 | 26 | 26 | 52 | 1 | -3 | -2 | 4 | 6 | -2 | 59 | 33 | 92 |
| 40-44 | 31 | 21 | 52 | 25 | 14 | 39 | 6 | 7 | 13 | 1 | 1 | | 32 | 35 | 67 |
| 45-49 | 23 | 17 | 40 | 12 | 15 | 27 | 11 | 2 | 13 | 4 | | 4 | 34 | 27 | 61 |
| 50-54 | 17 | 14 | 31 | 13 | 13 | 26 | 4 | 1 | 5 | 1 | 2 | -1 | 30 | 20 | 50 |
| 55-59 | 7 | 10 | 17 | 6 | 8 | 14 | 1 | 2 | 3 | 1 | 2 | -1 | 15 | 20 | 35 |
| 60-64 | 9 | 10 | 19 | 8 | 11 | 19 | 1 | -1 | | | 1 | -1 | 16 | 17 | 33 |
| 65-69 | 13 | 7 | 20 | 9 | 6 | 15 | 4 | 1 | 5 | | | | 22 | 19 | 41 |
| 70-74 | 5 | 7 | 12 | 7 | 4 | 11 | -2 | 3 | 1 | | 1 | -1 | 12 | 11 | 23 |
| 75-79 | 2 | 1 | 3 | 1 | 4 | 5 | 1 | -3 | -2 | | | | 8 | 6 | 14 |
| 80-84 | 1 | 1 | 2 | 1 | 1 | 2 | | 1 | 1 | | | | 4 | 5 | 9 |
| 85- | | | | | 2 | 2 | | -2 | -2 | | | | 1 | 2 | 3 |
| SUMMA | 648 | 575 | 1223 | 552 | 519 | 1071 | 96 | 56 | 152 | 82 | 92 | -10 | 877 | 812 | 1689 |

| ÅLDER VID ÅRETS SLUT | INFLYTTNING | | | UTFLYTTNING | | | NETTOINFLYTTNING | | | OMFLYTTNING AV UTLÄNNINGAR | | | FLYTTNINGAR INOM OMRÅDET | | |
|----------------------------|-------------|-----|-------|-------------|-----|-------|------------------|-----|-------|-------------------------------|----|-------|-----------------------------|-----|-------|
| | M | KV | SUMMA | M | KV | SUMMA | M | KV | SUMMA | IN | UT | NETTO | M | KV | SUMMA |
| KOMMUN 22 60 RINGE | | | | | | | | | | | | | | | |
| - 4 | 26 | 23 | 49 | 23 | 22 | 45 | 3 | 1 | 4 | 5 | 5 | | 10 | 2 | 12 |
| 5- 9 | 19 | 11 | 30 | 9 | 19 | 28 | 10 | -8 | 2 | 4 | | 4 | 3 | 4 | 7 |
| 10-14 | 16 | 12 | 28 | 12 | 11 | 23 | 4 | 1 | 5 | 2 | | 2 | 1 | 1 | 2 |
| 15-19 | 19 | 22 | 41 | 16 | 55 | 71 | 3 | -33 | -30 | 1 | | 1 | 1 | 6 | 7 |
| 20-24 | 28 | 47 | 75 | 59 | 64 | 123 | -31 | -17 | -48 | 1 | 2 | -1 | 11 | 13 | 24 |
| 25-29 | 37 | 31 | 68 | 36 | 29 | 65 | 1 | 2 | 3 | 1 | 2 | -1 | 7 | 7 | 14 |
| 30-34 | 27 | 21 | 48 | 23 | 8 | 31 | 4 | 13 | 17 | 1 | 1 | | 3 | 1 | 4 |
| 35-39 | 7 | 8 | 15 | 15 | 10 | 25 | -8 | -2 | -10 | | 1 | -1 | 1 | 3 | 4 |
| 40-44 | 8 | 4 | 12 | 9 | 4 | 13 | -1 | | -1 | 1 | 1 | | 6 | 1 | 7 |
| 45-49 | 5 | 4 | 9 | 4 | 12 | 16 | 1 | -8 | -7 | 1 | | 1 | 6 | 3 | 9 |
| 50-54 | 14 | 11 | 25 | 12 | 11 | 23 | 2 | | 2 | 1 | | 1 | | 1 | 1 |
| 55-59 | 3 | 6 | 9 | 4 | 3 | 7 | -1 | 3 | 2 | | | | 4 | | 4 |
| 60-64 | 1 | 4 | 5 | 4 | 6 | 10 | -3 | -2 | -5 | | | | 1 | 2 | 3 |
| 65-69 | 6 | 2 | 8 | 10 | 3 | 13 | -4 | -1 | -5 | | | | 4 | | 4 |
| 70-74 | 2 | 3 | 5 | 4 | 5 | 9 | -2 | -2 | -4 | | | | 1 | 1 | 2 |
| 75-79 | 1 | 2 | 3 | 1 | 1 | 2 | | 1 | 1 | | | | 1 | 2 | 3 |
| 80-84 | 1 | | 1 | 1 | | 1 | | | | | | | 1 | | 1 |
| 85- | | | | | | | | | | | | | | 2 | 2 |
| SUMMA | 220 | 211 | 431 | 242 | 263 | 505 | -22 | -52 | -74 | 18 | 12 | 6 | 61 | 49 | 110 |
| KOMMUN 22 62 TIMRÅ | | | | | | | | | | | | | | | |
| - 4 | 82 | 71 | 153 | 41 | 55 | 96 | 41 | 16 | 57 | 37 | 11 | 26 | 9 | 9 | 18 |
| 5- 9 | 57 | 41 | 98 | 28 | 39 | 67 | 29 | 2 | 31 | 16 | 7 | 9 | 5 | 9 | 14 |
| 10-14 | 30 | 32 | 62 | 20 | 17 | 37 | 10 | 15 | 25 | 15 | 1 | 14 | 5 | 5 | 10 |
| 15-19 | 11 | 42 | 53 | 25 | 60 | 85 | -14 | -18 | -32 | 5 | 5 | | 6 | 11 | 17 |
| 20-24 | 80 | 96 | 176 | 88 | 98 | 186 | -8 | -2 | -10 | 26 | 7 | 19 | 23 | 20 | 43 |
| 25-29 | 101 | 91 | 192 | 94 | 69 | 163 | 7 | 22 | 29 | 23 | 14 | 9 | 16 | 8 | 24 |
| 30-34 | 77 | 45 | 122 | 47 | 34 | 81 | 30 | 11 | 41 | 20 | 4 | 16 | 9 | 6 | 15 |
| 35-39 | 30 | 31 | 61 | 30 | 19 | 49 | | 12 | 12 | 13 | 4 | 9 | 2 | 8 | 10 |
| 40-44 | 27 | 17 | 44 | 18 | 19 | 37 | 9 | -2 | 7 | 5 | 2 | 3 | 5 | 5 | 10 |
| 45-49 | 18 | 5 | 23 | 21 | 11 | 32 | -3 | -6 | -9 | 2 | 3 | -1 | 3 | 1 | 4 |
| 50-54 | 17 | 9 | 26 | 14 | 13 | 27 | 3 | -4 | -1 | 1 | 1 | | 3 | 1 | 4 |
| 55-59 | 15 | 12 | 27 | 10 | 8 | 18 | 5 | 4 | 9 | | | | 6 | 2 | 8 |
| 60-64 | 4 | 8 | 12 | 5 | 5 | 10 | -1 | 3 | 2 | | 1 | -1 | 5 | 5 | 10 |
| 65-69 | 4 | 10 | 14 | 5 | 3 | 8 | -1 | 7 | 6 | | | | 3 | 4 | 7 |
| 70-74 | 5 | 4 | 9 | 7 | 3 | 10 | -2 | 1 | -1 | | | | 3 | 3 | 6 |
| 75-79 | 2 | 3 | 5 | 1 | 2 | 3 | 1 | 1 | 2 | | | | 3 | 7 | 10 |
| 80-84 | | 3 | 3 | 1 | 5 | 6 | -1 | -2 | -3 | | | | | 2 | 2 |
| 85- | 1 | 1 | 2 | | 2 | 2 | 1 | -1 | | | | | | | |
| SUMMA | 561 | 521 | 1082 | 455 | 462 | 917 | 106 | 59 | 165 | 163 | 60 | 103 | 106 | 106 | 212 |
| KOMMUN 22 80 HÄRNÖSAND | | | | | | | | | | | | | | | |
| - 4 | 55 | 47 | 102 | 64 | 53 | 117 | -9 | -6 | -15 | 7 | 4 | 3 | 64 | 75 | 139 |
| 5- 9 | 40 | 43 | 83 | 45 | 42 | 87 | -5 | 1 | -4 | 3 | 5 | -2 | 59 | 47 | 106 |
| 10-14 | 33 | 23 | 56 | 30 | 29 | 59 | 3 | -6 | -3 | 2 | 7 | -5 | 35 | 22 | 57 |
| 15-19 | 30 | 36 | 66 | 31 | 51 | 82 | -1 | -15 | -16 | 1 | 3 | -2 | 25 | 46 | 71 |
| 20-24 | 108 | 117 | 225 | 109 | 157 | 266 | -1 | -40 | -41 | 5 | 3 | 2 | 61 | 84 | 145 |
| 25-29 | 120 | 86 | 206 | 123 | 96 | 219 | -3 | -10 | -13 | 7 | 4 | 3 | 93 | 76 | 169 |
| 30-34 | 66 | 55 | 121 | 85 | 67 | 152 | -19 | -12 | -31 | 5 | 11 | -6 | 80 | 57 | 137 |
| 35-39 | 32 | 36 | 68 | 40 | 27 | 67 | -8 | 9 | 1 | 3 | 9 | -6 | 45 | 35 | 80 |
| 40-44 | 21 | 18 | 39 | 15 | 24 | 39 | 6 | -6 | | 3 | 5 | -2 | 21 | 19 | 40 |
| 45-49 | 24 | 17 | 41 | 18 | 8 | 26 | 6 | 9 | 15 | 3 | 3 | | 9 | 9 | 18 |
| 50-54 | 13 | 9 | 22 | 14 | 10 | 24 | -1 | -1 | -2 | | 1 | -1 | 19 | 18 | 37 |
| 55-59 | 12 | 8 | 20 | 12 | 7 | 19 | | 1 | 1 | | | | 13 | 18 | 31 |
| 60-64 | 7 | 9 | 16 | 11 | 10 | 21 | -4 | -1 | -5 | | 2 | -2 | 7 | 8 | 15 |
| 65-69 | 16 | 12 | 28 | 7 | 12 | 19 | 9 | | 9 | | | | 8 | 9 | 17 |
| 70-74 | 5 | 10 | 15 | 8 | 10 | 18 | -3 | | -3 | | | | 5 | 4 | 9 |
| 75-79 | 5 | 2 | 7 | 4 | 3 | 7 | 1 | -1 | | 2 | | 2 | 2 | 4 | 6 |
| 80-84 | 2 | | 2 | | 1 | 1 | 2 | -1 | 1 | | | | 1 | 4 | 5 |
| 85- | 2 | 4 | 6 | | | | 2 | 4 | 6 | | | | 2 | 1 | 3 |
| SUMMA | 591 | 532 | 1123 | 616 | 607 | 1223 | -25 | -75 | -100 | 41 | 57 | -16 | 549 | 536 | 1085 |

Tabell 6 (forts) Flyttningar efter kön, ålder och medborgarskap för kommuner 1975

| ÅLDER VID RETS SLUT | INFLYTTNING | | | UTFLYTTNING | | | NETTOINFLYTTNING | | | OMFLYTTNING AV UTLÄNNINGAR | | | FLYTTNINGAR INOM OMRÅDET | | |
|------------------------|-------------|------|-------|-------------|------|-------|------------------|-----|-------|-------------------------------|-----|-------|-----------------------------|------|-------|
| | M | KV | SUMMA | M | KV | SUMMA | M | KV | SUMMA | IN | UT | NETTO | M | KV | SUMMA |
| KOMMUN 22 81 | SUNDSVALL | | | | | | | | | | | | | | |
| - 4 | 253 | 181 | 434 | 218 | 157 | 375 | 35 | 24 | 59 | 63 | 33 | 30 | 224 | 212 | 436 |
| 5- 9 | 154 | 144 | 298 | 139 | 151 | 290 | 15 | -7 | 8 | 29 | 26 | 3 | 136 | 165 | 301 |
| 10-14 | 171 | 110 | 281 | 88 | 84 | 172 | 13 | 26 | 39 | 18 | 14 | 4 | 97 | 93 | 190 |
| 15-19 | 94 | 171 | 265 | 107 | 148 | 255 | -13 | 23 | 10 | 25 | 19 | 6 | 117 | 229 | 346 |
| 20-24 | 256 | 386 | 642 | 258 | 340 | 598 | -2 | 46 | 44 | 41 | 23 | 18 | 383 | 463 | 846 |
| 25-29 | 376 | 310 | 686 | 339 | 266 | 605 | 37 | 44 | 81 | 55 | 40 | 15 | 442 | 331 | 773 |
| 30-34 | 223 | 198 | 421 | 199 | 163 | 362 | 24 | 35 | 59 | 20 | 30 | -10 | 305 | 189 | 494 |
| 35-39 | 149 | 104 | 253 | 116 | 80 | 196 | 33 | 24 | 57 | 17 | 11 | 6 | 172 | 106 | 278 |
| 40-44 | 73 | 73 | 146 | 71 | 62 | 133 | 2 | 11 | 13 | 12 | 5 | 7 | 105 | 78 | 183 |
| 45-49 | 54 | 41 | 95 | 56 | 36 | 92 | -2 | 5 | 3 | 8 | 4 | 4 | 106 | 75 | 181 |
| 50-54 | 51 | 45 | 96 | 42 | 28 | 70 | 9 | 17 | 26 | 8 | 3 | 5 | 95 | 69 | 164 |
| 55-59 | 32 | 33 | 65 | 25 | 32 | 57 | 7 | 1 | 8 | 2 | | 2 | 67 | 65 | 132 |
| 60-64 | 24 | 30 | 54 | 24 | 22 | 46 | | 8 | 8 | 2 | | 2 | 39 | 45 | 84 |
| 65-69 | 25 | 18 | 43 | 18 | 16 | 34 | 7 | 2 | 9 | 1 | 1 | | 42 | 47 | 89 |
| 70-74 | 16 | 13 | 29 | 10 | 16 | 26 | 6 | -3 | 3 | | | | 27 | 38 | 65 |
| 75-79 | 3 | 9 | 12 | 6 | 4 | 10 | -3 | 5 | 2 | 1 | | 1 | 29 | 23 | 52 |
| 80-84 | 5 | 6 | 11 | 2 | 3 | 5 | 3 | 3 | 6 | | | | 8 | 17 | 25 |
| 85- | 1 | 5 | 6 | 2 | 3 | 5 | -1 | 2 | 1 | | | | 6 | 11 | 17 |
| SUMMA | 1890 | 1877 | 3767 | 1720 | 1611 | 3331 | 170 | 266 | 436 | 302 | 209 | 93 | 2400 | 2256 | 4656 |
| KOMMUN 22 82 | KRAMFORS | | | | | | | | | | | | | | |
| - 4 | 66 | 47 | 113 | 42 | 46 | 88 | 24 | 1 | 25 | 22 | 15 | 7 | 31 | 21 | 52 |
| 5- 9 | 32 | 25 | 57 | 46 | 26 | 72 | -14 | -1 | -15 | 10 | 4 | 6 | 14 | 6 | 20 |
| 10-14 | 30 | 16 | 46 | 23 | 19 | 42 | 7 | -3 | 4 | 3 | 5 | -2 | 9 | 5 | 14 |
| 15-19 | 38 | 34 | 72 | 27 | 59 | 86 | 11 | -25 | -14 | 7 | 2 | 5 | 13 | 27 | 40 |
| 20-24 | 64 | 82 | 146 | 101 | 118 | 219 | -37 | -36 | -73 | 14 | 16 | -2 | 32 | 54 | 86 |
| 25-29 | 85 | 68 | 153 | 107 | 70 | 177 | -22 | -2 | -24 | 16 | 15 | 1 | 44 | 29 | 73 |
| 30-34 | 48 | 39 | 87 | 47 | 31 | 78 | 1 | 8 | 9 | 8 | 2 | 6 | 18 | 15 | 33 |
| 35-39 | 28 | 16 | 44 | 24 | 18 | 42 | 4 | -2 | 2 | 5 | 5 | | 12 | 8 | 20 |
| 40-44 | 14 | 10 | 24 | 15 | 15 | 30 | -1 | -5 | -6 | 2 | 4 | -2 | 9 | 5 | 14 |
| 45-49 | 12 | 15 | 27 | 15 | 10 | 25 | -3 | 5 | 2 | 2 | 3 | -1 | 4 | 3 | 7 |
| 50-54 | 9 | 4 | 13 | 7 | 10 | 17 | 2 | -6 | -4 | | | | 6 | 4 | 10 |
| 55-59 | 13 | 9 | 22 | 8 | 8 | 16 | 5 | 1 | 6 | 2 | | 2 | 6 | 4 | 10 |
| 60-64 | 13 | 12 | 25 | 3 | 9 | 12 | 10 | 3 | 13 | 1 | | 1 | 10 | 9 | 19 |
| 65-69 | 9 | 9 | 18 | 13 | 10 | 23 | -4 | -1 | -5 | | | | 8 | 5 | 13 |
| 70-74 | 3 | 10 | 13 | 6 | 13 | 19 | -3 | -3 | -6 | | | | 5 | 2 | 7 |
| 75-79 | 1 | 1 | 2 | 5 | 7 | 12 | -4 | -6 | -10 | | | | 2 | 3 | 5 |
| 80-84 | 2 | 1 | 3 | 2 | 3 | 5 | | -2 | -2 | | | | | 4 | 4 |
| 85- | | 1 | 1 | 4 | 3 | 7 | -4 | -2 | -6 | | 1 | -1 | 1 | | 1 |
| SUMMA | 467 | 399 | 866 | 495 | 475 | 970 | -28 | -76 | -104 | 92 | 72 | 20 | 224 | 204 | 428 |
| KOMMUN 22 83 | SOLLEFTER | | | | | | | | | | | | | | |
| - 4 | 65 | 63 | 128 | 37 | 36 | 73 | 28 | 27 | 55 | 13 | 3 | 10 | 31 | 24 | 55 |
| 5- 9 | 39 | 50 | 89 | 18 | 19 | 37 | 21 | 31 | 52 | 14 | 3 | 11 | 17 | 12 | 29 |
| 10-14 | 32 | 24 | 56 | 14 | 18 | 32 | 18 | 6 | 24 | 4 | | 4 | 13 | 9 | 22 |
| 15-19 | 31 | 40 | 71 | 37 | 54 | 91 | -6 | -14 | -20 | 3 | 1 | 2 | 16 | 31 | 47 |
| 20-24 | 80 | 97 | 177 | 108 | 134 | 242 | -28 | -37 | -65 | 11 | 5 | 6 | 65 | 54 | 119 |
| 25-29 | 93 | 75 | 168 | 92 | 75 | 167 | 1 | | 1 | 15 | 8 | 7 | 47 | 38 | 85 |
| 30-34 | 56 | 48 | 104 | 51 | 33 | 84 | 5 | 15 | 20 | 11 | 8 | 3 | 26 | 19 | 45 |
| 35-39 | 30 | 33 | 63 | 20 | 14 | 34 | 10 | 19 | 29 | 6 | 1 | 5 | 8 | 11 | 19 |
| 40-44 | 25 | 16 | 41 | 15 | 9 | 24 | 10 | 7 | 17 | 3 | | 3 | 9 | 4 | 13 |
| 45-49 | 8 | 5 | 13 | 12 | 9 | 21 | -4 | -4 | -8 | 1 | 3 | -2 | 7 | 8 | 15 |
| 50-54 | 8 | 9 | 17 | 6 | 8 | 14 | 2 | 1 | 3 | | 1 | -1 | 12 | 9 | 21 |
| 55-59 | 10 | 13 | 23 | 9 | 11 | 20 | 1 | 2 | 3 | | | | 10 | 4 | 14 |
| 60-64 | 11 | 5 | 16 | 8 | 14 | 22 | 3 | -9 | -6 | | 1 | -1 | 6 | 3 | 9 |
| 65-69 | 9 | 9 | 18 | 8 | 13 | 21 | 1 | -4 | -3 | | 2 | -2 | 6 | 5 | 11 |
| 70-74 | 2 | 4 | 6 | 5 | 5 | 10 | -3 | -1 | -4 | | | | 6 | 13 | 19 |
| 75-79 | 4 | 3 | 7 | 1 | 5 | 6 | 3 | -2 | 1 | | | | 3 | 4 | 7 |
| 80-84 | 1 | | 1 | 2 | 3 | 5 | -1 | -3 | -4 | | | | 1 | 3 | 4 |
| 85- | 1 | | 1 | 1 | 1 | 2 | | -1 | -1 | | | | | 1 | 1 |
| SUMMA | 505 | 494 | 999 | 444 | 461 | 905 | 61 | 33 | 94 | 81 | 36 | 45 | 283 | 252 | 535 |

| ÅLDER VID ÅRETS SLUT | INFLYTTNING | | | UTFLYTTNING | | | NETTOINFLYTTNING | | | OMFLYTTNING AV UTLÄNNINGAR | | | FLYTTNINGAR INOM OMRÅDET | | |
|---------------------------|-------------|-----|-------|-------------|-----|-------|------------------|-----|-------|-------------------------------|----|-------|-----------------------------|------|-------|
| | M | KV | SUMMA | M | KV | SUMMA | M | KV | SUMMA | IN | UT | NETTO | M | KV | SUMMA |
| KOMMUN 22 84 BRNSKÖLDSVIK | | | | | | | | | | | | | | | |
| - 4 | 103 | 116 | 219 | 56 | 56 | 112 | 47 | 60 | 107 | 45 | 8 | 37 | 118 | 99 | 217 |
| 5- 9 | 76 | 71 | 147 | 60 | 49 | 109 | 16 | 22 | 38 | 42 | 14 | 28 | 57 | 67 | 124 |
| 10-14 | 52 | 32 | 84 | 32 | 28 | 60 | 20 | 4 | 24 | 17 | 3 | 14 | 51 | 34 | 85 |
| 15-19 | 57 | 62 | 119 | 47 | 70 | 117 | 10 | -8 | 2 | 12 | 3 | 9 | 56 | 112 | 168 |
| 20-24 | 121 | 153 | 274 | 162 | 208 | 370 | -41 | -55 | -96 | 23 | 6 | 17 | 226 | 248 | 474 |
| 25-29 | 156 | 156 | 312 | 132 | 97 | 229 | 24 | 59 | 83 | 54 | 16 | 38 | 186 | 167 | 353 |
| 30-34 | 121 | 84 | 205 | 79 | 58 | 137 | 42 | 26 | 68 | 26 | 12 | 14 | 139 | 79 | 218 |
| 35-39 | 55 | 41 | 96 | 34 | 37 | 71 | 21 | 4 | 25 | 21 | 5 | 16 | 45 | 40 | 85 |
| 40-44 | 27 | 18 | 45 | 36 | 22 | 58 | -9 | -4 | -13 | 5 | 3 | 2 | 48 | 35 | 83 |
| 45-49 | 21 | 14 | 35 | 27 | 22 | 49 | -6 | -8 | -14 | 3 | 1 | 2 | 36 | 25 | 61 |
| 50-54 | 10 | 15 | 25 | 17 | 18 | 35 | -7 | -3 | -10 | 3 | 2 | 1 | 21 | 29 | 50 |
| 55-59 | 6 | 7 | 13 | 15 | 6 | 21 | -9 | 1 | -8 | 1 | | 1 | 20 | 18 | 38 |
| 60-64 | 13 | 14 | 27 | 7 | 12 | 19 | 6 | 2 | 8 | | 1 | -1 | 28 | 24 | 52 |
| 65-69 | 16 | 13 | 29 | 9 | 14 | 23 | 7 | -1 | 6 | 2 | 1 | 1 | 21 | 17 | 38 |
| 70-74 | 7 | 6 | 13 | 3 | 10 | 13 | 4 | -4 | | 1 | | 1 | 19 | 20 | 39 |
| 75-79 | 1 | 7 | 8 | 3 | 2 | 5 | -2 | 5 | 3 | 1 | | 1 | 9 | 9 | 18 |
| 80-84 | 1 | 3 | 4 | 1 | 4 | 5 | | -1 | -1 | | | | 2 | 8 | 10 |
| 85- | | | | 1 | 1 | 2 | -1 | -1 | -2 | | | | 1 | 2 | 3 |
| SUMMA | 843 | 812 | 1655 | 721 | 714 | 1435 | 122 | 98 | 220 | 256 | 75 | 181 | 1083 | 1033 | 2116 |
| KOMMUN 23 03 RAGUNDA | | | | | | | | | | | | | | | |
| - 4 | 10 | 17 | 27 | 11 | 6 | 17 | -1 | 11 | 10 | 7 | 5 | 2 | 4 | 5 | 9 |
| 5- 9 | 12 | 3 | 15 | 11 | 10 | 21 | 1 | -7 | -6 | 1 | 4 | -3 | 3 | 1 | 4 |
| 10-14 | 8 | 4 | 12 | 6 | 7 | 13 | 2 | -3 | -1 | | | | 1 | 1 | 1 |
| 15-19 | 10 | 17 | 27 | 10 | 33 | 43 | | -16 | -16 | 3 | 1 | 2 | 1 | 1 | 2 |
| 20-24 | 19 | 20 | 39 | 38 | 41 | 79 | -19 | -21 | -40 | 1 | 2 | -1 | 1 | 3 | 4 |
| 25-29 | 30 | 15 | 45 | 33 | 19 | 52 | -3 | -4 | -7 | 3 | 1 | 2 | 6 | 5 | 11 |
| 30-34 | 19 | 11 | 30 | 14 | 8 | 22 | 5 | 3 | 8 | 1 | 4 | -3 | 4 | 3 | 7 |
| 35-39 | 8 | 6 | 14 | 8 | 6 | 14 | | | | | 2 | -2 | 1 | 2 | 3 |
| 40-44 | 5 | 9 | 14 | 8 | 4 | 12 | -3 | 5 | 2 | | | | | | |
| 45-49 | 7 | 3 | 10 | 6 | 4 | 10 | 1 | -1 | | | | | 1 | 1 | 2 |
| 50-54 | 5 | 5 | 10 | 2 | 3 | 5 | 3 | 2 | 5 | | | | 1 | 1 | 2 |
| 55-59 | 4 | 4 | 8 | 3 | 1 | 4 | 1 | 3 | 4 | 2 | | 2 | | | |
| 60-64 | 1 | 3 | 4 | 2 | 5 | 7 | -1 | -2 | -3 | 1 | | 1 | | | |
| 65-69 | 5 | 2 | 7 | 5 | 2 | 7 | | | | 1 | | 1 | | | |
| 70-74 | 2 | 2 | 4 | 2 | 2 | 4 | | | | | | | | | |
| 75-79 | 1 | | 1 | 2 | 1 | 3 | -1 | -1 | -2 | 1 | | 1 | | | |
| 80-84 | | | | | 1 | 1 | | -1 | -1 | | | | | | |
| 85- | | 1 | 1 | | | | | 1 | 1 | | | | | | |
| SUMMA | 146 | 122 | 268 | 161 | 153 | 314 | -15 | -31 | -46 | 21 | 19 | 2 | 22 | 23 | 45 |
| KOMMUN 23 05 BRÄCKE | | | | | | | | | | | | | | | |
| - 4 | 22 | 21 | 43 | 18 | 15 | 33 | 4 | 6 | 10 | 4 | 2 | 2 | 7 | 6 | 13 |
| 5- 9 | 9 | 11 | 20 | 11 | 7 | 18 | -2 | 4 | 2 | 2 | 1 | 1 | 9 | 2 | 11 |
| 10-14 | 4 | 4 | 8 | 6 | 9 | 15 | -2 | -5 | -7 | 2 | 1 | 1 | 4 | 3 | 7 |
| 15-19 | 15 | 28 | 43 | 17 | 33 | 50 | -2 | -5 | -7 | 5 | 5 | | 9 | 9 | 9 |
| 20-24 | 22 | 33 | 55 | 51 | 46 | 97 | -29 | -13 | -42 | 1 | 3 | -2 | 12 | 8 | 20 |
| 25-29 | 36 | 25 | 61 | 31 | 22 | 53 | 5 | 3 | 8 | 1 | 2 | -1 | 11 | 9 | 20 |
| 30-34 | 13 | 10 | 23 | 20 | 15 | 35 | -7 | -5 | -12 | 1 | 1 | | 6 | 2 | 8 |
| 35-39 | 8 | 3 | 11 | 8 | 4 | 12 | | -1 | -1 | 1 | 2 | -1 | 1 | 6 | 7 |
| 40-44 | 6 | 4 | 10 | 6 | 2 | 8 | | 2 | 2 | | 2 | -2 | 2 | 1 | 3 |
| 45-49 | 7 | 11 | 18 | 2 | 6 | 8 | 5 | 5 | 10 | 5 | | 5 | 2 | 3 | 5 |
| 50-54 | 5 | 3 | 8 | 3 | 6 | 9 | 2 | -3 | -1 | 2 | 2 | | | | |
| 55-59 | 2 | 3 | 5 | 7 | 2 | 9 | -5 | 1 | -4 | 1 | 1 | | | 3 | 3 |
| 60-64 | 4 | 7 | 11 | 1 | 3 | 4 | 3 | 4 | 7 | | | | 4 | 1 | 4 |
| 65-69 | 8 | 3 | 11 | 4 | 2 | 6 | 4 | 1 | 5 | | | | 4 | 1 | 5 |
| 70-74 | 1 | 3 | 4 | | | | 1 | 3 | 4 | | | | 4 | 1 | 5 |
| 75-79 | | 1 | 1 | 2 | 1 | 3 | -2 | | -2 | | | | 2 | 5 | 7 |
| 80-84 | | | | | | | | | | | | | | | |
| 85- | | | | | | | | | | | | | | 1 | 1 |
| SUMMA | 162 | 170 | 332 | 187 | 173 | 360 | -25 | -3 | -28 | 25 | 22 | 3 | 68 | 60 | 128 |

Tabell 6 (forts) Flyttningar efter kön, ålder och medborgarskap för kommuner 1975

| ÅLDER VID RETS SLUT | INFLYTTNING | | | UTFLYTTNING | | | NETTOINFLYTTNING | | | OMFLYTTNING AV UTLÄNNINGAR | | | FLYTTNINGAR INOM OMRÅDET | | |
|------------------------|-------------|-----|-------|-------------|-----|-------|------------------|-----|-------|-------------------------------|----|-------|-----------------------------|----|-------|
| | M | KV | SUMMA | M | KV | SUMMA | M | KV | SUMMA | IN | UT | NETTO | M | KV | SUMMA |
| KOMMUN 23 09 | KROKOM | | | | | | | | | | | | | | |
| - 4 | 36 | 56 | 92 | 21 | 14 | 35 | 15 | 42 | 57 | 5 | | 5 | 13 | 16 | 29 |
| 5- 9 | 29 | 25 | 54 | 15 | 23 | 38 | 14 | 2 | 16 | 9 | | 9 | 10 | 11 | 21 |
| 10-14 | 17 | 23 | 40 | 16 | 9 | 25 | 1 | 14 | 15 | 3 | | 3 | | 6 | 6 |
| 15-19 | 13 | 29 | 42 | 10 | 37 | 47 | 3 | -8 | -5 | 4 | 1 | 3 | 7 | 4 | 11 |
| 20-24 | 35 | 46 | 81 | 65 | 70 | 135 | -30 | -24 | -54 | 8 | 3 | 5 | 9 | 7 | 16 |
| 25-29 | 65 | 47 | 112 | 53 | 40 | 93 | 12 | 7 | 19 | 8 | 2 | 6 | 13 | 14 | 27 |
| 30-34 | 32 | 38 | 70 | 33 | 18 | 51 | -1 | 20 | 19 | 6 | 2 | 4 | 15 | 11 | 26 |
| 35-39 | 28 | 23 | 51 | 12 | 13 | 25 | 16 | 10 | 26 | 5 | 2 | 3 | 6 | 5 | 11 |
| 40-44 | 11 | 4 | 15 | 6 | 7 | 13 | 5 | -3 | 2 | | | | 4 | 2 | 6 |
| 45-49 | 6 | 10 | 16 | 8 | 9 | 17 | -2 | 1 | -1 | | 1 | -1 | 3 | 2 | 5 |
| 50-54 | 12 | 8 | 20 | 12 | 4 | 16 | | 4 | 4 | | 1 | -1 | 4 | 2 | 6 |
| 55-59 | 8 | 12 | 20 | 4 | 7 | 11 | 4 | 5 | 9 | | | | | 1 | 1 |
| 60-64 | 9 | 4 | 13 | 9 | 9 | 18 | | -5 | -5 | 1 | | 1 | 2 | 2 | 4 |
| 65-69 | 5 | 2 | 7 | 7 | 8 | 15 | -2 | -6 | -8 | | | | 1 | 3 | 4 |
| 70-74 | 1 | 3 | 4 | 3 | 2 | 5 | -2 | 1 | -1 | | | | 1 | 1 | 1 |
| 75-79 | | | | 2 | 2 | 4 | -2 | -2 | -4 | | 1 | -1 | 1 | | 1 |
| 80-84 | | 1 | 1 | | | | | 1 | 1 | | | | | 1 | 1 |
| 85- | | | | | 2 | 2 | | -2 | -2 | | | | | 2 | 2 |
| SUMMA | 307 | 331 | 638 | 276 | 274 | 550 | 31 | 57 | 88 | 49 | 13 | 36 | 89 | 89 | 178 |
| KOMMUN 23 13 | STRÖMSUND | | | | | | | | | | | | | | |
| - 4 | 40 | 28 | 68 | 22 | 18 | 40 | 18 | 10 | 28 | 11 | 5 | 6 | 7 | 8 | 15 |
| 5- 9 | 23 | 28 | 51 | 18 | 15 | 33 | 5 | 13 | 18 | 4 | 5 | -1 | 1 | 3 | 4 |
| 10-14 | 19 | 18 | 37 | 18 | 11 | 29 | 1 | 7 | 8 | 1 | 2 | -1 | 2 | 6 | 8 |
| 15-19 | 16 | 26 | 42 | 27 | 60 | 87 | -11 | -34 | -45 | 6 | 1 | 5 | 5 | 4 | 9 |
| 20-24 | 46 | 50 | 96 | 97 | 100 | 197 | -51 | -50 | -101 | 9 | 7 | 2 | 10 | 14 | 24 |
| 25-29 | 55 | 44 | 99 | 71 | 38 | 109 | -16 | 6 | -10 | 10 | 6 | 4 | 13 | 9 | 22 |
| 30-34 | 36 | 25 | 61 | 23 | 18 | 41 | 13 | 7 | 20 | 1 | 2 | -1 | 11 | 6 | 17 |
| 35-39 | 27 | 21 | 48 | 22 | 15 | 37 | 5 | 6 | 11 | 1 | 4 | -3 | 4 | 2 | 6 |
| 40-44 | 16 | 10 | 26 | 14 | 3 | 17 | 2 | 7 | 9 | 2 | 2 | | 1 | 3 | 4 |
| 45-49 | 6 | 6 | 12 | 10 | 8 | 18 | -4 | -2 | -6 | 1 | 2 | -1 | 10 | 2 | 12 |
| 50-54 | 13 | 9 | 22 | 6 | 7 | 13 | 7 | 2 | 9 | 1 | | 1 | 5 | 2 | 7 |
| 55-59 | 6 | 9 | 15 | 3 | 6 | 9 | 3 | 3 | 6 | 1 | | 1 | 2 | 2 | 2 |
| 60-64 | 13 | 10 | 23 | 7 | 16 | 23 | 6 | -6 | 0 | | | | 3 | 2 | 5 |
| 65-69 | 13 | 6 | 19 | 7 | 4 | 11 | 6 | 2 | 8 | | | | 1 | | 1 |
| 70-74 | 2 | 2 | 4 | 3 | 2 | 5 | -1 | | -1 | | | | 2 | 2 | 4 |
| 75-79 | | 1 | 1 | 5 | 2 | 7 | -5 | -1 | -6 | | | | 1 | 1 | 2 |
| 80-84 | 1 | 1 | 2 | | 2 | 2 | 1 | -1 | 0 | 1 | | 1 | 2 | 2 | 4 |
| 85- | | | | | 2 | 2 | | -2 | -2 | | | | 1 | 1 | 2 |
| SUMMA | 332 | 294 | 626 | 353 | 327 | 680 | -21 | -33 | -54 | 49 | 36 | 13 | 81 | 67 | 148 |
| KOMMUN 23 21 | BRE | | | | | | | | | | | | | | |
| - 4 | 25 | 25 | 50 | 20 | 22 | 42 | 5 | 3 | 8 | 8 | 9 | -1 | 4 | 3 | 7 |
| 5- 9 | 18 | 11 | 29 | 13 | 6 | 19 | 5 | 5 | 10 | 3 | 5 | -2 | 3 | 3 | 3 |
| 10-14 | 9 | 13 | 22 | 1 | 6 | 7 | 8 | 7 | 15 | 1 | 1 | | 1 | 3 | 4 |
| 15-19 | 18 | 25 | 43 | 10 | 18 | 28 | 8 | 7 | 15 | 5 | | 5 | | 4 | 4 |
| 20-24 | 24 | 36 | 60 | 37 | 61 | 98 | -13 | -25 | -38 | 6 | 5 | 1 | 7 | 8 | 15 |
| 25-29 | 35 | 39 | 74 | 48 | 37 | 85 | -13 | 2 | -11 | 10 | 12 | -2 | 8 | 5 | 13 |
| 30-34 | 27 | 21 | 48 | 27 | 16 | 43 | | 5 | 5 | 4 | 6 | -2 | 2 | 3 | 5 |
| 35-39 | 16 | 17 | 33 | 7 | 9 | 16 | 9 | 8 | 17 | 4 | 1 | 3 | 2 | 1 | 3 |
| 40-44 | 8 | 6 | 14 | 7 | 4 | 11 | 1 | 2 | 3 | 2 | 1 | 1 | 1 | 1 | 2 |
| 45-49 | 9 | 10 | 19 | 6 | 4 | 10 | 3 | 6 | 9 | | 1 | -1 | 2 | 2 | 2 |
| 50-54 | 7 | 6 | 13 | 3 | 3 | 6 | 4 | 3 | 7 | | | | 1 | 1 | 2 |
| 55-59 | 4 | 3 | 7 | 2 | 2 | 4 | 2 | 1 | 3 | 1 | | 1 | 1 | 1 | 2 |
| 60-64 | 8 | 5 | 13 | 3 | 7 | 10 | 5 | -2 | 3 | 1 | | 1 | 1 | 3 | 4 |
| 65-69 | 4 | 2 | 6 | 3 | 3 | 6 | 1 | 2 | 3 | 2 | | 2 | 1 | 1 | 1 |
| 70-74 | 2 | | 2 | 1 | 2 | 3 | 1 | -2 | -1 | | | | | | |
| 75-79 | | 3 | 3 | 1 | 3 | 4 | -1 | | -1 | | 1 | -1 | | 1 | 1 |
| 80-84 | | | | 1 | 1 | 2 | -1 | | -1 | | | | 1 | 1 | 1 |
| 85- | 1 | | 1 | | 1 | 2 | 1 | -1 | 0 | | | | | | |
| SUMMA | 215 | 222 | 437 | 190 | 201 | 391 | 25 | 21 | 46 | 47 | 42 | 5 | 35 | 34 | 69 |

| ÅLDERS- GRUPP VID RETS- SLUT | INFLYTTNING | | | UTFLYTTNING | | | NETTOINFLYTTNING | | | OMFLYTTNING AV UTLÄNNINGAR | | | FLYTTNINGAR INOM OMRÅDET | | |
|---------------------------------------|-------------|-------------|-------------|-------------|-------------|-------------|------------------|------------|------------|-------------------------------|-----------|-----------|-----------------------------|------------|-------------|
| | M | KV | SUMMA | M | KV | SUMMA | M | KV | SUMMA | IN | UT | NETTO | M | KV | SUMMA |
| KOMMUN 23 26 BERG | | | | | | | | | | | | | | | |
| - 4 | 17 | 14 | 31 | 11 | 9 | 20 | 6 | 5 | 11 | 6 | 2 | 4 | 2 | 1 | 3 |
| 5- 9 | 8 | 13 | 21 | 4 | 8 | 12 | 4 | 5 | 9 | 2 | 2 | 2 | 1 | 2 | 3 |
| 10-14 | 7 | 8 | 15 | 6 | 2 | 8 | 1 | 6 | 7 | 1 | 1 | 1 | | | |
| 15-19 | 6 | 1 | 7 | 19 | 30 | 49 | -13 | -29 | -42 | | | | 3 | | 3 |
| 20-24 | 10 | 22 | 32 | 42 | 39 | 81 | -32 | -17 | -49 | 1 | | 1 | 2 | 2 | 4 |
| 25-29 | 14 | 20 | 34 | 31 | 17 | 48 | -17 | 3 | -14 | 1 | 3 | -2 | 6 | 3 | 9 |
| 30-34 | 21 | 21 | 42 | 9 | 13 | 22 | 12 | 8 | 20 | 2 | | 2 | 2 | 3 | 5 |
| 35-39 | 13 | 4 | 17 | 7 | 8 | 15 | 6 | -4 | 2 | 1 | 1 | | 4 | 1 | 5 |
| 40-44 | 4 | 3 | 7 | 4 | 4 | 8 | | 3 | 3 | | | | 3 | | 3 |
| 45-49 | 6 | 4 | 10 | 1 | 2 | 3 | 5 | 2 | 7 | 2 | | 2 | 2 | | 2 |
| 50-54 | 4 | 1 | 5 | 4 | 2 | 6 | | -1 | -1 | | | | 1 | | 1 |
| 55-59 | 1 | 2 | 3 | 2 | 1 | 3 | -1 | 1 | | | | | | 1 | 1 |
| 60-64 | 4 | 1 | 5 | 3 | 3 | 6 | 1 | -2 | -1 | 1 | | 1 | 1 | | 1 |
| 65-69 | 1 | | 1 | 1 | 1 | 2 | | -1 | -1 | | | | | | |
| 70-74 | 3 | 2 | 5 | | 1 | 1 | 3 | 1 | 4 | | | | | | |
| 75-79 | | | | | 1 | 1 | | -1 | -1 | | | | | | 1 |
| 80-84 | 1 | 1 | 2 | | | | 1 | 1 | 2 | | | | | | 1 |
| 85- | | | | | | | | | | | | | 1 | | 1 |
| SUMMA | 120 | 117 | 237 | 144 | 137 | 281 | -24 | -20 | -44 | 17 | 6 | 11 | 28 | 14 | 42 |
| KOMMUN 23 61 HÄRJEDALEN | | | | | | | | | | | | | | | |
| - 4 | 28 | 28 | 56 | 21 | 18 | 39 | 7 | 10 | 17 | 8 | 1 | 7 | 3 | 4 | 7 |
| 5- 9 | 22 | 27 | 49 | 17 | 23 | 40 | 5 | 4 | 9 | 3 | 1 | 2 | 6 | 6 | 12 |
| 10-14 | 14 | 8 | 22 | 10 | 6 | 16 | 4 | 2 | 6 | 1 | 3 | -2 | 4 | 3 | 7 |
| 15-19 | 16 | 32 | 48 | 10 | 36 | 46 | 6 | -4 | 2 | 3 | 5 | -2 | 5 | 10 | 15 |
| 20-24 | 32 | 46 | 78 | 42 | 55 | 97 | -10 | -9 | -19 | 2 | 1 | 1 | 7 | 18 | 25 |
| 25-29 | 43 | 51 | 94 | 46 | 33 | 79 | -3 | 18 | 15 | 6 | 4 | 2 | 16 | 7 | 23 |
| 30-34 | 40 | 17 | 57 | 22 | 21 | 43 | 18 | -4 | 14 | 5 | 3 | 2 | 5 | 3 | 8 |
| 35-39 | 14 | 10 | 24 | 14 | 7 | 21 | | 3 | 3 | | | | 4 | 3 | 7 |
| 40-44 | 8 | 14 | 22 | 6 | 6 | 12 | 2 | 8 | 10 | | 2 | -2 | 4 | 4 | 8 |
| 45-49 | 8 | 12 | 20 | 2 | 4 | 6 | 6 | 8 | 14 | 1 | | 1 | 2 | 1 | 3 |
| 50-54 | 14 | 5 | 19 | 5 | 1 | 6 | 9 | 4 | 13 | 2 | 1 | 1 | 3 | 2 | 5 |
| 55-59 | 5 | 3 | 8 | 1 | 4 | 5 | 4 | -1 | 3 | | | | 3 | 3 | 3 |
| 60-64 | 6 | 5 | 11 | 2 | 5 | 7 | 4 | | 4 | | | | 3 | 1 | 4 |
| 65-69 | 7 | 6 | 13 | 3 | 6 | 9 | 4 | | 4 | | | | 2 | 2 | 4 |
| 70-74 | 1 | 3 | 4 | 1 | 2 | 3 | | 1 | 1 | 1 | | 1 | 1 | | 1 |
| 75-79 | | 1 | 1 | 1 | 1 | 2 | -1 | | -1 | | | | 1 | 2 | 3 |
| 80-84 | | 2 | 2 | 1 | | 1 | -1 | 2 | 1 | | | | | 2 | 2 |
| 85- | | | | | | | | | | | | | | | |
| SUMMA | 258 | 270 | 528 | 204 | 228 | 432 | 54 | 42 | 96 | 32 | 21 | 11 | 66 | 71 | 137 |
| KOMMUN 23 80 ÖSTERSUND | | | | | | | | | | | | | | | |
| - 4 | 125 | 125 | 250 | 113 | 113 | 226 | 12 | 12 | 24 | 21 | 13 | 8 | 75 | 83 | 158 |
| 5- 9 | 90 | 78 | 168 | 66 | 69 | 135 | 24 | 9 | 33 | 13 | 11 | 2 | 39 | 53 | 92 |
| 10-14 | 48 | 72 | 120 | 39 | 44 | 83 | 9 | 28 | 37 | 6 | 2 | 4 | 22 | 34 | 56 |
| 15-19 | 83 | 181 | 264 | 64 | 95 | 159 | 19 | 86 | 105 | 12 | 9 | 3 | 29 | 64 | 93 |
| 20-24 | 302 | 344 | 646 | 224 | 268 | 492 | 78 | 76 | 154 | 21 | 10 | 11 | 107 | 189 | 296 |
| 25-29 | 277 | 244 | 521 | 231 | 203 | 434 | 46 | 41 | 87 | 28 | 26 | 2 | 152 | 115 | 267 |
| 30-34 | 179 | 136 | 315 | 128 | 104 | 232 | 51 | 32 | 83 | 12 | 5 | 7 | 87 | 64 | 151 |
| 35-39 | 70 | 62 | 132 | 68 | 41 | 109 | 2 | 21 | 23 | 5 | 5 | | 53 | 32 | 85 |
| 40-44 | 54 | 37 | 91 | 32 | 29 | 61 | 22 | 8 | 30 | 6 | 2 | 4 | 24 | 25 | 49 |
| 45-49 | 33 | 42 | 75 | 23 | 30 | 53 | 10 | 12 | 22 | 3 | 2 | 1 | 21 | 21 | 42 |
| 50-54 | 30 | 19 | 49 | 25 | 22 | 47 | 5 | -3 | 2 | 2 | 1 | 1 | 24 | 23 | 47 |
| 55-59 | 23 | 18 | 41 | 19 | 16 | 35 | 4 | 2 | 6 | 1 | 1 | | 23 | 5 | 28 |
| 60-64 | 22 | 25 | 47 | 14 | 22 | 36 | 8 | 3 | 11 | | | | 16 | 18 | 34 |
| 65-69 | 23 | 18 | 41 | 16 | 16 | 32 | 7 | 2 | 9 | 1 | | | 18 | 15 | 33 |
| 70-74 | 12 | 15 | 27 | 6 | 11 | 17 | 6 | 4 | 10 | | 1 | -1 | 2 | 9 | 11 |
| 75-79 | 5 | 6 | 11 | 3 | 6 | 9 | 2 | | 2 | | | | 6 | 9 | 15 |
| 80-84 | | 1 | 1 | 4 | 4 | 8 | -4 | -3 | -7 | | | | | 5 | 7 |
| 85- | | 2 | 2 | 2 | 1 | 3 | -2 | 1 | -1 | | | | 1 | 3 | 4 |
| SUMMA | 1376 | 1425 | 2801 | 1077 | 1094 | 2171 | 299 | 331 | 630 | 131 | 88 | 43 | 701 | 767 | 1468 |

Tabell 6 (forts) Flyttningar efter kön, ålder och medborgarskap för kommuner 1975

| ÅLDER VID RETS SLUT | INFLYTTNING | | | UTFLYTTNING | | | NETTOINFLYTTNING | | | OMFLYTTNING AV UTLÄNNINGAR | | | FLYTTNINGAR INOM OMRÅDET | | |
|------------------------|-------------|-----|-------|-------------|-----|-------|------------------|-----|-------|-------------------------------|----|-------|-----------------------------|----|-------|
| | M | KV | SUMMA | M | KV | SUMMA | M | KV | SUMMA | IN | UT | NETTO | M | KV | SUMMA |
| KOMMUN 24 01 | NORDMALING | | | | | | | | | | | | | | |
| - 4 | 25 | 20 | 45 | 7 | 9 | 16 | 18 | 11 | 29 | 3 | 1 | 2 | | | |
| 5- 9 | 11 | 14 | 25 | 11 | 5 | 16 | | 9 | 9 | | | | | | |
| 10-14 | 10 | 6 | 16 | 2 | | 2 | 8 | 6 | 14 | | | | | | |
| 15-19 | 7 | 9 | 16 | 14 | 25 | 39 | -7 | -16 | -23 | | | | | 1 | 1 |
| 20-24 | 13 | 28 | 41 | 39 | 33 | 72 | -26 | -5 | -31 | 2 | | 2 | | | |
| 25-29 | 27 | 31 | 58 | 34 | 20 | 54 | -7 | 11 | 4 | 1 | 1 | | | | |
| 30-34 | 15 | 16 | 31 | 15 | 11 | 26 | | 5 | 5 | | | | | | |
| 35-39 | 10 | 9 | 19 | 8 | 1 | 9 | 2 | 8 | 10 | | | | 1 | | 1 |
| 40-44 | 6 | 5 | 11 | 3 | 6 | 9 | 3 | -1 | 2 | | | | | | |
| 45-49 | 4 | 2 | 6 | 3 | 1 | 4 | 1 | 1 | 2 | | | | | | |
| 50-54 | 3 | 1 | 4 | 1 | 1 | 2 | 2 | 2 | 2 | | | | | | |
| 55-59 | 3 | 5 | 8 | 1 | 2 | 3 | 2 | 3 | 5 | | | | | | |
| 60-64 | | 2 | 2 | 1 | 1 | 2 | -1 | 1 | | | | | | | |
| 65-69 | 6 | 2 | 8 | | 1 | 1 | 6 | 1 | 7 | 1 | | 1 | | | |
| 70-74 | 1 | 1 | 2 | 1 | 1 | 2 | | | | 1 | | 1 | | | |
| 75-79 | 1 | | 1 | | 1 | 1 | 1 | -1 | | | | | | | |
| 80-84 | | 1 | 1 | | 1 | 1 | | | | | | | | | |
| 85- | | | | | | | | | | | | | | | |
| SUMMA | 142 | 152 | 294 | 140 | 119 | 259 | 2 | 33 | 35 | 8 | 2 | 6 | 1 | 1 | 2 |
| KOMMUN 24 04 | VINDELN | | | | | | | | | | | | | | |
| - 4 | 21 | 18 | 39 | 6 | 7 | 13 | 15 | 11 | 26 | | 1 | -1 | 2 | 1 | 3 |
| 5- 9 | 15 | 9 | 24 | 6 | 4 | 10 | 9 | 5 | 14 | 1 | 2 | -1 | | | |
| 10-14 | 5 | 9 | 14 | 3 | 4 | 7 | 2 | 5 | 7 | 1 | | 1 | | | |
| 15-19 | 4 | 6 | 10 | 6 | 31 | 37 | -2 | -25 | -27 | | | | 1 | 6 | 7 |
| 20-24 | 22 | 22 | 44 | 50 | 49 | 99 | -28 | -27 | -55 | 2 | | 2 | 1 | 4 | 5 |
| 25-29 | 29 | 26 | 55 | 26 | 16 | 42 | 3 | 10 | 13 | 2 | 1 | 1 | 2 | | 2 |
| 30-34 | 23 | 22 | 45 | 7 | 5 | 12 | 16 | 17 | 33 | | | | | 1 | 1 |
| 35-39 | 9 | 2 | 11 | 1 | 2 | 3 | 8 | | 8 | | | | | | |
| 40-44 | 6 | | 6 | 1 | | 1 | 5 | | 5 | 1 | | 1 | | 1 | 1 |
| 45-49 | 1 | 4 | 5 | 3 | 4 | 7 | -2 | | -2 | | | | | 1 | 1 |
| 50-54 | | 2 | 2 | 4 | 2 | 6 | -4 | | -4 | | 1 | -1 | | | |
| 55-59 | 2 | 3 | 5 | 3 | 2 | 5 | -1 | 1 | | | | | | | |
| 60-64 | 4 | 1 | 5 | 2 | 2 | 4 | 2 | -1 | 1 | | | | | 3 | 3 |
| 65-69 | | 1 | 1 | 3 | 2 | 5 | -3 | -1 | -4 | | | | 2 | | 2 |
| 70-74 | | 2 | 2 | 3 | 4 | 7 | -3 | -2 | -5 | | | | | 2 | 2 |
| 75-79 | 2 | 1 | 3 | 1 | 1 | 2 | 1 | | 1 | | | | | 1 | 1 |
| 80-84 | | | | | | | | | | | | | | | |
| 85- | | | | | | | | | | | | | | | |
| SUMMA | 143 | 128 | 271 | 125 | 135 | 260 | 18 | -7 | 11 | 7 | 5 | 2 | 8 | 20 | 28 |
| KOMMUN 24 09 | ROBERTSFORS | | | | | | | | | | | | | | |
| - 4 | 34 | 32 | 66 | 16 | 5 | 21 | 18 | 27 | 45 | 1 | | 1 | 3 | 8 | 11 |
| 5- 9 | 16 | 14 | 30 | 5 | 6 | 11 | 11 | 8 | 19 | | | | 4 | 1 | 5 |
| 10-14 | 13 | 14 | 27 | 7 | 3 | 10 | 6 | 11 | 17 | | | | 4 | 2 | 6 |
| 15-19 | 12 | 10 | 22 | 9 | 27 | 36 | 3 | -17 | -14 | | | | 3 | 3 | 6 |
| 20-24 | 26 | 32 | 58 | 42 | 56 | 98 | -16 | -24 | -40 | 1 | 2 | -1 | 8 | 11 | 19 |
| 25-29 | 41 | 29 | 70 | 24 | 16 | 40 | 17 | 13 | 30 | 3 | 1 | 2 | 8 | 6 | 14 |
| 30-34 | 24 | 20 | 44 | 18 | 7 | 25 | 6 | 13 | 19 | 2 | | 2 | 4 | 4 | 8 |
| 35-39 | 11 | 10 | 21 | 2 | 3 | 5 | 9 | 7 | 16 | 1 | | 1 | 2 | 3 | 5 |
| 40-44 | 10 | 4 | 14 | 5 | 2 | 7 | 5 | 2 | 7 | | | | 2 | 1 | 3 |
| 45-49 | 3 | 6 | 9 | 3 | 4 | 7 | | 2 | 2 | | | | 2 | | 2 |
| 50-54 | 8 | 6 | 14 | 1 | 5 | 6 | 7 | 1 | 8 | | | | 1 | 3 | 4 |
| 55-59 | 4 | 6 | 10 | 5 | 1 | 6 | -1 | 5 | 4 | | | | 3 | 1 | 4 |
| 60-64 | 3 | 1 | 4 | 2 | 1 | 3 | 1 | | 1 | | | | 1 | 2 | 3 |
| 65-69 | 3 | 3 | 6 | | 1 | 1 | 3 | 2 | 5 | | | | | | |
| 70-74 | 1 | 1 | 2 | | 1 | 1 | 1 | | 1 | | | | | 1 | 1 |
| 75-79 | | 2 | 2 | | | | | 2 | 2 | | | | | 2 | 2 |
| 80-84 | 1 | | 1 | | | | 1 | | 1 | | | | 1 | | 1 |
| 85- | 1 | | 1 | | | | 1 | | 1 | | | | | | |
| SUMMA | 211 | 190 | 401 | 139 | 138 | 277 | 72 | 52 | 124 | 8 | 3 | 5 | 46 | 48 | 94 |

| ÅLDER VID ÅRETS SLUT | INFLYTTNING | | | UTFLYTTNING | | | NETTOINFLYTTNING | | | OMFLYTTNING AV UTLÄNNINGAR | | | FLYTTNINGAR INOM OMRADET | | |
|-------------------------|-------------|-----|-------|-------------|-----|-------|------------------|-----|-------|-------------------------------|----|-------|-----------------------------|----|-------|
| | M | KV | SUMMA | M | KV | SUMMA | M | KV | SUMMA | IN | UT | NETTO | M | KV | SUMMA |
| KOMMUN 24 17 | NORSJÖ | | | | | | | | | | | | | | |
| - 4 | 18 | 22 | 40 | 23 | 15 | 38 | -5 | 7 | 2 | 3 | 3 | -2 | 2 | 2 | 4 |
| 5- 9 | 15 | 16 | 31 | 25 | 18 | 43 | -10 | -2 | -12 | | 2 | -2 | 2 | 1 | 3 |
| 10-14 | 10 | 9 | 19 | 12 | 13 | 25 | -2 | -4 | -6 | 1 | | 1 | | | |
| 15-19 | 6 | 18 | 24 | 11 | 28 | 39 | -5 | -10 | -15 | 1 | | 1 | 1 | 6 | 7 |
| 20-24 | 27 | 39 | 66 | 60 | 50 | 110 | -33 | -11 | -44 | 1 | | 1 | 10 | 4 | 14 |
| 25-29 | 31 | 18 | 49 | 39 | 31 | 70 | -8 | -13 | -21 | 2 | 6 | -4 | 3 | 4 | 7 |
| 30-34 | 18 | 17 | 35 | 22 | 15 | 37 | -4 | 2 | -2 | 1 | 2 | -1 | 1 | | 1 |
| 35-39 | 10 | 8 | 18 | 16 | 12 | 28 | -6 | -4 | -10 | 2 | | 2 | | | |
| 40-44 | 6 | 4 | 10 | 12 | 7 | 19 | -6 | -3 | -9 | 1 | 1 | | | | |
| 45-49 | 5 | 6 | 11 | 6 | 7 | 13 | -1 | -1 | -2 | | 2 | -2 | 2 | | 2 |
| 50-54 | 3 | 3 | 6 | 7 | 7 | 14 | -4 | -4 | -8 | | | | | | |
| 55-59 | 4 | 2 | 6 | 3 | 7 | 10 | 1 | -5 | -4 | | | | | 1 | 1 |
| 60-64 | 2 | 5 | 7 | 3 | 5 | 8 | -1 | | -1 | | | | | | |
| 65-69 | 2 | 1 | 3 | 2 | 3 | 5 | | -2 | -2 | | | | | | |
| 70-74 | | 2 | 2 | 2 | | 2 | -2 | 2 | | | | | | | |
| 75-79 | | | | | | | | | | | | | | | |
| 80-84 | | 1 | 1 | | 1 | 1 | | | | | | | | | |
| 85- | 1 | | 1 | | | | 1 | | 1 | | | | | | |
| SUMMA | 158 | 171 | 329 | 243 | 219 | 462 | -85 | -48 | -133 | 12 | 16 | -4 | 21 | 18 | 39 |
| KOMMUN 24 21 | STORUMAN | | | | | | | | | | | | | | |
| - 4 | 25 | 23 | 48 | 11 | 6 | 17 | 14 | 17 | 31 | 1 | | 1 | | 1 | 1 |
| 5- 9 | 15 | 10 | 25 | 9 | 6 | 15 | 6 | 4 | 10 | | | | 2 | 1 | 3 |
| 10-14 | 17 | 6 | 23 | 2 | 6 | 8 | 15 | | 15 | | | | 1 | 2 | 3 |
| 15-19 | 10 | 12 | 22 | 8 | 30 | 38 | 2 | -18 | -16 | | | | 1 | 2 | 3 |
| 20-24 | 23 | 30 | 53 | 36 | 37 | 73 | -13 | -7 | -20 | 3 | | 3 | 3 | 5 | 8 |
| 25-29 | 40 | 30 | 70 | 27 | 13 | 40 | 13 | 17 | 30 | 1 | | 1 | 5 | 3 | 8 |
| 30-34 | 23 | 23 | 46 | 9 | 9 | 18 | 14 | 14 | 28 | 2 | 1 | 1 | 1 | | 1 |
| 35-39 | 19 | 9 | 28 | 11 | 4 | 15 | 8 | 5 | 13 | | | | 1 | | 1 |
| 40-44 | 5 | 6 | 11 | 8 | 4 | 12 | -3 | 2 | -1 | 2 | 1 | 1 | 2 | 3 | 5 |
| 45-49 | 10 | 8 | 18 | 2 | 3 | 5 | 8 | 5 | 13 | | | | 2 | 2 | 4 |
| 50-54 | 6 | 3 | 9 | 3 | 3 | 6 | 3 | | 3 | | | | | 1 | 1 |
| 55-59 | 6 | 3 | 9 | 6 | 4 | 10 | | -1 | -1 | | | | 4 | | 4 |
| 60-64 | 2 | 4 | 6 | 4 | 4 | 8 | -2 | | -2 | | | | | | |
| 65-69 | 1 | 4 | 5 | 2 | 1 | 3 | -1 | 3 | 2 | | | | 2 | | 2 |
| 70-74 | 2 | 2 | 4 | | 1 | 1 | 2 | 1 | 3 | | | | 1 | | 1 |
| 75-79 | | 1 | 1 | 1 | 2 | 3 | -1 | -1 | -2 | | | | 1 | 1 | 2 |
| 80-84 | | | | | 2 | 2 | | -2 | -2 | | | | 1 | | 1 |
| 85- | | | | | | | | | | | | | | | |
| SUMMA | 204 | 174 | 378 | 139 | 135 | 274 | 65 | 39 | 104 | 9 | 2 | 7 | 27 | 21 | 48 |
| KOMMUN 24 22 | SÖRSELE | | | | | | | | | | | | | | |
| - 4 | 5 | 5 | 10 | 2 | 5 | 7 | 3 | | 3 | | | | | | |
| 5- 9 | 7 | 3 | 10 | 7 | 1 | 8 | | 2 | 2 | | | | | | |
| 10-14 | 2 | 8 | 10 | 2 | 3 | 5 | | 5 | 5 | | | | | | |
| 15-19 | 6 | 11 | 17 | 6 | 17 | 23 | | -6 | -6 | 1 | | 1 | | | |
| 20-24 | 3 | 12 | 15 | 28 | 21 | 49 | -25 | -9 | -34 | | 3 | -3 | 1 | 1 | 2 |
| 25-29 | 5 | 10 | 15 | 13 | 6 | 19 | -8 | 4 | -4 | | 1 | -1 | | | |
| 30-34 | 10 | 10 | 20 | 8 | 6 | 14 | 2 | 4 | 6 | 1 | 1 | | | | |
| 35-39 | 5 | 4 | 9 | 5 | 3 | 8 | | 1 | 1 | | | | | | |
| 40-44 | 8 | 4 | 12 | 2 | | | 6 | 4 | 10 | | | | | | |
| 45-49 | 1 | 1 | 2 | | 1 | 1 | 1 | | 1 | | | | | | |
| 50-54 | | | | 2 | 1 | 3 | -2 | -1 | -3 | | | | | | |
| 55-59 | | 1 | 1 | 1 | 1 | 2 | -1 | | -1 | | | | | | |
| 60-64 | | | | | | | | | | | | | | | |
| 65-69 | | 2 | 2 | 2 | | 2 | -2 | 2 | | | | | | | |
| 70-74 | 2 | 1 | 3 | | 1 | 1 | 2 | | 2 | | | | | | |
| 75-79 | | | | | | | | | | | | | | | |
| 80-84 | | | | | | | | | | | | | | | |
| 85- | | | | | | | | | | | | | | | |
| SUMMA | 54 | 72 | 126 | 78 | 66 | 144 | -24 | 6 | -18 | 2 | 5 | -3 | 1 | 1 | 2 |

Tabell 6 (forts) Flyttningar efter kön, ålder och medborgarskap för kommuner 1975

| ÅLDER VID BRETS SLUT | INFLYTTNING | | | UTFLYTTNING | | | NETTOINFLYTTNING | | | OMFLYTTNING AV UTLÄNNINGAR | | | FLYTTNINGAR INOM OMRÅDET | | |
|-------------------------|-------------|-----|-------|-------------|-----|-------|------------------|-----|-------|-------------------------------|----|-------|-----------------------------|----|-------|
| | M | KV | SUMMA | M | KV | SUMMA | M | KV | SUMMA | IN | UT | NETTO | M | KV | SUMMA |
| KOMMUN 24 60 | VÄNNÄS | | | | | | | | | | | | | | |
| - 4 | 36 | 27 | 63 | 21 | 23 | 44 | 15 | 4 | 19 | 2 | 3 | -1 | 7 | 7 | 14 |
| 5- 9 | 19 | 23 | 42 | 14 | 18 | 32 | 5 | 5 | 10 | 3 | 1 | 2 | 7 | 2 | 9 |
| 10-14 | 15 | 14 | 29 | 16 | 8 | 24 | -1 | 6 | 5 | 2 | 1 | 1 | 5 | 3 | 8 |
| 15-19 | 11 | 15 | 26 | 31 | 37 | 68 | -20 | -22 | -42 | | | | 2 | 6 | 8 |
| 20-24 | 42 | 44 | 86 | 78 | 103 | 181 | -36 | -59 | -95 | 2 | 7 | -5 | 11 | 11 | 22 |
| 25-29 | 49 | 45 | 94 | 61 | 34 | 95 | -12 | 11 | -1 | 2 | | 2 | 5 | 3 | 8 |
| 30-34 | 32 | 22 | 54 | 36 | 20 | 56 | -4 | 2 | -2 | | 5 | -5 | 9 | 5 | 14 |
| 35-39 | 18 | 9 | 27 | 11 | 7 | 18 | 7 | 2 | 9 | 2 | | 2 | 4 | 4 | 8 |
| 40-44 | 10 | 6 | 16 | 5 | 6 | 11 | 5 | | 5 | | 1 | -1 | 4 | 4 | 8 |
| 45-49 | 11 | 5 | 16 | 14 | 10 | 24 | -3 | -5 | -8 | 2 | 2 | | 4 | | 4 |
| 50-54 | 6 | 5 | 11 | 8 | 8 | 16 | -2 | -3 | -5 | | | | 2 | 1 | 3 |
| 55-59 | 1 | 5 | 6 | 9 | 5 | 14 | -8 | | -8 | | 1 | -1 | 1 | 3 | 4 |
| 60-64 | 1 | 7 | 8 | 3 | 9 | 12 | -2 | -2 | -4 | | | | 2 | 2 | 4 |
| 65-69 | 4 | 2 | 6 | 1 | 4 | 5 | 3 | -2 | 1 | | | | 2 | 2 | 2 |
| 70-74 | 3 | | 7 | 2 | | 2 | 1 | 4 | 5 | | | | | 1 | 1 |
| 75-79 | | 2 | 2 | | 3 | 3 | | -1 | -1 | | | | 1 | 3 | 4 |
| 80-84 | | 1 | 1 | 1 | | 1 | -1 | 1 | | | | | 3 | | 3 |
| 85- | | | | | 1 | 1 | | -1 | -1 | | | | | | |
| SUMMA | 258 | 236 | 494 | 311 | 296 | 607 | -53 | -60 | -113 | 15 | 21 | -6 | 67 | 57 | 124 |
| KOMMUN 24 62 | VILHELMINA | | | | | | | | | | | | | | |
| - 4 | 21 | 22 | 43 | 15 | 7 | 22 | 6 | 15 | 21 | 5 | 3 | 2 | 2 | 2 | 4 |
| 5- 9 | 16 | 22 | 38 | 16 | 9 | 25 | | 13 | 13 | 3 | 2 | 1 | 2 | | 2 |
| 10-14 | 11 | 11 | 22 | 7 | 7 | 14 | 4 | 4 | 8 | 1 | | 1 | 1 | 1 | 2 |
| 15-19 | 8 | 10 | 18 | 9 | 19 | 28 | -1 | -9 | -10 | 1 | | 1 | 2 | 3 | 5 |
| 20-24 | 19 | 36 | 55 | 41 | 44 | 85 | -22 | -8 | -30 | 2 | 2 | | 6 | 5 | 11 |
| 25-29 | 28 | 24 | 52 | 33 | 25 | 58 | -5 | -1 | -6 | 3 | 3 | | 3 | 1 | 4 |
| 30-34 | 29 | 21 | 50 | 8 | 17 | 25 | 21 | 4 | 25 | 3 | 1 | 2 | 4 | 1 | 5 |
| 35-39 | 18 | 6 | 24 | 5 | 6 | 11 | 13 | | 13 | | 1 | -1 | 1 | | 1 |
| 40-44 | 10 | 7 | 17 | 10 | 6 | 16 | | 1 | 1 | | | | | | |
| 45-49 | 2 | 6 | 8 | 5 | 6 | 11 | -3 | | -3 | | | | | 1 | 1 |
| 50-54 | 5 | 2 | 7 | 6 | 2 | 8 | -1 | | -1 | | | | 2 | | 2 |
| 55-59 | 2 | 3 | 5 | 1 | 4 | 5 | 1 | -1 | | | | | 2 | 2 | 4 |
| 60-64 | 1 | 2 | 3 | 2 | 1 | 3 | -1 | 1 | | | | | 2 | 2 | 4 |
| 65-69 | 2 | | 2 | 4 | 3 | 7 | -2 | -3 | -5 | | | | | 1 | 1 |
| 70-74 | | | | | 1 | 1 | | -1 | -1 | | | | 4 | | 4 |
| 75-79 | | 1 | 1 | | | | | 1 | 1 | | | | | | |
| 80-84 | | | | | | | | | | | | | | 1 | 1 |
| 85- | | | | | | | | | | | | | | | |
| SUMMA | 172 | 173 | 345 | 162 | 157 | 319 | 10 | 16 | 26 | 18 | 12 | 6 | 31 | 20 | 51 |
| KOMMUN 24 63 | ÅSELE | | | | | | | | | | | | | | |
| - 4 | 18 | 23 | 41 | 12 | 11 | 23 | 6 | 12 | 18 | | | | 3 | 1 | 4 |
| 5- 9 | 20 | 10 | 30 | 6 | 7 | 13 | 14 | 3 | 17 | 2 | | 2 | 3 | | 3 |
| 10-14 | 14 | 6 | 20 | 8 | 5 | 13 | 6 | 1 | 7 | | | | 1 | 3 | 4 |
| 15-19 | 6 | 14 | 20 | 15 | 33 | 48 | -9 | -19 | -28 | | 1 | -1 | | | |
| 20-24 | 24 | 26 | 50 | 49 | 40 | 89 | -25 | -14 | -39 | | | | 5 | 5 | 10 |
| 25-29 | 40 | 22 | 62 | 27 | 18 | 45 | 13 | 4 | 17 | | | | 1 | 3 | 4 |
| 30-34 | 19 | 12 | 31 | 14 | 11 | 25 | 5 | 1 | 6 | 1 | | 1 | 2 | 3 | 5 |
| 35-39 | 10 | 7 | 17 | 15 | 6 | 21 | -5 | 1 | -4 | | | | 2 | | 2 |
| 40-44 | 11 | 3 | 14 | 5 | 10 | 6 | -2 | 4 | | | 1 | -1 | 1 | 1 | 2 |
| 45-49 | 3 | 4 | 7 | 6 | 3 | 14 | -3 | -4 | -7 | 1 | | 1 | 1 | | 1 |
| 50-54 | 1 | 5 | 6 | 5 | 6 | 11 | -4 | -1 | -5 | | | | | | |
| 55-59 | 4 | 3 | 7 | 1 | 2 | 3 | 3 | 1 | 4 | | 1 | -1 | | 1 | 1 |
| 60-64 | 5 | 9 | 14 | 3 | 3 | 6 | 2 | 6 | 8 | | | | | | |
| 65-69 | 2 | | 2 | 3 | 2 | 5 | -1 | -2 | -3 | | | | 1 | | 1 |
| 70-74 | 1 | 1 | 2 | 1 | 2 | 3 | | -1 | -1 | | | | | | |
| 75-79 | | 2 | 2 | 1 | 1 | 2 | -1 | 1 | | | | | 1 | | 1 |
| 80-84 | | | | | | | | | | | | | | | |
| 85- | | | | 1 | | 1 | -1 | | -1 | | | | | | |
| SUMMA | 178 | 147 | 325 | 172 | 160 | 332 | 6 | -13 | -7 | 4 | 4 | | 21 | 17 | 38 |

| ÅLDER VID ÅRETS SLUT | INFLYTTNING | | | UTFLYTTNING | | | NETTOINFLYTTNING | | | OMFLYTTNING AV UTLÄNNINGAR | | | FLYTTNINGAR INOM OMRÅDET | | |
|-------------------------|-------------|------|-------|-------------|------|-------|------------------|-----|-------|-------------------------------|-----|-------|-----------------------------|------|-------|
| | M | KV | SUMMA | M | KV | SUMMA | M | KV | SUMMA | IN | UT | NETTO | M | KV | SUMMA |
| KOMMUN 24 80 UMER | | | | | | | | | | | | | | | |
| - 4 | 217 | 214 | 431 | 258 | 239 | 497 | -41 | -25 | -66 | 61 | 35 | 26 | 282 | 240 | 522 |
| 5- 9 | 148 | 141 | 289 | 135 | 128 | 263 | 13 | 13 | 26 | 32 | 17 | 15 | 168 | 171 | 339 |
| 10-14 | 95 | 81 | 176 | 84 | 73 | 157 | 11 | 8 | 19 | 12 | 4 | 8 | 104 | 103 | 207 |
| 15-19 | 100 | 221 | 321 | 72 | 123 | 195 | 28 | 98 | 126 | 21 | 3 | 18 | 104 | 218 | 322 |
| 20-24 | 550 | 700 | 1250 | 278 | 411 | 689 | 272 | 289 | 561 | 112 | 46 | 66 | 425 | 540 | 965 |
| 25-29 | 527 | 418 | 945 | 515 | 513 | 1028 | 12 | -95 | -83 | 71 | 76 | -5 | 500 | 453 | 953 |
| 30-34 | 248 | 190 | 438 | 268 | 218 | 486 | -20 | -28 | -48 | 40 | 30 | 10 | 343 | 223 | 566 |
| 35-39 | 122 | 87 | 209 | 103 | 79 | 182 | 19 | 8 | 27 | 17 | 10 | 7 | 164 | 123 | 287 |
| 40-44 | 76 | 52 | 128 | 65 | 41 | 106 | 11 | 11 | 22 | 9 | 3 | 6 | 103 | 86 | 189 |
| 45-49 | 40 | 32 | 72 | 35 | 33 | 68 | 5 | -1 | 4 | 4 | 4 | 6 | 92 | 67 | 159 |
| 50-54 | 31 | 36 | 67 | 22 | 23 | 45 | 9 | 13 | 22 | 4 | 2 | 2 | 61 | 52 | 113 |
| 55-59 | 21 | 24 | 45 | 27 | 37 | 64 | -6 | -13 | -19 | 4 | 4 | 4 | 56 | 41 | 97 |
| 60-64 | 15 | 18 | 33 | 11 | 18 | 29 | 4 | | 4 | | 1 | -1 | 33 | 31 | 64 |
| 65-69 | 17 | 16 | 33 | 17 | 15 | 32 | | 1 | 1 | 6 | | 6 | 33 | 35 | 68 |
| 70-74 | 7 | 12 | 19 | 8 | 9 | 17 | -1 | 3 | 2 | | | | 17 | 21 | 38 |
| 75-79 | 3 | 8 | 11 | 2 | 4 | 6 | 1 | 4 | 5 | 1 | | 1 | 11 | 18 | 29 |
| 80-84 | | 4 | 4 | 1 | 3 | 4 | -1 | 1 | | | | | 7 | 20 | 27 |
| 85- | 1 | 1 | 2 | 2 | 1 | 3 | -1 | | -1 | | | | 5 | 5 | 10 |
| SUMMA | 2218 | 2255 | 4473 | 1903 | 1968 | 3871 | 315 | 287 | 602 | 394 | 235 | 159 | 2508 | 2447 | 4955 |
| KOMMUN 24 81 LYCKSELE | | | | | | | | | | | | | | | |
| - 4 | 45 | 41 | 86 | 41 | 34 | 75 | 4 | 7 | 11 | 17 | 6 | 11 | 4 | 2 | 6 |
| 5- 9 | 37 | 32 | 69 | 34 | 20 | 54 | 3 | 12 | 15 | 7 | 3 | 4 | 1 | 1 | 2 |
| 10-14 | 16 | 11 | 27 | 28 | 12 | 40 | -12 | -1 | -13 | | 1 | -1 | | | |
| 15-19 | 13 | 50 | 63 | 15 | 40 | 55 | -2 | 10 | 8 | | 1 | -1 | 3 | 7 | 10 |
| 20-24 | 62 | 70 | 132 | 79 | 97 | 176 | -17 | -27 | -44 | 4 | 3 | 1 | 12 | 8 | 20 |
| 25-29 | 78 | 57 | 135 | 77 | 54 | 131 | 1 | 3 | 4 | 14 | 6 | 8 | 5 | 6 | 11 |
| 30-34 | 39 | 32 | 71 | 39 | 34 | 73 | | -2 | -2 | 7 | 7 | | 2 | 1 | 3 |
| 35-39 | 24 | 17 | 41 | 19 | 13 | 32 | 5 | 4 | 9 | 2 | 3 | -1 | 1 | 1 | 2 |
| 40-44 | 21 | 9 | 30 | 20 | 15 | 35 | 1 | -6 | -5 | 2 | 2 | | 1 | | 1 |
| 45-49 | 6 | 13 | 19 | 6 | 5 | 11 | | 8 | 8 | 1 | | 1 | | 1 | 1 |
| 50-54 | 8 | 9 | 17 | 6 | 5 | 11 | 2 | 4 | 6 | 2 | 1 | 1 | | 1 | 1 |
| 55-59 | 7 | 6 | 13 | 9 | 9 | 18 | -2 | -3 | -5 | 2 | 1 | 1 | 1 | 1 | 2 |
| 60-64 | 6 | 4 | 10 | 6 | 7 | 13 | | -3 | -3 | | | | 2 | 1 | 3 |
| 65-69 | 8 | 9 | 17 | 3 | 1 | 4 | 5 | 8 | 13 | | | | | | |
| 70-74 | 2 | 3 | 5 | 2 | 3 | 5 | | | | | | | | 1 | 1 |
| 75-79 | 1 | 3 | 4 | 2 | 3 | 5 | -1 | | -1 | 1 | 1 | | | | |
| 80-84 | 1 | 1 | 2 | | | 1 | 1 | 1 | | | | | | | |
| 85- | | | | 1 | | 1 | -1 | | -1 | | | | | 1 | 1 |
| SUMMA | 374 | 367 | 741 | 387 | 352 | 739 | -13 | 15 | 2 | 59 | 35 | 24 | 32 | 32 | 64 |
| KOMMUN 24 82 SKELLETER | | | | | | | | | | | | | | | |
| - 4 | 150 | 113 | 263 | 98 | 98 | 196 | 52 | 15 | 67 | 47 | 13 | 34 | 137 | 119 | 256 |
| 5- 9 | 102 | 96 | 198 | 62 | 74 | 136 | 40 | 22 | 62 | 14 | 6 | 8 | 85 | 75 | 160 |
| 10-14 | 57 | 57 | 114 | 54 | 54 | 108 | 3 | 3 | 6 | 8 | 8 | | 54 | 41 | 95 |
| 15-19 | 41 | 84 | 125 | 37 | 106 | 143 | 4 | -22 | -18 | 11 | 9 | 2 | 61 | 136 | 197 |
| 20-24 | 154 | 194 | 348 | 186 | 252 | 438 | -32 | -58 | -90 | 13 | 10 | 3 | 283 | 304 | 587 |
| 25-29 | 206 | 201 | 407 | 168 | 131 | 299 | 38 | 70 | 108 | 28 | 5 | 23 | 281 | 194 | 475 |
| 30-34 | 136 | 130 | 266 | 107 | 90 | 197 | 29 | 40 | 69 | 17 | 10 | 7 | 157 | 108 | 265 |
| 35-39 | 73 | 43 | 116 | 46 | 51 | 97 | 27 | -8 | 19 | 11 | 4 | 7 | 98 | 55 | 153 |
| 40-44 | 39 | 26 | 65 | 38 | 30 | 68 | 1 | -4 | -3 | 4 | 1 | 3 | 51 | 36 | 87 |
| 45-49 | 19 | 18 | 37 | 21 | 20 | 41 | -2 | -2 | -4 | 4 | 2 | 2 | 34 | 27 | 61 |
| 50-54 | 21 | 25 | 46 | 17 | 17 | 34 | 4 | 8 | 12 | 2 | | 2 | 38 | 24 | 62 |
| 55-59 | 11 | 15 | 26 | 6 | 10 | 16 | 5 | 5 | 10 | 3 | 1 | 2 | 28 | 41 | 69 |
| 60-64 | 11 | 16 | 27 | 6 | 11 | 17 | 5 | 5 | 10 | 2 | 1 | 1 | 30 | 26 | 56 |
| 65-69 | 7 | 11 | 18 | 9 | 9 | 18 | -2 | 2 | | 1 | | 1 | 27 | 33 | 60 |
| 70-74 | 6 | 9 | 15 | 8 | 12 | 20 | -2 | -3 | -5 | | | | 17 | 31 | 48 |
| 75-79 | 1 | 2 | 3 | 3 | 2 | 5 | -2 | | -2 | 1 | 1 | | 16 | 16 | 32 |
| 80-84 | | 2 | 2 | 4 | 3 | 7 | -4 | -1 | -5 | | | | 8 | 10 | 18 |
| 85- | 1 | | 1 | 1 | | 1 | | | | | | | 3 | 1 | 4 |
| SUMMA | 1035 | 1042 | 2077 | 871 | 970 | 1841 | 164 | 72 | 236 | 166 | 71 | 95 | 1408 | 1277 | 2685 |

Tabell 6 (forts) Flyttningar efter kön, ålder och medborgarskap för kommuner 1975

| ÅLDER VID ÅRETS SLUT | INFLYTTNING | | | UTFLYTTNING | | | NETTOINFLYTTNING | | | OMFLYTTNING AV UTLÄNNINGAR | | | FLYTTNINGAR INOM OMRÅDET | | |
|-------------------------|-------------|-----|-------|-------------|-----|-------|------------------|-----|-------|-------------------------------|----|-------|-----------------------------|----|-------|
| | M | KV | SUMMA | M | KV | SUMMA | M | KV | SUMMA | IN | UT | NETTO | M | KV | SUMMA |
| KOMMUN 25 05 | ARVIDSJAUR | | | | | | | | | | | | | | |
| - 4 | 16 | 21 | 37 | 8 | 12 | 20 | 8 | 9 | 17 | 1 | | 1 | | 1 | 1 |
| 5- 9 | 13 | 11 | 24 | 3 | 4 | 7 | 10 | 7 | 17 | 2 | | 2 | | 1 | 1 |
| 10-14 | 7 | 11 | 18 | | 4 | 4 | 7 | 7 | 14 | | | | | | |
| 15-19 | 6 | 13 | 19 | 16 | 31 | 47 | -10 | -18 | -28 | | | | 1 | 3 | 4 |
| 20-24 | 19 | 24 | 43 | 36 | 33 | 69 | -17 | -9 | -26 | 1 | | 1 | 1 | 1 | 1 |
| 25-29 | 22 | 24 | 46 | 30 | 21 | 51 | -8 | 3 | -5 | 1 | | 1 | 2 | 1 | 3 |
| 30-34 | 19 | 16 | 35 | 16 | 7 | 23 | 3 | 9 | 12 | 1 | 1 | | 2 | 1 | 3 |
| 35-39 | 7 | 7 | 14 | 4 | 5 | 9 | 3 | 2 | 5 | | | | | | |
| 40-44 | 6 | 2 | 8 | 4 | 5 | 9 | 2 | -3 | -1 | | 2 | -2 | | | |
| 45-49 | 2 | 2 | 4 | 3 | 5 | 8 | -1 | -3 | -4 | | | | 1 | 1 | 2 |
| 50-54 | 1 | | 1 | 2 | 2 | 4 | -1 | -2 | -3 | | | | | | |
| 55-59 | 2 | 4 | 6 | 1 | 2 | 3 | 1 | 2 | 3 | | | | | | |
| 60-64 | 2 | 1 | 3 | 1 | 3 | 4 | 1 | -2 | -1 | | | | | | |
| 65-69 | 2 | | 2 | 4 | 1 | 5 | -2 | -1 | -3 | | | | | | |
| 70-74 | | | | | 3 | 3 | | -3 | -3 | | | | | | |
| 75-79 | | | | | 1 | 1 | | -1 | -1 | | | | 1 | 1 | 2 |
| 80-84 | 1 | | 1 | | | | 1 | | 1 | | | | 2 | 2 | 4 |
| 85- | | | | 1 | | 1 | -1 | | -1 | | | | 1 | | 1 |
| SUMMA | 125 | 136 | 261 | 129 | 139 | 268 | -4 | -3 | -7 | 6 | 3 | 3 | 11 | 11 | 22 |
| KOMMUN 25 06 | ARJEPLÖG | | | | | | | | | | | | | | |
| - 4 | 12 | 12 | 24 | 11 | 9 | 20 | 1 | 3 | 4 | 2 | 6 | -4 | | | |
| 5- 9 | 7 | 4 | 11 | 5 | 4 | 9 | 2 | | 2 | 2 | 2 | | | | |
| 10-14 | 1 | 6 | 7 | 2 | 4 | 6 | -1 | 2 | 1 | | | | | | |
| 15-19 | 2 | 8 | 10 | 6 | 12 | 18 | -4 | -4 | -8 | | | | | 1 | 1 |
| 20-24 | 12 | 17 | 29 | 17 | 20 | 37 | -5 | -3 | -8 | 7 | 3 | 4 | 1 | 1 | 2 |
| 25-29 | 10 | 8 | 18 | 19 | 15 | 34 | -9 | -7 | -16 | 1 | 5 | -4 | | | |
| 30-34 | 12 | 7 | 19 | 7 | 8 | 15 | 5 | -1 | 4 | 4 | | 4 | | | |
| 35-39 | 3 | 1 | 4 | 4 | 4 | 8 | -1 | -3 | -4 | 1 | | 1 | 1 | 1 | 2 |
| 40-44 | 2 | 3 | 5 | 1 | 2 | 3 | 1 | 1 | 2 | | | | | | |
| 45-49 | 2 | 2 | 4 | 1 | 1 | 2 | 1 | 1 | 2 | | | | 1 | | 1 |
| 50-54 | 2 | 3 | 5 | 1 | 1 | 2 | 1 | 3 | 4 | | | | | | |
| 55-59 | 3 | | 3 | 1 | 2 | 3 | 2 | -2 | | | | | | | |
| 60-64 | 1 | 1 | 2 | 1 | | 1 | | 1 | 1 | | | | | | |
| 65-69 | 1 | | 1 | | | | 1 | | 1 | | | | 1 | | 1 |
| 70-74 | | | | | 1 | 1 | | -1 | -1 | | | | 1 | | 1 |
| 75-79 | | | | | | | | | | | | | 2 | | 2 |
| 80-84 | | | | 1 | | 1 | -1 | | -1 | | | | | 1 | 1 |
| 85- | | | | | | | | | | | | | | | |
| SUMMA | 70 | 72 | 142 | 77 | 82 | 159 | -7 | -10 | -17 | 17 | 16 | 1 | 7 | 4 | 11 |
| KOMMUN 25 10 | JOKKMOKK | | | | | | | | | | | | | | |
| - 4 | 16 | 17 | 33 | 15 | 15 | 30 | 1 | 2 | 3 | 1 | | 1 | 4 | 4 | 8 |
| 5- 9 | 10 | 17 | 27 | 6 | 15 | 21 | 4 | 2 | 6 | | | | 4 | 2 | 6 |
| 10-14 | 11 | 5 | 16 | 7 | 7 | 14 | 4 | -2 | 2 | | | | 2 | | 2 |
| 15-19 | 7 | 12 | 19 | 11 | 21 | 32 | -4 | -9 | -13 | | 1 | -1 | 2 | 6 | 8 |
| 20-24 | 21 | 31 | 52 | 30 | 37 | 67 | -9 | -6 | -15 | 2 | 2 | | 7 | 6 | 13 |
| 25-29 | 32 | 26 | 58 | 30 | 21 | 51 | 2 | 5 | 7 | 2 | 2 | | 9 | 4 | 13 |
| 30-34 | 14 | 12 | 26 | 13 | 13 | 26 | 1 | -1 | | 2 | 2 | | 6 | 2 | 8 |
| 35-39 | 15 | 8 | 23 | 12 | 7 | 19 | 3 | 1 | 4 | | | | 1 | 3 | 4 |
| 40-44 | 6 | 3 | 9 | 7 | 9 | 16 | -1 | -6 | -7 | | 1 | -1 | 4 | 3 | 7 |
| 45-49 | 3 | 3 | 6 | 7 | 4 | 11 | -4 | -1 | -5 | | | | 2 | | 2 |
| 50-54 | 3 | 3 | 6 | 3 | 5 | 8 | | -2 | -2 | | | | 3 | 1 | 4 |
| 55-59 | 2 | 2 | 4 | 6 | 4 | 10 | -4 | -2 | -6 | | | | | 1 | 1 |
| 60-64 | 1 | 1 | 2 | 7 | 9 | 16 | -6 | -8 | -14 | | | | 2 | | 2 |
| 65-69 | 3 | 1 | 4 | 3 | 1 | 4 | | | | | | | 2 | 2 | 4 |
| 70-74 | | 1 | 1 | 5 | 2 | 7 | -5 | -1 | -6 | | | | | 3 | 3 |
| 75-79 | 1 | | 1 | | 1 | 1 | 1 | -1 | | | | | 1 | 1 | 2 |
| 80-84 | | | | | | | | | | | | | 2 | | 2 |
| 85- | | | | | 1 | 1 | | -1 | -1 | | | | | | |
| SUMMA | 145 | 142 | 287 | 162 | 172 | 334 | -17 | -30 | -47 | 7 | 8 | -1 | 51 | 38 | 89 |

| ÅLDER VID ÅRETS SLUT | INFLYTTNING | | | UTFLYTTNING | | | NETTOINFLYTTNING | | | OMFLYTTNING AV UTLÄNNINGAR | | | FLYTTNINGAR INOM OMRÅDET | | |
|-------------------------|-------------|-----|-------|-------------|-----|-------|------------------|-----|-------|-------------------------------|----|-------|-----------------------------|----|-------|
| | M | KV | SUMMA | M | KV | SUMMA | M | KV | SUMMA | IN | UT | NETTO | M | KV | SUMMA |
| KOMMUN 25 13 | HVERKALIX | | | | | | | | | | | | | | |
| - 4 | 13 | 6 | 19 | 6 | 12 | 18 | 7 | -6 | 1 | 1 | 1 | | | | 1 |
| 5- 9 | 6 | 5 | 11 | 1 | 2 | 3 | 5 | 3 | 8 | 2 | 2 | | | | 1 |
| 10-14 | 2 | 5 | 7 | 2 | 2 | 4 | | 3 | 3 | | 1 | -1 | | | 1 |
| 15-19 | 2 | 4 | 6 | 6 | 19 | 25 | -4 | -15 | -19 | 1 | | 1 | | | 1 |
| 20-24 | 7 | 11 | 18 | 43 | 39 | 82 | -36 | -28 | -64 | 1 | 1 | 1 | 3 | 1 | 4 |
| 25-29 | 12 | 10 | 22 | 33 | 19 | 52 | -21 | -9 | -30 | 3 | 1 | 2 | 1 | 1 | 2 |
| 30-34 | 11 | 3 | 14 | 11 | 10 | 21 | | -7 | -7 | 2 | 2 | | | | |
| 35-39 | 6 | 5 | 11 | 1 | 4 | 5 | 5 | 1 | 6 | | | | | | |
| 40-44 | 4 | 2 | 6 | | 2 | 2 | 4 | | 4 | | | | | | |
| 45-49 | 1 | 2 | 3 | 1 | | 1 | | 2 | 2 | 1 | | 1 | | | |
| 50-54 | 1 | | 1 | | | | 1 | | 1 | | | | | | |
| 55-59 | | 1 | 1 | 1 | 1 | 2 | -1 | | -1 | | | | | | |
| 60-64 | 2 | 2 | 4 | 1 | | 1 | 1 | 2 | 3 | | | | | | |
| 65-69 | 3 | 1 | 4 | | 1 | 1 | 3 | | 3 | | | | | | |
| 70-74 | | 1 | 1 | | 1 | 1 | | | 1 | | | | | | |
| 75-79 | | | | 1 | 3 | 4 | -1 | -3 | -4 | | | | | | |
| 80-84 | | | | | | | | | | | | | | | |
| 85- | | | | | | | | | | | | | | | |
| SUMMA | 70 | 58 | 128 | 107 | 115 | 222 | -37 | -57 | -94 | 11 | 7 | 4 | 4 | 5 | 9 |
| KOMMUN 25 14 | KALIX | | | | | | | | | | | | | | |
| - 4 | 61 | 46 | 107 | 32 | 30 | 62 | 29 | 16 | 45 | 23 | 17 | 6 | 5 | 5 | 10 |
| 5- 9 | 39 | 43 | 82 | 22 | 23 | 45 | 17 | 20 | 37 | 22 | 10 | 12 | 2 | 2 | 4 |
| 10-14 | 18 | 21 | 39 | 12 | 8 | 20 | 6 | 13 | 19 | 14 | 1 | 13 | | 1 | 1 |
| 15-19 | 22 | 33 | 55 | 17 | 51 | 68 | 5 | -18 | -13 | 9 | 3 | 6 | 2 | 3 | 5 |
| 20-24 | 76 | 95 | 171 | 115 | 106 | 221 | -39 | -11 | -50 | 39 | 17 | 22 | 2 | 7 | 9 |
| 25-29 | 89 | 63 | 152 | 62 | 37 | 99 | 27 | 26 | 53 | 41 | 20 | 21 | 8 | 5 | 13 |
| 30-34 | 50 | 38 | 88 | 31 | 17 | 48 | 19 | 21 | 40 | 21 | 8 | 13 | 5 | 5 | 5 |
| 35-39 | 26 | 15 | 41 | 16 | 18 | 34 | 10 | -3 | 7 | 3 | 4 | -1 | 1 | 2 | 3 |
| 40-44 | 13 | 12 | 25 | 7 | 8 | 15 | 6 | 4 | 10 | 8 | 2 | 6 | 1 | | 1 |
| 45-49 | 11 | 4 | 15 | 4 | 8 | 12 | 7 | -4 | 3 | 3 | 2 | 1 | | 3 | 3 |
| 50-54 | 11 | 13 | 24 | 8 | 4 | 12 | 3 | 9 | 12 | 5 | 1 | 4 | 2 | 2 | 4 |
| 55-59 | 6 | 6 | 12 | 2 | 3 | 5 | 4 | 3 | 7 | 1 | 1 | | 1 | | 1 |
| 60-64 | 6 | 8 | 14 | | 3 | 3 | 6 | 5 | 11 | 2 | 1 | 1 | | | |
| 65-69 | 3 | 4 | 7 | 3 | 4 | 7 | | | | 2 | 2 | | 1 | 2 | 3 |
| 70-74 | 3 | 5 | 8 | 3 | 5 | 8 | | | | 2 | | 2 | | 1 | 1 |
| 75-79 | 1 | 2 | 3 | 1 | 2 | 3 | | | | 2 | | | | 1 | 1 |
| 80-84 | 2 | 2 | 4 | 2 | | 2 | | | | | 1 | -1 | | | |
| 85- | | | | | 1 | 1 | | -1 | -1 | | | | | 1 | 1 |
| SUMMA | 437 | 410 | 847 | 337 | 328 | 665 | 100 | 82 | 182 | 195 | 90 | 105 | 30 | 35 | 65 |
| KOMMUN 25 18 | ÖVERTORNER | | | | | | | | | | | | | | |
| - 4 | 21 | 15 | 36 | 30 | 18 | 48 | -9 | -3 | -12 | 14 | 17 | -3 | 2 | | 2 |
| 5- 9 | 7 | 14 | 21 | 9 | 15 | 24 | -2 | -1 | -3 | 15 | 12 | 3 | 2 | 1 | 3 |
| 10-14 | 7 | 10 | 17 | 3 | 1 | 4 | 4 | 9 | 13 | 4 | 1 | 3 | | | |
| 15-19 | 10 | 5 | 15 | 16 | 44 | 60 | -6 | -39 | -45 | 6 | 7 | -1 | | | |
| 20-24 | 29 | 42 | 71 | 94 | 67 | 161 | -65 | -25 | -90 | 25 | 23 | 2 | 2 | 4 | 6 |
| 25-29 | 29 | 21 | 50 | 36 | 28 | 64 | -7 | -7 | -14 | 21 | 16 | 5 | 3 | 4 | 7 |
| 30-34 | 18 | 8 | 26 | 18 | 12 | 30 | | -4 | -4 | 7 | 10 | -3 | | | |
| 35-39 | 9 | 5 | 14 | 6 | 4 | 10 | 3 | 1 | 4 | 5 | 3 | 2 | 1 | | 1 |
| 40-44 | 7 | | 7 | 6 | 2 | 8 | 1 | -2 | -1 | 1 | 1 | | 1 | | 1 |
| 45-49 | 5 | 2 | 7 | 2 | 1 | 3 | 3 | 1 | 4 | 2 | 2 | | | | |
| 50-54 | 4 | 4 | 8 | 4 | 2 | 6 | | 2 | 2 | 3 | | 3 | | | |
| 55-59 | 1 | 2 | 3 | | 2 | 2 | 1 | | 1 | 1 | 1 | | | | |
| 60-64 | 2 | 3 | 5 | 2 | 2 | 4 | | 1 | 1 | | | | 1 | | 1 |
| 65-69 | 1 | 2 | 3 | 1 | 1 | 2 | | 1 | 1 | | | | | | |
| 70-74 | | 1 | 1 | | 4 | 4 | | | -3 | -3 | 2 | -2 | | | |
| 75-79 | | 2 | 2 | | | | | 2 | 2 | | | | | 1 | 1 |
| 80-84 | | | | 1 | | 1 | -1 | | -1 | | | | | | |
| 85- | | | | | | | | | | | | | | | |
| SUMMA | 150 | 136 | 286 | 228 | 203 | 431 | -78 | -67 | -145 | 104 | 95 | 9 | 12 | 10 | 22 |

Tabell 6 (forts) Flyttningar efter kön, ålder och medborgarskap för kommuner 1975

| ÅLDER VID RETS SLUT | INFLYTTNING | | | UTFLYTTNING | | | NETTOINFLYTTNING | | | OMFLYTTNING AV UTLÄNNINGAR | | | FLYTTNINGAR INOM OMRÅDET | | |
|------------------------|-------------|-----|-------|-------------|-----|-------|------------------|------|-------|-------------------------------|----|-------|-----------------------------|-----|-------|
| | M | KV | SUMMA | M | KV | SUMMA | M | KV | SUMMA | IN | UT | NETTO | M | KV | SUMMA |
| KOMMUN 25 21 PAJALA | | | | | | | | | | | | | | | |
| - 4 | 21 | 18 | 39 | 26 | 18 | 44 | -5 | -9 | -14 | 5 | 4 | 1 | 7 | 8 | 15 |
| 5- 9 | 15 | 9 | 24 | 16 | 18 | 34 | -1 | -9 | -10 | 4 | 9 | -5 | 2 | 2 | 4 |
| 10-14 | 1 | 3 | 4 | 7 | 8 | 15 | -6 | -5 | -11 | | 1 | -1 | 1 | 1 | 2 |
| 15-19 | 9 | 10 | 19 | 37 | 42 | 79 | -28 | -32 | -60 | 2 | | 2 | | | |
| 20-24 | 36 | 31 | 67 | 101 | 87 | 188 | -65 | -56 | -121 | 12 | 6 | 6 | 3 | 12 | 15 |
| 25-29 | 40 | 27 | 67 | 51 | 38 | 89 | -11 | -11 | -22 | 12 | 6 | 6 | 5 | 5 | 10 |
| 30-34 | 21 | 9 | 30 | 21 | 20 | 41 | | -11 | -11 | 2 | 6 | -4 | 3 | 2 | 5 |
| 35-39 | 9 | 7 | 16 | 13 | 5 | 18 | -4 | 2 | -2 | 3 | 4 | -1 | 3 | 2 | 5 |
| 40-44 | 6 | 2 | 8 | 8 | 5 | 13 | -2 | -3 | -5 | 2 | 2 | | 2 | 1 | 3 |
| 45-49 | 7 | 2 | 9 | 3 | 3 | 6 | 4 | -1 | 3 | 2 | | 2 | 3 | 1 | 4 |
| 50-54 | 2 | 2 | 4 | 3 | 2 | 5 | -1 | | -1 | 1 | | 1 | | | |
| 55-59 | 1 | 3 | 4 | 1 | 3 | 4 | | | | | | | | | |
| 60-64 | 4 | 1 | 5 | 3 | 2 | 5 | 1 | -1 | | | 1 | -1 | 1 | | 1 |
| 65-69 | 6 | 1 | 7 | 2 | 3 | 5 | 4 | -2 | 2 | | | | | 1 | 1 |
| 70-74 | 1 | 2 | 3 | | 1 | 1 | 1 | 1 | 2 | 1 | 1 | | | | |
| 75-79 | | 2 | 2 | | | | | 2 | 2 | | | 2 | | | |
| 80-84 | 1 | 1 | 2 | | | | 1 | 1 | 2 | 1 | | 1 | | | |
| 85- | | | | 1 | | 1 | -1 | | -1 | | | | | | |
| SUMMA | 180 | 130 | 310 | 293 | 255 | 548 | -113 | -125 | -238 | 49 | 40 | 9 | 30 | 35 | 65 |
| KOMMUN 25 23 GÄLLIVARE | | | | | | | | | | | | | | | |
| - 4 | 44 | 44 | 88 | 51 | 52 | 103 | -7 | -8 | -15 | 13 | 4 | 9 | 37 | 36 | 73 |
| 5- 9 | 27 | 29 | 56 | 40 | 37 | 77 | -13 | -8 | -21 | 2 | 2 | | 27 | 17 | 44 |
| 10-14 | 13 | 10 | 23 | 18 | 17 | 35 | -5 | -7 | -12 | | | | 14 | 9 | 23 |
| 15-19 | 29 | 41 | 70 | 38 | 76 | 114 | -9 | -35 | -44 | 3 | | 3 | 24 | 44 | 68 |
| 20-24 | 86 | 117 | 203 | 103 | 124 | 227 | -17 | -7 | -24 | 13 | 6 | 7 | 75 | 87 | 162 |
| 25-29 | 99 | 71 | 170 | 100 | 91 | 191 | -1 | -20 | -21 | 16 | 12 | 4 | 46 | 36 | 82 |
| 30-34 | 46 | 28 | 74 | 63 | 51 | 114 | -17 | -23 | -40 | 7 | 5 | 2 | 44 | 26 | 70 |
| 35-39 | 33 | 12 | 45 | 32 | 23 | 55 | 1 | -11 | -10 | 4 | 3 | 1 | 18 | 13 | 31 |
| 40-44 | 18 | 10 | 28 | 27 | 16 | 43 | -9 | -6 | -15 | 3 | 2 | 1 | 12 | 12 | 24 |
| 45-49 | 11 | 5 | 16 | 16 | 10 | 26 | -5 | -5 | -10 | | | | 11 | 5 | 16 |
| 50-54 | 4 | | 4 | 9 | 11 | 20 | -5 | -11 | -16 | | | | 7 | 5 | 12 |
| 55-59 | 3 | 5 | 8 | 5 | 5 | 10 | -2 | | -2 | | 1 | -1 | 4 | 3 | 7 |
| 60-64 | 2 | 2 | 4 | 13 | 5 | 18 | -11 | -3 | -14 | | | | 7 | 2 | 9 |
| 65-69 | 3 | 4 | 7 | 9 | 13 | 22 | -6 | -9 | -15 | | | | 4 | 3 | 7 |
| 70-74 | 2 | 2 | 4 | 5 | 8 | 13 | -3 | -6 | -9 | 2 | 1 | 1 | 5 | 3 | 8 |
| 75-79 | 2 | 1 | 3 | 2 | 2 | 4 | | -1 | -1 | | | | 2 | 1 | 3 |
| 80-84 | | | | 1 | 1 | 2 | -1 | -1 | -2 | | | | | 3 | 3 |
| 85- | | | | | | | | | | | | | 2 | 2 | 4 |
| SUMMA | 422 | 381 | 803 | 532 | 542 | 1074 | -110 | -161 | -271 | 63 | 36 | 27 | 339 | 307 | 646 |
| KOMMUN 25 60 ÄLVSBY | | | | | | | | | | | | | | | |
| - 4 | 25 | 28 | 53 | 10 | 14 | 24 | 15 | 14 | 29 | 2 | 5 | -3 | | | |
| 5- 9 | 23 | 21 | 44 | 5 | 7 | 12 | 18 | 14 | 32 | | | | | | |
| 10-14 | 10 | 8 | 18 | 3 | 6 | 9 | 7 | 2 | 9 | | | | | | |
| 15-19 | 11 | 19 | 30 | 10 | 21 | 31 | 1 | -2 | -1 | 1 | | 1 | | | |
| 20-24 | 35 | 43 | 78 | 43 | 43 | 86 | -8 | | -8 | 3 | 2 | 1 | | | |
| 25-29 | 40 | 36 | 76 | 34 | 20 | 54 | 6 | 16 | 22 | 2 | 5 | -3 | | | |
| 30-34 | 23 | 16 | 39 | 8 | 10 | 18 | 15 | 6 | 21 | | | | | | |
| 35-39 | 18 | 14 | 32 | 5 | 4 | 9 | 13 | 10 | 23 | | | | | | |
| 40-44 | 10 | 6 | 16 | 6 | 5 | 11 | 4 | 1 | 5 | | | | | | |
| 45-49 | 5 | 5 | 10 | 2 | 1 | 3 | 3 | 4 | 7 | | | | | | |
| 50-54 | 4 | 2 | 6 | 2 | 1 | 3 | 2 | 1 | 3 | | | | | | |
| 55-59 | 4 | 6 | 10 | 2 | 3 | 5 | 2 | 3 | 5 | | | | | | |
| 60-64 | 4 | 5 | 9 | | 3 | 3 | 4 | 2 | 6 | | | | | | |
| 65-69 | 3 | 1 | 4 | 3 | 1 | 4 | | | | | | | | | |
| 70-74 | 2 | | 2 | 1 | 1 | 1 | 2 | -1 | 1 | 1 | | 1 | | | |
| 75-79 | | 2 | 2 | 1 | 1 | 1 | -1 | 2 | 1 | | | | | | |
| 80-84 | | | | | | | | | | | | | | | |
| 85- | 1 | | 1 | | | | 1 | | 1 | | | | | | |
| SUMMA | 218 | 212 | 430 | 134 | 140 | 274 | 84 | 72 | 156 | 9 | 12 | -3 | | | |

| ÅLDER VID ÅRETS SLUT | INFLYTTNING | | | UTFLYTTNING | | | NETTOINFLYTTNING | | | OMFLYTTNING AV UTLÄNNINGAR | | | FLYTTNINGAR INOM OMRÅDET | | |
|-------------------------|-------------|------|-------|-------------|------|-------|------------------|-----|-------|-------------------------------|-----|-------|-----------------------------|------|-------|
| | M | KV | SUMMA | M | KV | SUMMA | M | KV | SUMMA | IN | UT | NETTO | M | KV | SUMMA |
| KOMMUN 25 80 | LULERA | | | | | | | | | | | | | | |
| - 4 | 267 | 246 | 513 | 168 | 155 | 323 | 99 | 91 | 190 | 105 | 33 | 72 | 214 | 188 | 402 |
| 5- 9 | 196 | 166 | 362 | 131 | 118 | 249 | 65 | 48 | 113 | 70 | 25 | 45 | 132 | 137 | 269 |
| 10-14 | 138 | 107 | 245 | 50 | 83 | 133 | 88 | 24 | 112 | 62 | 9 | 53 | 77 | 82 | 159 |
| 15-19 | 115 | 200 | 315 | 80 | 109 | 189 | 35 | 91 | 126 | 52 | 12 | 40 | 79 | 173 | 252 |
| 20-24 | 481 | 430 | 911 | 279 | 310 | 589 | 202 | 120 | 322 | 108 | 49 | 59 | 364 | 382 | 746 |
| 25-29 | 463 | 377 | 840 | 296 | 237 | 533 | 167 | 140 | 307 | 129 | 46 | 83 | 343 | 278 | 621 |
| 30-34 | 314 | 224 | 538 | 205 | 130 | 335 | 109 | 94 | 203 | 82 | 38 | 44 | 251 | 157 | 408 |
| 35-39 | 152 | 103 | 255 | 90 | 56 | 146 | 62 | 47 | 109 | 48 | 19 | 29 | 114 | 77 | 191 |
| 40-44 | 82 | 56 | 138 | 58 | 43 | 101 | 24 | 13 | 37 | 21 | 12 | 9 | 78 | 51 | 129 |
| 45-49 | 46 | 29 | 75 | 44 | 31 | 75 | 2 | -2 | 13 | 13 | 4 | 9 | 67 | 55 | 122 |
| 50-54 | 37 | 18 | 55 | 29 | 34 | 63 | 8 | -16 | -8 | 8 | 3 | 5 | 42 | 16 | 58 |
| 55-59 | 12 | 17 | 29 | 17 | 24 | 41 | -5 | -7 | -12 | 3 | 1 | 2 | 28 | 18 | 46 |
| 60-64 | 6 | 8 | 14 | 21 | 18 | 39 | -15 | -10 | -25 | 1 | 2 | -1 | 20 | 20 | 40 |
| 65-69 | 3 | 5 | 8 | 26 | 14 | 40 | -23 | -9 | -32 | | 2 | -2 | 15 | 19 | 34 |
| 70-74 | 1 | 9 | 10 | 5 | 20 | 25 | -4 | -11 | -15 | 3 | 3 | | 9 | 11 | 20 |
| 75-79 | 2 | 3 | 5 | 5 | 1 | 6 | -3 | 2 | -1 | 2 | | 2 | 4 | 6 | 10 |
| 80-84 | | | | 1 | | 1 | -1 | | -1 | | | | 2 | 10 | 12 |
| 85- | 1 | 1 | 2 | | | | 1 | 1 | 2 | | | | 1 | 4 | 5 |
| SUMMA | 2316 | 1999 | 4315 | 1505 | 1383 | 2888 | 811 | 616 | 1427 | 707 | 258 | 449 | 1840 | 1684 | 3524 |
| KOMMUN 25 81 | PITER | | | | | | | | | | | | | | |
| - 4 | 102 | 94 | 196 | 41 | 45 | 86 | 61 | 49 | 110 | 17 | 7 | 10 | 100 | 96 | 196 |
| 5- 9 | 77 | 76 | 153 | 25 | 34 | 59 | 52 | 42 | 94 | 10 | 8 | 2 | 38 | 48 | 86 |
| 10-14 | 29 | 37 | 66 | 27 | 15 | 42 | 2 | 22 | 24 | 8 | 8 | | 29 | 22 | 51 |
| 15-19 | 38 | 57 | 95 | 20 | 71 | 91 | 18 | -14 | 4 | 4 | 4 | | 21 | 77 | 98 |
| 20-24 | 127 | 140 | 267 | 89 | 149 | 238 | 38 | -9 | 29 | 15 | 10 | 5 | 158 | 189 | 347 |
| 25-29 | 144 | 140 | 284 | 98 | 58 | 156 | 46 | 82 | 128 | 14 | 8 | 6 | 182 | 148 | 330 |
| 30-34 | 119 | 80 | 199 | 36 | 31 | 67 | 83 | 49 | 132 | 14 | 7 | 7 | 89 | 56 | 145 |
| 35-39 | 39 | 32 | 71 | 27 | 24 | 51 | 12 | 8 | 20 | 2 | 3 | -1 | 40 | 23 | 63 |
| 40-44 | 33 | 19 | 52 | 19 | 11 | 30 | 14 | 8 | 22 | 2 | 3 | -1 | 13 | 18 | 31 |
| 45-49 | 20 | 13 | 33 | 20 | 12 | 32 | 1 | 1 | 1 | 2 | 1 | 1 | 10 | 8 | 18 |
| 50-54 | 10 | 12 | 22 | 10 | 8 | 18 | | 4 | 4 | | 1 | -1 | 9 | 6 | 15 |
| 55-59 | 7 | 9 | 16 | 5 | 8 | 13 | | 1 | 3 | | | | 7 | 11 | 18 |
| 60-64 | 7 | 10 | 17 | 4 | 7 | 11 | 3 | 3 | 6 | | 1 | -1 | 9 | 21 | 30 |
| 65-69 | 10 | 5 | 15 | 11 | 4 | 15 | -1 | 1 | | 1 | | 1 | 14 | 16 | 30 |
| 70-74 | 3 | 6 | 9 | 5 | 2 | 7 | -2 | 4 | 2 | 1 | | 1 | 6 | 6 | 12 |
| 75-79 | 2 | | 2 | 2 | 2 | 4 | | -2 | -2 | | | | 3 | 7 | 10 |
| 80-84 | 1 | 1 | 2 | 1 | | 1 | | 1 | 1 | | | | 2 | | 2 |
| 85- | | | | | | | | | | | | | 1 | 1 | 2 |
| SUMMA | 768 | 731 | 1499 | 440 | 481 | 921 | 328 | 250 | 578 | 90 | 61 | 29 | 731 | 753 | 1484 |
| KOMMUN 25 82 | BODEN | | | | | | | | | | | | | | |
| - 4 | 64 | 76 | 140 | 65 | 47 | 112 | -1 | 29 | 28 | 12 | 7 | 5 | 7 | 7 | 14 |
| 5- 9 | 49 | 46 | 95 | 45 | 38 | 83 | 4 | 8 | 12 | 5 | 5 | | | 3 | 3 |
| 10-14 | 34 | 33 | 67 | 25 | 23 | 48 | 9 | 10 | 19 | | | | 2 | 2 | 4 |
| 15-19 | 44 | 60 | 104 | 32 | 57 | 89 | 12 | 3 | 15 | 3 | 4 | -1 | 4 | 13 | 17 |
| 20-24 | 97 | 138 | 235 | 84 | 146 | 230 | 13 | -8 | 5 | 5 | 6 | -1 | 28 | 15 | 43 |
| 25-29 | 130 | 113 | 243 | 127 | 103 | 230 | 3 | 10 | 13 | 15 | 8 | 7 | 11 | 10 | 21 |
| 30-34 | 75 | 62 | 137 | 69 | 52 | 121 | 6 | 10 | 16 | 6 | 8 | -2 | 7 | 2 | 9 |
| 35-39 | 34 | 27 | 61 | 28 | 20 | 48 | 6 | 7 | 13 | 3 | 1 | 2 | | 2 | 2 |
| 40-44 | 29 | 18 | 47 | 18 | 15 | 33 | 11 | 3 | 14 | | | | 4 | 3 | 7 |
| 45-49 | 28 | 19 | 47 | 8 | 9 | 17 | 20 | 10 | 30 | 1 | | 1 | 5 | 2 | 7 |
| 50-54 | 14 | 16 | 30 | 10 | 7 | 17 | 4 | 9 | 13 | | | | 3 | 2 | 5 |
| 55-59 | 10 | 7 | 17 | 12 | 12 | 24 | -2 | -5 | -7 | | 3 | -3 | 2 | 4 | 6 |
| 60-64 | 9 | 8 | 17 | 6 | 7 | 13 | 3 | 1 | 4 | | | | | 1 | 1 |
| 65-69 | 9 | 11 | 20 | 8 | 6 | 14 | 1 | 5 | 6 | | | | 3 | 1 | 4 |
| 70-74 | 3 | 6 | 9 | 1 | 3 | 4 | 2 | 3 | 5 | | | | 1 | 1 | 2 |
| 75-79 | 2 | 4 | 6 | 2 | 1 | 3 | | 3 | 3 | | | | 1 | 1 | 2 |
| 80-84 | | | | | | | | | | | | | | | |
| 85- | | 2 | 2 | | | | | 2 | 2 | | | | | | |
| SUMMA | 631 | 646 | 1277 | 540 | 546 | 1086 | 91 | 100 | 191 | 50 | 42 | 8 | 78 | 69 | 147 |

Tabell 6 (forts) Flyttningar efter kön, ålder och medborgarskap för kommuner 1975

| ÅLDER VID RETS SLUT | INFLYTTNING | | | UTFLYTTNING | | | NETTOINFLYTTNING | | | OMFLYTTNING AV UTLÄNNINGAR | | | FLYTTNINGAR INOM OMRÅDET | | |
|------------------------|-------------|-----|-------|-------------|-----|-------|------------------|------|-------|-------------------------------|-----|-------|-----------------------------|----|-------|
| | M | KV | SUMMA | M | KV | SUMMA | M | KV | SUMMA | IN | UT | NETTO | M | KV | SUMMA |
| KOMMUN 25 83 | HAPARANDA | | | | | | | | | | | | | | |
| - 4 | 41 | 37 | 78 | 29 | 25 | 54 | 12 | 12 | 24 | 62 | 23 | 39 | 3 | 3 | 6 |
| 5- 9 | 30 | 34 | 64 | 17 | 16 | 33 | 13 | 18 | 31 | 51 | 18 | 33 | 5 | 4 | 9 |
| 10-14 | 19 | 17 | 35 | 11 | 9 | 20 | 7 | 8 | 15 | 20 | 2 | 18 | 2 | 3 | 5 |
| 15-19 | 16 | 30 | 46 | 17 | 48 | 65 | -1 | -18 | -19 | 32 | 19 | 13 | 1 | 4 | 5 |
| 20-24 | 68 | 54 | 122 | 101 | 90 | 191 | -33 | -36 | -69 | 84 | 51 | 33 | 3 | 3 | 6 |
| 25-29 | 66 | 43 | 109 | 60 | 32 | 92 | 6 | 11 | 17 | 83 | 30 | 53 | 7 | 4 | 11 |
| 30-34 | 32 | 28 | 60 | 22 | 13 | 35 | 10 | 15 | 25 | 39 | 14 | 25 | 5 | 4 | 9 |
| 35-39 | 25 | 17 | 42 | 12 | 13 | 25 | 13 | 4 | 17 | 23 | 6 | 17 | 5 | 2 | 7 |
| 40-44 | 11 | 8 | 19 | 7 | 6 | 13 | 4 | 2 | 6 | 13 | | 13 | 1 | | 1 |
| 45-49 | 6 | 11 | 17 | 6 | 7 | 13 | | 4 | 4 | 11 | 4 | 7 | 1 | 3 | 4 |
| 50-54 | 10 | 7 | 17 | 8 | 5 | 13 | 2 | 2 | 4 | 11 | 1 | 10 | | | |
| 55-59 | 4 | 7 | 11 | 2 | 2 | 4 | 2 | 5 | 7 | 6 | 2 | 4 | | | |
| 60-64 | 8 | 4 | 12 | 2 | 4 | 6 | 6 | 6 | 6 | 6 | | 6 | 2 | 3 | 5 |
| 65-69 | 2 | 5 | 7 | 4 | 2 | 6 | -2 | 3 | 1 | 1 | | 1 | 1 | | 1 |
| 70-74 | 2 | 3 | 5 | 1 | 1 | 2 | 1 | 2 | 3 | 2 | | 2 | 1 | | 1 |
| 75-79 | | 1 | 1 | 2 | 2 | 4 | -2 | -1 | -3 | | 1 | -1 | 1 | | 1 |
| 80-84 | 1 | | 1 | 1 | | 1 | | | | | | | 1 | | 1 |
| 85- | | | | | | | | | | | | | | | |
| SUMMA | 340 | 306 | 646 | 302 | 275 | 577 | 38 | 31 | 69 | 444 | 171 | 273 | 39 | 33 | 72 |
| KOMMUN 25 84 | KIRUNA | | | | | | | | | | | | | | |
| - 4 | 67 | 73 | 140 | 79 | 89 | 168 | -12 | -16 | -28 | 42 | 28 | 14 | 12 | 9 | 21 |
| 5- 9 | 36 | 43 | 79 | 51 | 50 | 101 | -15 | -7 | -22 | 13 | 20 | -7 | 8 | 5 | 13 |
| 10-14 | 17 | 12 | 29 | 36 | 32 | 68 | -19 | -20 | -39 | 4 | 10 | -6 | 6 | 3 | 9 |
| 15-19 | 83 | 73 | 156 | 37 | 72 | 109 | 46 | 1 | 47 | 54 | 11 | 43 | 9 | 15 | 24 |
| 20-24 | 201 | 130 | 331 | 133 | 137 | 270 | 68 | -7 | 61 | 111 | 60 | 51 | 28 | 22 | 50 |
| 25-29 | 135 | 91 | 226 | 145 | 115 | 260 | -10 | -24 | -34 | 65 | 47 | 18 | 21 | 14 | 35 |
| 30-34 | 76 | 49 | 125 | 87 | 49 | 136 | -11 | | -11 | 24 | 18 | 6 | 12 | 5 | 17 |
| 35-39 | 37 | 16 | 53 | 51 | 35 | 86 | -14 | -19 | -33 | 15 | 20 | -5 | 6 | 4 | 10 |
| 40-44 | 9 | 14 | 23 | 29 | 16 | 45 | -20 | -2 | -22 | 7 | 10 | -3 | 2 | 2 | 4 |
| 45-49 | 14 | 11 | 25 | 25 | 16 | 41 | -11 | -5 | -16 | 8 | 7 | 1 | 3 | 2 | 5 |
| 50-54 | 7 | 6 | 13 | 16 | 10 | 26 | -9 | -4 | -13 | 1 | 6 | -5 | 6 | 2 | 8 |
| 55-59 | 2 | 4 | 6 | 6 | 9 | 15 | -4 | -5 | -9 | 2 | 1 | 1 | 2 | 2 | 4 |
| 60-64 | 9 | 2 | 11 | 16 | 18 | 34 | -7 | -16 | -23 | 2 | 1 | 1 | | | |
| 65-69 | 2 | 2 | 4 | 14 | 5 | 19 | -12 | -3 | -15 | 1 | 1 | | 1 | 1 | 2 |
| 70-74 | 2 | 2 | 4 | 3 | 2 | 5 | -1 | | -1 | 2 | 1 | 1 | 1 | 1 | 1 |
| 75-79 | 2 | 1 | 3 | 1 | | 1 | 1 | 1 | 2 | | 1 | -1 | 1 | 1 | 2 |
| 80-84 | 1 | | 1 | | 1 | 1 | 1 | -1 | | | | | | 1 | 1 |
| 85- | | | | | | | | | | | | | | 1 | 1 |
| SUMMA | 700 | 529 | 1229 | 729 | 656 | 1385 | -29 | -127 | -156 | 351 | 242 | 109 | 117 | 90 | 207 |

Sidhänvisning för tabell 4 avseende län

Page reference of table 4 concerning counties

| | | | | | | | | |
|----|-------------------------|-----|----|-------------------|-----|----|---------------------|-----|
| 10 | Blekinge län | 142 | 20 | Kopparbergs län | 146 | 03 | Uppsala län | 140 |
| 09 | Gotlands län | 142 | 11 | Kristianstads län | 143 | 17 | Värmlands län | 145 |
| 21 | Gävleborgs län | 146 | 07 | Kronobergs län | 141 | 24 | Västerbottens län | 147 |
| 14 | Göteborgs och Bohus län | 144 | 12 | Malmöhus län | 143 | 22 | Västernorrlands län | 146 |
| 13 | Hallands län | 143 | 25 | Norrbottnens län | 147 | 19 | Västmanlands län | 145 |
| 23 | Jämtlands län | 147 | 16 | Skaraborgs län | 144 | 15 | Älvsborgs län | 144 |
| 06 | Jönköpings län | 141 | 01 | Stockholms län | 140 | 18 | Örebro län | 145 |
| 08 | Kalmar län | 142 | 04 | Södermanlands län | 140 | 05 | Östergötlands län | 141 |

Sidhänvisning för tabell 5 avseende A-regioner

Page reference of table 5 concerning A-regions (aggregates of communes)

| | | | | | | | | |
|----|------------------------|-----|----|-----------------------|-----|----|------------------------|-----|
| 44 | Arvika | 162 | 46 | Karlskoga | 163 | 51 | Sala | 164 |
| 53 | Avesta/Hedemora | 165 | 22 | Karlskrona | 155 | 65 | Skellefteå | 169 |
| 57 | Bollnäs/Söderhamn | 166 | 42 | Karlstad | 161 | 39 | Skövde | 160 |
| 52 | Borlänge/Falun | 165 | 06 | Katrineholm | 149 | 61 | Sollefteå | 168 |
| 36 | Borås | 159 | 70 | Kiruna/Gällivare | 171 | 01 | Stockholm/Södertälje | 148 |
| 13 | Eksjö/Nässjö/Vetlanda | 152 | 24 | Kristianstad | 155 | 59 | Sundsvall | 167 |
| 03 | Enköping | 148 | 41 | Kristinehamn | 161 | 43 | Säffle/Åmål | 162 |
| 07 | Eskilstuna | 150 | 49 | Köping | 164 | 12 | Tranås | 151 |
| 30 | Eslöv | 157 | 37 | Lidköping/Skara | 160 | 35 | Trollhättan/Vänersborg | 159 |
| 50 | Fagersta | 164 | 47 | Lindesberg | 163 | 34 | Uddevalla | 159 |
| 32 | Falkenberg/Varberg | 158 | 09 | Linköping | 150 | 64 | Umeå | 169 |
| 38 | Falköping | 160 | 15 | Ljungby | 152 | 04 | Uppsala | 149 |
| 56 | Gävle/Sandviken | 166 | 54 | Ludvika | 165 | 21 | Visby | 154 |
| 33 | Göteborg | 158 | 68 | Luleå/Boden | 170 | 14 | Värnamo | 152 |
| 31 | Halmstad | 158 | 66 | Lycksele | 169 | 17 | Västervik | 153 |
| 69 | Haparanda/Kalix | 170 | 28 | Malmö/Lund/Trelleborg | 157 | 48 | Västerås | 163 |
| 27 | Helsingborg/Landskrona | 156 | 40 | Mariestad | 161 | 16 | Växjö | 153 |
| 58 | Hudiksvall/Ljusdal | 167 | 08 | Mjölby/Motala | 150 | 29 | Ystad/Simrishamn | 157 |
| 18 | Hultsfred/Vimmerby | 153 | 55 | Mora | 166 | 26 | Ängelholm | 156 |
| 60 | Härnösand/Kramfors | 167 | 10 | Norrköping | 151 | 45 | Örebro | 162 |
| 25 | Hässleholm | 156 | 02 | Norrköping | 148 | 62 | Örnköldsvik | 168 |
| 11 | Jönköping | 151 | 05 | Nyköping | 149 | 63 | Östersund | 168 |
| 20 | Kalmar/Nybro | 154 | 19 | Oskarshamn | 154 | | | |
| 23 | Karlshamn | 155 | 67 | Piteå | 170 | | | |

Sidhänvisning för tabell 6 avseende kommuner

Page reference of table 6 concerning communes

| | | | | | | | | |
|-------|------------|-----|-------|---------------|-----|-------|--------------|-----|
| 15 21 | Ale | 219 | 20 80 | Falun | 245 | 11 83 | Hässleholm | 204 |
| 15 82 | Alingsås | 223 | 17 82 | Filipstad | 234 | 12 84 | Höganäs | 210 |
| 07 64 | Alvesta | 192 | 05 62 | Finspång | 185 | 08 21 | Högsby | 194 |
| 06 04 | Aneby | 188 | 04 82 | Flen | 182 | 12 66 | Hörby | 208 |
| 19 84 | Arboga | 242 | 17 63 | Forshaga | 232 | 12 67 | Höör | 208 |
| 25 06 | Arjeplog | 260 | 15 07 | Färgelanda | 219 | | | |
| 25 05 | Arvidsjaur | 260 | | | | 25 10 | Jokkmokk | 260 |
| 17 84 | Arvika | 234 | 20 26 | Gagnef | 243 | 01 23 | Järfälla | 173 |
| 18 82 | Askersund | 237 | 06 62 | Gislaved | 188 | 06 80 | Jönköping | 189 |
| 20 84 | Avesta | 247 | 06 17 | Gnosjö | 188 | | | |
| | | | 09 80 | Gotland | 198 | 25 14 | Kalix | 261 |
| 12 29 | Bara | 205 | 17 64 | Grums | 232 | 08 80 | Kalmar | 196 |
| 15 60 | Bengtstors | 220 | 16 02 | Grästorp | 224 | 16 37 | Karlsborg | 225 |
| 23 26 | Berg | 255 | 16 43 | Gullspång | 226 | 10 82 | Karlshamn | 199 |
| 12 60 | Bjuv | 206 | 25 23 | Gällivare | 262 | 18 83 | Karlskoga | 238 |
| 25 82 | Boden | 263 | 21 80 | Gävle | 249 | 10 80 | Karlskrona | 199 |
| 21 83 | Bollnäs | 250 | 14 80 | Göteborg | 216 | 17 80 | Karlstad | 233 |
| 08 85 | Borgholm | 198 | 16 61 | Götene | 226 | 04 83 | Katrineholm | 183 |
| 20 81 | Borlänge | 246 | | | | 17 15 | Kil | 230 |
| 15 83 | Borås | 223 | 16 23 | Habo | 225 | 05 13 | Kinda | 184 |
| 01 27 | Botkyrka | 174 | 17 83 | Hagfors | 234 | 25 84 | Kiruna | 264 |
| 05 60 | Boxholm | 185 | 18 61 | Hallsberg | 235 | 11 66 | Klippan | 202 |
| 11 62 | Bromölla | 201 | 19 61 | Hallstahammar | 240 | 22 82 | Kramfors | 252 |
| 23 05 | Bräcke | 253 | 13 80 | Halmstad | 212 | 11 80 | Kristianstad | 203 |
| 12 31 | Burlöv | 205 | 17 61 | Hammarö | 231 | 17 81 | Kristinehamn | 233 |
| 11 68 | Bästad | 203 | 01 36 | Haninge | 174 | 23 09 | Krokom | 254 |
| | | | 25 83 | Haparanda | 264 | 18 81 | Kumla | 237 |
| 15 04 | Dals-Ed | 218 | 19 17 | Heby | 239 | 13 84 | Kungsbacka | 213 |
| 01 62 | Danderyd | 175 | 20 83 | Hedemora | 246 | 19 60 | Kungsör | 240 |
| 18 62 | Degerfors | 236 | 12 83 | Helsingborg | 210 | 14 82 | Kungälv | 217 |
| | | | 15 66 | Herrljunga | 222 | 12 61 | Kävlinge | 206 |
| 17 30 | Eda | 230 | 16 84 | Hjo | 229 | 19 83 | Köping | 242 |
| 01 25 | Ekerö | 173 | 21 04 | Hofors | 248 | | | |
| 06 86 | Eksjö | 191 | 01 26 | Huddinge | 173 | 13 81 | Laholm | 212 |
| 08 62 | Emmaboda | 196 | 21 84 | Hudiksvall | 250 | 12 82 | Landskrona | 209 |
| 03 81 | Enköping | 181 | 08 60 | Hultsfred | 195 | 18 60 | Laxå | 235 |
| 04 84 | Eskilstuna | 183 | 13 15 | Hylte | 211 | 20 29 | Leksand | 243 |
| 12 85 | Eslöv | 210 | 03 05 | Håbo | 179 | 15 24 | Lerum | 219 |
| | | | 18 63 | Hällefors | 236 | 07 61 | Lessebo | 192 |
| 19 82 | Fagersta | 241 | 23 61 | Härjedalen | 255 | 01 86 | Lidingö | 178 |
| 13 82 | Falkenberg | 212 | 22 80 | Härnösand | 251 | 16 81 | Lidköping | 228 |
| 16 86 | Falköping | 229 | 14 01 | Härryda | 213 | 15 62 | Lilla Edet | 221 |

| | | | | | | | | |
|-------|--------------|-----|-------|-----------------|-----|-------|----------------|-----|
| 18 85 | Lindesberg | 238 | 11 63 | Osby | 201 | 17 85 | Säffle | 235 |
| 05 80 | Linköping | 186 | 08 82 | Oskarshamn | 197 | 20 82 | Säter | 246 |
| 07 81 | Ljungby | 194 | 21 21 | Ovanåker | 248 | 06 84 | Sävsjö | 190 |
| 21 61 | Ljusdal | 249 | 04 81 | Oxelösund | 182 | 21 82 | Söderhamn | 250 |
| 18 64 | Ljusnarsberg | 236 | | | | 05 82 | Söderköping | 187 |
| 12 62 | Lomma | 207 | 25 21 | Pajala | 262 | 01 81 | Södertälje | 176 |
| 20 85 | Ludvika | 247 | 14 02 | Partille | 214 | 10 83 | Sölvesborg | 200 |
| 25 80 | Luleå | 263 | 11 65 | Perstorp | 202 | | | |
| 12 81 | Lund | 209 | 25 81 | Piteå | 263 | 14 35 | Tanum | 216 |
| 24 81 | Lycksele | 259 | 23 03 | Ragunda | 253 | 16 62 | Tibro | 227 |
| 14 84 | Lysekil | 217 | 24 09 | Robertsfors | 256 | 16 85 | Tidaholm | 229 |
| | | | 10 81 | Ronneby | 199 | 03 60 | Tierp | 180 |
| 12 80 | Malmö | 209 | 20 31 | Rättvik | 244 | 22 62 | Timrå | 251 |
| 20 23 | Malung | 243 | | | | 07 63 | Tingsryd | 192 |
| 16 80 | Mariestad | 227 | 19 81 | Sala | 241 | 14 19 | Tjörn | 215 |
| 15 63 | Mark | 221 | 21 81 | Sandviken | 249 | 11 60 | Tomelilla | 201 |
| 07 67 | Markaryd | 193 | 01 91 | Sigtuna | 179 | 17 37 | Torsby | 230 |
| 15 61 | Mellerud | 221 | 11 81 | Simrishamn | 203 | 08 34 | Torsås | 194 |
| 05 86 | Mjölby | 187 | 12 65 | Sjöbo | 208 | 15 52 | Tranemo | 220 |
| 20 62 | Mora | 245 | 16 82 | Skara | 228 | 06 87 | Tranås | 191 |
| 05 83 | Motala | 187 | 24 82 | Skellefteå | 259 | 12 87 | Trelleborg | 211 |
| 16 22 | Mullsjö | 225 | 19 04 | Skinnskatteberg | 239 | 15 81 | Trollhättan | 223 |
| 14 30 | Munkedal | 216 | 12 64 | Skurup | 207 | 01 38 | Tyresö | 174 |
| 17 62 | Munkfors | 231 | 16 83 | Skövde | 228 | 01 60 | Täby | 175 |
| 14 81 | Mölndal | 217 | 20 61 | Smedjebacken | 245 | 16 63 | Töreboda | 227 |
| 08 61 | Mönsterås | 195 | 22 83 | Sollefteå | 252 | | | |
| 08 40 | Mörbylånga | 195 | 01 63 | Sollentuna | 176 | 14 85 | Uddevalla | 218 |
| | | | 01 84 | Solna | 177 | 15 84 | Ulricehamn | 224 |
| 01 82 | Nacka | 177 | 24 22 | Sorsele | 257 | 24 80 | Umeå | 259 |
| 18 84 | Nora | 238 | 14 27 | Sotenäs | 215 | 01 39 | Upplands-Bro | 175 |
| 19 62 | Norberg | 240 | 12 30 | Staffanstorps | 205 | 01 14 | Upplands-Väsby | 172 |
| 21 32 | Nordanstig | 248 | 14 15 | Stenungsund | 214 | 03 80 | Uppsala | 180 |
| 24 01 | Nordmaling | 256 | 01 80 | Stockholm | 176 | 07 60 | Uppvidinge | 191 |
| 05 81 | Norrköping | 186 | 17 60 | Storfors | 231 | | | |
| 01 88 | Norrhälje | 178 | 24 21 | Storuman | 257 | 06 65 | Vaggeryd | 189 |
| 24 17 | Norsjö | 257 | 04 86 | Strängnäs | 183 | 05 63 | Valdemarsvik | 186 |
| 08 81 | Nybro | 196 | 14 86 | Strömstad | 218 | 01 15 | Vallentuna | 172 |
| 04 80 | Nyköping | 182 | 23 13 | Strömsund | 254 | 20 21 | Vansbro | 242 |
| 01 92 | Nynäshamn | 179 | 01 83 | Sundbyberg | 177 | 16 60 | Vara | 226 |
| 06 82 | Nässjö | 189 | 22 81 | Sundsvall | 252 | 13 83 | Varberg | 213 |
| | | | 17 66 | Sunne | 233 | 01 87 | Vaxholm | 178 |
| 21 01 | Ockelbo | 247 | 19 07 | Surahammar | 239 | 12 33 | Vellinge | 206 |
| 10 60 | Olofström | 198 | 12 14 | Svalöv | 204 | 06 85 | Vetlanda | 190 |
| 20 34 | Orsa | 244 | 12 63 | Svedala | 207 | 24 62 | Vilhelmina | 258 |
| 14 21 | Orust | 215 | 15 65 | Svenljunga | 222 | 08 84 | Vimmerby | 197 |

| | | | | | |
|-------|------------|-----|-------|--------------|-----|
| 24 04 | Vindeln | 256 | 07 65 | Älmhult | 193 |
| 04 28 | Vingåker | 181 | 20 39 | Älvdalen | 244 |
| 15 27 | Vårgårda | 220 | 03 19 | Älvkarleby | 180 |
| 15 80 | Vänersborg | 222 | 25 60 | Älvsbyn | 262 |
| 24 60 | Vännäs | 258 | 11 82 | Ängelholm | 204 |
| 01 20 | Värmdö | 172 | | | |
| 06 83 | Värnamo | 190 | 14 07 | Öckerö | 214 |
| 08 83 | Västervik | 197 | 05 09 | Ödeshög | 184 |
| 19 80 | Västerås | 241 | 18 80 | Örebro | 237 |
| 07 80 | Växjö | 193 | 11 37 | Örkelljunga | 200 |
| | | | 22 84 | Örnsköldsvik | 253 |
| 05 12 | Ydre | 184 | 23 80 | Östersund | 255 |
| 12 86 | Ystad | 211 | 03 82 | Östhammar | 181 |
| | | | 11 21 | Östra Göinge | 200 |
| 15 85 | Åmål | 224 | 25 13 | Överkalix | 261 |
| 22 60 | Ånge | 251 | 25 18 | Övertorneå | 261 |
| 23 21 | Åre | 254 | | | |
| 17 65 | Årjäng | 232 | | | |
| 24 63 | Åsele | 258 | | | |
| 11 67 | Åstorp | 202 | | | |
| 05 61 | Åtvidaberg | 185 | | | |

Omfattningen av A-regionerna
 Coverage of A-regions (aggregate of communes)

| A-region | Ingående kommuner (enl indelningen 1975-01-01) samt län |
|--------------------------|---|
| 01 Stockholm/Södertälje | Botkyrka, Danderyd, Ekerö, Haninge, Huddinge, Järfälla, Lidingö, Nacka, Nynäshamn, Sigtuna, Sollentuna, Solna, Stockholm, Sundbyberg, Södertälje, Tyresö, Täby, Upplands-Bro, Upplands-Väsby, Vallentuna, Vaxholm och Värmdö. Samtliga kommuner tillhör Stockholms län. |
| 02 Norrtälje | Norrtälje, Stockholms län |
| 03 Enköping | Enköping och Håbo, Uppsala län |
| 04 Uppsala | Uppsala och Östhammar, Uppsala län |
| 05 Nyköping | Nyköping och Oxelösund, Södermanlands län |
| 06 Katrineholm | Flen, Katrineholm och Vingåker, Södermanlands län |
| 07 Eskilstuna | Eskilstuna och Strängnäs, Södermanlands län |
| 08 Mjölby/Motala | Boxholm, Mjölby, Motala och Ödeshög, Östergötlands län |
| 09 Linköping | Kinda, Linköping och Åtvidaberg, Östergötlands län |
| 10 Norrköping | Finspång, Norrköping, Söderköping och Valdemarsvik, Östergötlands län |
| 11 Jönköping | Jönköping och Vaggeryd, Jönköpings län, Habo och Mullsjö, Skaraborgs län |
| 12 Tranås | Aneby och Tranås, Jönköpings län, samt Ydre, Östergötlands län |
| 13 Eksjö/Nässjö/Vetlanda | Eksjö, Nässjö, Sävsjö och Vetlanda, Jönköpings län |
| 14 Värnamo | Gislaved, Gnosjö och Värnamo, Jönköpings län |
| 15 Ljungby | Ljungby och Markaryd, Kronobergs län |
| 16 Växjö | Alvesta, Lessebo, Tingsryd, Uppvidinge, Växjö och Älmhult, Kronobergs län |
| 17 Västervik | Västervik, Kalmar län |
| 18 Hultsfred/Vimmerby | Hultsfred och Vimmerby, Kalmar län |

| A-region | Ingående kommuner (enl indelningen 1975--01--01) samt län |
|---------------------------|---|
| 19 Oskarshamn | Högsby, Mönsterås och Oskarshamn, Kalmar län |
| 20 Kalmar/Nybro | Borgholm, Emmaboda, Kalmar, Mörbylånga, Nybro och Torsås, Kalmar län |
| 21 Visby | Gotland, Gotlands län |
| 22 Karlskrona | Karlskrona och Ronneby, Blekinge län |
| 23 Karlshamn | Karlshamn, Olofström och Sölvesborg, Blekinge län |
| 24 Kristianstad | Bromölla, Kristianstad och Östra Göinge, Kristianstads län |
| 25 Hässleholm | Hässleholm, Osby och Perstorp, Kristianstads län |
| 26 Ängelholm | Båstad, Ängelholm och Örkelljunga, Kristianstads län |
| 27 Helsingborg/Landskrona | Bjuv, Helsingborg, Höganäs, Landskrona och Svalöv, Malmöhus län, samt Klippan och Astorp, Kristianstads län |
| 28 Malmö/Lund/Trelleborg | Bara, Burlöv, Kävlinge, Lomma, Lund, Malmö, Staffanstorp, Svedala, Trelleborg och Vellinge, Malmöhus län |
| 29 Ystad/Simrishamn | Simrishamn och Tomelilla, Kristianstads län, Sjöbo, Skurup och Ystad, Malmöhus län |
| 30 Eslöv | Eslöv, Hörby och Höör, Malmöhus län |
| 31 Halmstad | Halmstad, Hylte och Laholm, Hallands län |
| 32 Falkenberg/Varberg | Falkenberg och Varberg, Hallands län |
| 33 Göteborg | Ale, Alingsås, Lerum och Vårgårda, Älvsborgs län, Göteborg, Härryda, Kungälv, Mölndal, Partille, Stenungsund, Tjörn och Öckerö, Göteborgs och Bohus län samt Kungsbacka, Hallands län |
| 34 Uddevalla | Färgelanda, Älvsborgs län, Lysekil, Munkedal, Orust, Sotenäs, Strömstad, Tanum och Uddevalla, Göteborgs och Bohus län |
| 35 Trollhättan/Vänersborg | Grästorps, Skaraborgs län, Lilla Edet, Mellerud, Trollhättan och Vänersborg, Älvsborgs län |
| 36 Borås | Borås, Herrljunga, Mark, Svenljunga, Tranemo och Ulricehamn, Älvsborgs län |
| 37 Lidköping/Skara | Götene, Lidköping, Skara och Vara, Skaraborgs län |
| 38 Falköping | Falköping och Tidaholm, Skaraborgs län |

| A-region | Ingående kommuner (enligt indelningen 1975-01-01) samt län |
|-----------------------|--|
| 39 Skövde | Hjo, Karlsborg, Skövde och Tibro, Skaraborgs län |
| 40 Mariestad | Gullspång, Mariestad och Töreboda, Skaraborgs län |
| 41 Kristinehamn | Filipstad, Kristinehamn och Storfors, Värmlands län |
| 42 Karlstad | Forshaga, Grums, Hagfors, Hammarö, Karlstad, Kil, Munkfors, Sunne och Torsby, Värmlands län |
| 43 Säffle/Åmål | Bengtstors, Dals-Ed och Åmål, Älvsborgs län samt Säffle, Värmlands län |
| 44 Arvika | Arvika, Eda och Årjäng, Värmlands län |
| 45 Örebro | Askersund, Hallsberg, Kumla, Laxå och Örebro, Örebro län |
| 46 Karlskoga | Degerfors och Karlskoga, Örebro län |
| 47 Lindesberg | Hällefors, Lindesberg, Ljusnarsberg och Nora, Örebro län |
| 48 Västerås | Hallstahammar, Surahammar och Västerås, Västmanlands län |
| 49 Köping | Arboga, Kungsör och Köping, Västmanlands län |
| 50 Fagersta | Fagersta, Norberg och Skinnskatteberg, Västmanlands län |
| 51 Sala | Heby och Sala, Västmanlands län |
| 52 Borlänge/Falun | Borlänge, Falun, Gagnef, Leksand, Rättvik, Säter och Vansbro, Kopparbergs län |
| 53 Avesta/Hedemora | Avesta och Hedemora, Kopparbergs län |
| 54 Ludvika | Ludvika och Smedjebacken, Kopparbergs län |
| 55 Mora | Malung, Mora, Orsa och Älvdalen, Kopparbergs län |
| 56 Gävle/Sandviken | Gävle, Hofors, Ockelbo och Sandviken, Gävleborgs län, samt Tierp och Älvkarleby, Uppsala län |
| 57 Bollnäs/Söderhamn | Bollnäs, Ovanåker och Söderhamn, Gävleborgs län |
| 58 Hudiksvall/Ljusdal | Hudiksvall, Ljusdal och Nordanstig, Gävleborgs län |
| 59 Sundsvall | Sundsvall, Timrå och Ånge, Västernorrlands län |
| 60 Härnösand/Kramfors | Härnösand och Kramfors, Västernorrlands län |

| A-region | Ingående kommuner (enligt indelningen 1975 01-01) samt län |
|---------------------|--|
| 61 Sollefteå | Sollefteå, Västernorrlands län |
| 62 Örnsköldsvik | Örnsköldsvik, Västernorrlands län |
| 63 Östersund | Berg, Bräcke, Härjedalen, Krokom, Ragunda, Strömsund, Åre och Östersund, Jämtlands län |
| 64 Umeå | Nordmaling, Robertsfors, Umeå, Vindeln och Vännäs, Västerbottens län |
| 65 Skellefteå | Norsjö och Skellefteå, Västerbottens län |
| 66 Lycksele | Lycksele, Sorsele, Storuman, Vilhelmina och Åsele, Västerbottens län |
| 67 Piteå | Arjeplog, Arvidsjaur, Piteå och Älvsbyn, Norrbottens län |
| 68 Luleå/Boden | Boden, Jokkmokk och Luleå, Norrbottens län |
| 69 Haparanda/Kalix | Haparanda, Kalix, Överkalix och Övertorneå, Norrbottens län |
| 70 Kiruna/Gällivare | Gällivare, Kiruna och Pajala, Norrbottens län |

AVIPAK – Statistik över befolkningsförändringar för regional och lokal planering

AVIPAK bygger på de aviseringar dvs förändringsmeddelanden om födelser, dödsfall, flyttningar m m som länsstyrelserna kontinuerligt lämnar till SCB. Med dessa uppgifter aktualiseras det av SCB förda registret över totalbefolkningen (RTB).

I AVIPAK redovisades vid starten 1972 fram till 1973 händelser som födelser och dödsfall efter registreringstidpunkten vid länsstyrelserna. Tabellerna som avser hela året 1973 har dock framställts efter händelsetidpunkt, vilket också skett för 1974 års produktion.

Från och med 1974 kan befolkningsförändringarna också redovisas för kommunernas egna delområden (nyckelkodområden) i fyra tabeller N1–N4.

En presentation av innehållet i AVIPAK bifogas i form av tabell-layouter.

Tabellerna 2, 4, 6, 7, 8, 9, 11 och 12 ingår i SCBs anslagsfinansierade produktion. Tabellerna 4, 11 och 12 framställs för varje kvartal. Övriga tabeller framställs endast för helåret med undantag av tabell 2, som även framställs för halvåret. Den anslagsfinansierade produktionen utsänds till kommunstyrelser, landsting och länsstyrelsernas regionalekonomiska enheter. Tabellerna finns även på enheten för befolkningsstatistik vid SCB i Örebro.

De kommuner som beställt tabeller i AVIPAK 1975 redovisas nedan. Ett K efter kommunnamnet anger att beställningen avser tabeller på kommunnivå och ett N anger att beställningen avser tabeller på nyckelkodnivå.

Kommuner (enligt indelningen 1976–01–01) som beställt AVIPAK 1975.

| | | | |
|--------------|----------------|-----------------|----------------|
| Alingsås K | Ekerö K | Götene K+N | Järfälla K+N |
| Alvesta K+N | Eksjö K+N | | Jönköping K+N |
| Arvika K+N | Emmaboda K+N | Hallstahammar N | |
| Avesta N | Eskilstuna K+N | Hammarö N | Kalix N |
| | Eslöv N | Haninge K+N | Kalmar K+N |
| Berg K+N | | Haparanda K+N | Karlskoga K |
| Boden K | Falköping N | Heby N | Karlskrona K |
| Bollnäs N | Falun K+N | | Kil N |
| Borlänge N | Finspång K | Helsingborg K+N | |
| Borås K+N | | Herrljunga N | Kristianstad K |
| | Gislaved K+N | Huddinge K+N | Krokom N |
| Botkyrka K+N | Gotland N | Hultsfred N | Kumla K |
| Bräcke K | Gnosjö N | Håbo K | Kungsbacka K+N |
| Burlöv K+N | Grums N | | Kävlinge N |
| | Gällivare K+N | Härryda N | |
| Danderyd K+N | | Hörby N | Köping K+N |
| Degerfors K | Gävle K+N | Höör N | |
| | Göteborg K+N | | Landskrona K |

| | | |
|----------------|------------------|------------------|
| Lidingö K+N | Strängnäs K+N | Åre N |
| Lidköping K+N | Strömsund K+N | Årjäng N |
| Linköping K+N | Sundbyberg K | Åsele N |
| Ljungby K+N | Sundsvall K+N | Åtvidaberg K |
| Lomma K+N | Svedala N | |
| | | Älmhult N |
| Luleå N | Svalöv N | Ängelholm K+N |
| Lund K | Söderhamn K | |
| Lycksele N | Söderköping K | Örebro K+N |
| | Södertälje K+N | Örnsköldsvik K+N |
| Malmö K+N | Sölvesborg N | Östersund K+N |
| Mariestad K | | Östhammar N |
| Mark K+N | Tierp N | Övertorneå K |
| Markaryd K | Timrå K | |
| Mjölby K+N | Tranemo K+N | |
| | Tranås N | |
| Mora N | Trelleborg K+N | |
| | | |
| Nacka K+N | Trollhättan K+N | |
| Nordanstig N | Tyresö K+N | |
| Norrköping K+N | Täby K+N | |
| Norrtälje K+N | | |
| Norsjö K | Uddevalla K+N | |
| | Ulricehamn N | |
| Nybro K | Umeå K | |
| Nyköping K | Upplands-Bro K | |
| Nynäshamn K+N | Upplands-Väsby N | |
| Nässjö K+N | | |
| | Uppsala K+N | |
| Olofström K+N | Uppvidinge K+N | |
| Osby K | | |
| Oskarshamn K | Vaggeryd K+N | |
| Ovanaker K | Vallentuna K+N | |
| Oxelösund K | Vara K+N | |
| | Vaxholm K+N | |
| Ragunda N | Vellinge K | |
| Rättvik K | | |
| | Vilhelmina K+N | |
| Sigtuna K+N | Vännäs N | |
| Simrishamn K | Värnamo K+N | |
| Skövde K | Västervik K+N | |
| Sollentuna K+N | Västerås K+N | |
| Solna K+N | | |
| | Växjö K | |
| Stenungsund K | | |
| Stockholm K+N | Ydre K | |
| Storfors K+N | | |

Tabell 1: Befolkningsförändringar under år 1976. Ettårsklasser.

| ÅLDER VID INNEVARANDE ÅRS SLUT | BEOFOLKNINGS- FÖRÄNDRING, INKL LEVANDE FÖDDA OCH ÖVRIGA JUSTERINGAR | | | DÄRAV DÖDSFALL | | | INFLYTTNINGAR ABSOLUTA TAL | | | DÄRAV FR UTLANDET | | | RELATIVA TAL, o/oo | | | UTFLYTTNINGAR ABSOLUTA TAL | | | DÄRAV TILL UTLANDET | | | RELATIVA TAL, o/oo | | | FLYTTNINGS- ÖVERSKOTT | | |
|--------------------------------------|--|----|-------|-------------------|----|-------|-------------------------------|----|-------|----------------------|----|-------|--------------------|----|-------|-------------------------------|----|-------|------------------------|----|-------|--------------------|----|-------|--------------------------|----|-------|
| | MÄN | KV | SUMMA | MÄN | KV | SUMMA | MÄN | KV | SUMMA | MÄN | KV | SUMMA | MÄN | KV | SUMMA | MÄN | KV | SUMMA | MÄN | KV | SUMMA | MÄN | KV | SUMMA | MÄN | KV | SUMMA |

totalt
därav

0
1
2
3
4
5
6
.
.
.
95-

Kommentar: Tabellen är uppdragsfinansierad och fraställs
för helåret 1976.

Regionala nivåer: församling, kommun, län.

Levande födda: Män: Kv: Summa:
Födelseöverskott: Män: Kv: Summa:

Tabell 2: Befolkningsförändringar under 1976. Femårsklasser.

| Ålder vid innevarande års slut | Total befolknings- ökning, inkl levande födda | | | Därav Dödsfall | | Inflyttade | | Utflyttade | | Flyttnings- överskott | | Övriga juste- ringar | | Civilståndsförändringar | | | | | | | |
|--------------------------------------|---|----|-------|-------------------|----|------------|----|------------|----|--------------------------|----|----------------------------|-----|-------------------------|-------------------|----|--------------------|----|----------------------|----|--|
| | Män | Kv | Summa | Män | Kv | Män | Kv | Män | Kv | Män | Kv | Summa | Män | Kv | Nyblivna gifta | | Nyblivna skilda | | Nyblivna änkl änk | | |
| | | | | | | | | | | | | | | | Män | Kv | Män | Kv | Män | Kv | |
| Totalt | | | | | | | | | | | | | | | | | | | | | |
| därav | | | | | | | | | | | | | | | | | | | | | |
| -4 | | | | | | | | | | | | | | | | | | | | | |
| 5-9 | | | | | | | | | | | | | | | | | | | | | |
| 10-14 | | | | | | | | | | | | | | | | | | | | | |
| 15-19 | | | | | | | | | | | | | | | | | | | | | |
| 20-24 | | | | | | | | | | | | | | | | | | | | | |
| 25-29 | | | | | | | | | | | | | | | | | | | | | |
| 30-34 | | | | | | | | | | | | | | | | | | | | | |
| . | | | | | | | | | | | | | | | | | | | | | |
| . | | | | | | | | | | | | | | | | | | | | | |
| . | | | | | | | | | | | | | | | | | | | | | |
| 80-84 | | | | | | | | | | | | | | | | | | | | | |
| 85-89 | | | | | | | | | | | | | | | | | | | | | |
| 90-94 | | | | | | | | | | | | | | | | | | | | | |
| 95- | | | | | | | | | | | | | | | | | | | | | |

Kommentar: Anlagsfinansierad produktion:
 Tabellen framställs för första halvåret samt helåret 1976 och distribueras till
 samtliga kommuner, landsting och länsstyrelser.
 Regionala nivåer: kommun, län, riket.

Uppdragsfinansierad produktion:
 Tabellen framställs för första, andra, tredje och fjärde kvartalet, för
 första och andra halvåret samt för helåret 1976.
 Regionala nivåer: församling, kommun, län.

Levande födda: Män: Kv: Summa:
 Födelseöverskott: Män: Kv: Summa:

Tabell 3: Flyttningstatistik för kommunen och dess församlingar avseende år 1976.

Län: Kommun:

| Församlingar | Flyttningsoverskott | | | | Därav Inflyttning | | | | Utflyttning | | | | | | | | | | |
|--------------|---------------------|--------------------------|-------------------------|-------------------|----------------------|-------|--------------------------|-------------------------|-------------------|------------|-------|--------------------------|-------------------------|-------------------|------------|--|--|--|--|
| | Summa | Därav mot | | | | Summa | Därav från | | | | Summa | Därav till | | | | | | | |
| | | Annan förs i egen kommun | Annan kommun i eget län | Annat län i riket | Ut-lan-det | | Annan förs i egen kommun | Annan kommun i eget län | Annat län i riket | Ut-lan-det | | Annan förs i egen kommun | Annan kommun i eget län | Annat län i riket | Ut-lan-det | | | | |
| | | | | | | | | | | | | | | | | | | | |

Kommentar: Tabellen är uppdragsfinansierad. Den framställs för första, andra, tredje och fjärde kvartalet, för första och andra halvåret samt för helåret 1976.

Tabellen redovisar maximalt 35 församlingar/sida.

Regionala nivåer: kommun med församlingsredovisning.

Kommunen totalt

Tabell 4: Flyttningsstatistik för länet och dess kommuner avseende första/andra/tredje/fjärde kvartalet 1976.

Län:

| Kommuner | Flyttningsöverskott | | | Därav Inflyttning | | | Utflyttning | | | | | |
|----------|---------------------|-------------------------|-------------------|-------------------|-------|-------------------------|-------------------|------------|-------|-------------------------|-------------------|------------|
| | Summa | Därav mot | | | Summa | Därav från | | | Summa | Därav till | | |
| | | Annan kommun i eget län | Annat län i riket | Ut-län-det | | Annan kommun i eget län | Annat län i riket | Ut-län-det | | Annan kommun i eget län | Annat län i riket | Ut-län-det |
| | | | | | | | | | | | | |

Kommentar: Tabellen är anslagsfinansierad och framställs för första, andra, tredje och fjärde kvartalet. Den distribueras till samtliga kommuner, landsting och länsstyrelser.

Regionala nivåer: län med kommunredovisning.

Länet totalt

Tabell 6: Inflyttningar under X:te halvåret/år 1976 fördelade efter specificerade utflyttningsområden, kön och ålder

| Utflyttningsområde | Kön | Ålder vid innevarande års slut | | | | | | | | | | | | | | Summa | Därav 6 år |
|------------------------------|-----|--|-----|-------|-------|-------|-------|-------|-------|-------|-------|-------|-------|-------|-------|-------|---------------|
| | | 0-4 | 5-9 | 10-14 | 15-19 | 20-24 | 25-29 | 30-34 | 35-39 | 40-44 | 45-49 | 50-54 | 55-59 | 60-64 | 65-69 | | |
| | M | Kommentar: Tabellen redovisar maximalt 12 utflyttningsområden per sida. | | | | | | | | | | | | | | | |
| | Kv | | | | | | | | | | | | | | | | |
| | S:a | Anslagsfinansierad produktion: Tabellen framställs för helåret 1976 och distribueras till samtliga kommuner och länsstyrelser. | | | | | | | | | | | | | | | |
| | M | Regionala nivåer: kommun, län. | | | | | | | | | | | | | | | |
| | Kv | | | | | | | | | | | | | | | | |
| | S:a | För kommuner redovisas som utflyttningsområden <u>samtliga</u> övriga kommuner i egna länet, <u>samtliga</u> övriga län, kommuner i övriga län, samt länder (mindre antal flyttare än 25 i en flyttningsrelation redovisas under "länet i övrigt" och under "övriga utrikes inflyttningar"). | | | | | | | | | | | | | | | |
| Övriga inrikes inflyttningar | M | | | | | | | | | | | | | | | | |
| | Kv | | | | | | | | | | | | | | | | |
| | S:a | | | | | | | | | | | | | | | | |
| Övriga utrikes inflyttningar | M | För län redovisas som utflyttningsområden <u>samtliga</u> övriga län, kommuner i övriga län, samt länder (mindre antal flyttare än 25 i en flyttningsrelation redovisas under "länet i övrigt" och under "övriga utrikes inflyttningar"). | | | | | | | | | | | | | | | |
| | Kv | | | | | | | | | | | | | | | | |
| | S:a | | | | | | | | | | | | | | | | |
| Summa inrikes inflyttningar | M | | | | | | | | | | | | | | | | |
| | Kv | Uppdragsfinansierad produktion: Tabellen framställs för första och andra halvåret samt helåret 1976. | | | | | | | | | | | | | | | |
| | S:a | | | | | | | | | | | | | | | | |
| Summa utrikes inflyttningar | M | Som önskade utflyttningsområden kan, förutom församlingar, kommuner, län och länder, i förspalten även anges "övriga kommuner", "övriga länet" samt "summa kommunen", "summa länet". | | | | | | | | | | | | | | | |
| | Kv | | | | | | | | | | | | | | | | |
| | S:a | | | | | | | | | | | | | | | | |
| Summa inflyttningar | M | Regionala nivåer: församling, kommun, län. | | | | | | | | | | | | | | | |
| | Kv | | | | | | | | | | | | | | | | |
| | S:a | | | | | | | | | | | | | | | | |

Tabell 7: Utflyttningar under X:te halvåret/år 1976 fördelade efter specificerade inflyttningsområden, kön och ålder.

| Inflyttningsområde | Kön | Ålder vid innevarande års slut | | | | | | | | | | | | | | Summa | Därav 6 år | |
|------------------------------|-----|--|----|-----|-----|-----|-----|-----|-----|-----|-----|-----|-----|-----|-----|-------|---------------|-----|
| | | 0- | 5- | 10- | 15- | 20- | 25- | 30- | 35- | 40- | 45- | 50- | 55- | 60- | 65- | | | 70- |
| | | 4 | 9 | 14 | 19 | 24 | 29 | 34 | 39 | 44 | 49 | 54 | 59 | 64 | 69 | | | |
| | M | Kommentar: Tabellen redovisar maximalt 12 inflyttningsområden per sida. | | | | | | | | | | | | | | | | |
| | Kv | | | | | | | | | | | | | | | | | |
| | S:a | <u>Anslagsfinansierad produktion:</u> Tabellen framställs för helåret 1976 och distribueras till samtliga kommuner och länsstyrelser. | | | | | | | | | | | | | | | | |
| | M | | | | | | | | | | | | | | | | | |
| | Kv | Regionala nivåer: kommun, län. | | | | | | | | | | | | | | | | |
| | S:a | | | | | | | | | | | | | | | | | |
| | . | | | | | | | | | | | | | | | | | |
| | . | För kommuner redovisas som inflyttningsområden <u>samtliga</u> övriga kommuner i egna länet, <u>samtliga</u> övriga län, kommuner i övriga län, samt länder (mindre antal flyttare än 25 i en flyttningsrelation redovisas under "länet i övrigt" och under "övriga utrikes utflyttningar"). | | | | | | | | | | | | | | | | |
| Övriga inrikes utflyttningar | M | | | | | | | | | | | | | | | | | |
| | Kv | | | | | | | | | | | | | | | | | |
| | S:a | | | | | | | | | | | | | | | | | |
| Övriga utrikes utflyttningar | M | För län redovisas som inflyttningsområden <u>samtliga</u> övriga län, kommuner i övriga län samt länder (mindre antal flyttare än 25 i en flyttningsrelation redovisas under "länet i övrigt" och under "övriga utrikes utflyttningar"). | | | | | | | | | | | | | | | | |
| | Kv | | | | | | | | | | | | | | | | | |
| | S:a | | | | | | | | | | | | | | | | | |
| Summa inrikes utflyttningar | M | | | | | | | | | | | | | | | | | |
| | Kv | <u>Uppdragsfinansierad produktion:</u> Tabellen framställs för första och andra halvåret samt helåret 1976. | | | | | | | | | | | | | | | | |
| | S:a | | | | | | | | | | | | | | | | | |
| Summa utrikes utflyttningar | M | Som önskade inflyttningsområden kan, förutom församlingar, kommuner, län och länder, i förspalten även anges "övriga kommunen", "övriga länet" samt "summa kommunen", "summa länet". | | | | | | | | | | | | | | | | |
| | Kv | | | | | | | | | | | | | | | | | |
| | S:a | | | | | | | | | | | | | | | | | |
| Summa utflyttningar | M | Regionala nivåer: församling, kommun, län. | | | | | | | | | | | | | | | | |
| | Kv | | | | | | | | | | | | | | | | | |
| | S:a | | | | | | | | | | | | | | | | | |

Tabell 8: Inflyttningar under X:te halvåret/år 1976 fördelade efter specificerade utflyttningsområden, kön och sammanräknad inkomst år 1975.

| Utflyttningsområde | Kön | Ej dekl | Sammanräknad inkomst, tkr | | | | | | | | Santliga | Summa inktagare exkl 0 | Summa ink, tkr | Medianink, tkr |
|------------------------------|----------|---------|---|---------|---------|-----------|-----------|-----------|-----------|-----------|----------|------------------------|----------------|----------------|
| | | | 0 | 0,1-4,9 | 5,0-9,9 | 10,0-14,9 | 15,0-19,9 | 20,0-29,9 | 30,0-39,9 | 40,0-59,9 | | | | |
| | M | | Kommentar: Tabellen redovisar maximalt 9 utflyttningsområden per sida. | | | | | | | | | | | |
| | Kv | | | | | | | | | | | | | |
| | Gifta kv | | | | | | | | | | | | | |
| | S:a | | Anlagesfinansierad produktion: Tabellen framställs för helåret 1976 och distribueras till samtliga kommuner och länsstyrelser. | | | | | | | | | | | |
| | M | | Regionala nivåer: kommun, län. | | | | | | | | | | | |
| | Kv | | | | | | | | | | | | | |
| | Gifta kv | | | | | | | | | | | | | |
| | S:a | | För kommuner redovisas som utflyttningsområden <u>samtliga</u> övriga kommuner i egna länet, <u>samtliga</u> övriga län, kommuner i övriga län, samt länder (mindre antal flyttare än 25 i en flyttningrelation redovisas under "länet i övrigt" och under "övriga utrikes inflyttningar"). | | | | | | | | | | | |
| Övriga inrikes inflyttningar | M | | | | | | | | | | | | | |
| | Kv | | | | | | | | | | | | | |
| | Gifta kv | | | | | | | | | | | | | |
| | S:a | | För län redovisas som utflyttningsområden <u>samtliga</u> övriga län, kommuner i övriga län, samt länder (mindre antal flyttare än 25 i en flyttningrelation redovisas under "länet i övrigt" och under "övriga utrikes inflyttningar"). | | | | | | | | | | | |
| Övriga utrikes inflyttningar | M | | | | | | | | | | | | | |
| | Kv | | | | | | | | | | | | | |
| | Gifta kv | | | | | | | | | | | | | |
| | S:a | | Uppdragsfinansierad produktion: Tabellen framställs för första och andra halvåret samt helåret 1976. | | | | | | | | | | | |
| Summa inrikes inflyttningar | M | | | | | | | | | | | | | |
| | Kv | | | | | | | | | | | | | |
| | Gifta kv | | Som önskade utflyttningsområden kan, förutom församlingar, kommuner, län och länder, i förspalten även anges "övriga kommunen", "övriga länet" samt "summa kommunen", "summa länet". | | | | | | | | | | | |
| | S:a | | | | | | | | | | | | | |
| Summa utrikes inflyttningar | M | | | | | | | | | | | | | |
| | Kv | | | | | | | | | | | | | |
| | Gifta kv | | | | | | | | | | | | | |
| | S:a | | Regionala nivåer: församling, kommun, län. | | | | | | | | | | | |
| Summa inflyttningar | M | | | | | | | | | | | | | |
| | Kv | | | | | | | | | | | | | |
| | Gifta kv | | | | | | | | | | | | | |
| | S:a | | | | | | | | | | | | | |

Tabell 9: Utflyttningar under X:te halvåret/år 1976 fördelade efter specificerade inflyttningsområden, kön och sammanräknad inkomst år 1975.

| Inflyttningsområde | Kön | Ej dekl | Sammanräknad inkomst, tkr | | | | | | | | Samtliga | Summa inktagare exkl 0 | Summa ink., tkr | Medianink., tkr |
|------------------------------|----------|---------|--|---------|---------|-----------|-----------|-----------|-----------|-----------|----------|------------------------|-----------------|-----------------|
| | | | 0 | 0,1-4,9 | 5,0-9,9 | 10,0-14,9 | 15,0-19,9 | 20,0-29,9 | 30,0-39,9 | 40,0-59,9 | | | | |
| | M | | Kommentär: Tabellen redovisar maximalt 9 inflyttningsområden per sida. | | | | | | | | | | | |
| | Kv | | | | | | | | | | | | | |
| | Gifta kv | | | | | | | | | | | | | |
| | S:a | | <u>Anlagsfinansierad produktion:</u> | | | | | | | | | | | |
| | M | | Tabellen framställs för helåret 1976 och distribueras till samtliga kommuner och länsstyrelser. | | | | | | | | | | | |
| | Kv | | | | | | | | | | | | | |
| | Gifta kv | | | | | | | | | | | | | |
| | S:a | | Regionala nivåer: kommun, län. | | | | | | | | | | | |
| | . | | | | | | | | | | | | | |
| | . | | | | | | | | | | | | | |
| | . | | För kommuner redovisas som inflyttningsområden <u>samtliga</u> övriga kommuner i egna länet, <u>samtliga</u> övriga län, kommuner i övriga län, samt länder (mindre antal flyttare än 25 i en flyttningsrelation redovisas under "länet i övrigt" och under "övriga utrikes utflyttningar"). | | | | | | | | | | | |
| Övriga inrikes utflyttningar | M | | | | | | | | | | | | | |
| | Kv | | | | | | | | | | | | | |
| | Gifta kv | | | | | | | | | | | | | |
| | S:a | | | | | | | | | | | | | |
| Övriga utrikes utflyttningar | M | | För län redovisas som inflyttningsområden <u>samtliga</u> övriga län, kommuner i övriga län samt länder (mindre antal flyttare än 25 i en flyttningsrelation redovisas under "länet i övrigt" och under "övriga utrikes utflyttningar"). | | | | | | | | | | | |
| | Kv | | | | | | | | | | | | | |
| | Gifta kv | | | | | | | | | | | | | |
| | S:a | | | | | | | | | | | | | |
| Summa inrikes utflyttningar | M | | <u>Uppdragsfinansierad produktion:</u> | | | | | | | | | | | |
| | Kv | | | | | | | | | | | | | |
| | Gifta kv | | | | | | | | | | | | | |
| | S:a | | Tabellen framställs för första och andra halvåret samt helåret 1976. | | | | | | | | | | | |
| Summa utrikes utflyttningar | M | | Som önskade inflyttningsområden kan, förutom församlingar, kommuner, län och länder, i förspalten även anges "övriga kommunen", "övriga länet" samt "summa kommunen", "summa länet". | | | | | | | | | | | |
| | Kv | | | | | | | | | | | | | |
| | Gifta kv | | | | | | | | | | | | | |
| | S:a | | | | | | | | | | | | | |
| Summa utflyttningar | M | | Regionala nivåer: församling, kommun, län. | | | | | | | | | | | |
| | Kv | | | | | | | | | | | | | |
| | Gifta kv | | | | | | | | | | | | | |
| | S:a | | | | | | | | | | | | | |

Tabell 10: Antal levande födda barn och fruktsamhetstal under år 1976 fördelade efter moderns ålder i ett- och femårsklasser.

| Län: | | Kommun: | | | Församling: | | | | | | |
|--|-----------------------------|---------|-------|------------------|---------------|--|-----------------------------|----|-------|------------------|---------------|
| Moderns ålder vid innevarande års slut (1-årsklasser) | Antal levande födda barn | | | Fruksamhet, o/oo | | Moderns ålder vid innevarande års slut (5-årsklasser) | Antal levande födda barn | | | Fruksamhet, o/oo | |
| | Män | Kv | Summa | Eget område | Hela riket | | Män | Kv | Summa | Eget område | Hela riket |
| - 14 | | | | | | 15-19 | | | | | |
| 15 | | | | | | 20-24 | | | | | |
| 16 | | | | | | 25-29 | | | | | |
| 17 | | | | | | 30-34 | | | | | |
| 18 | | | | | | 35-39 | | | | | |
| 19 | | | | | | 40-44 | | | | | |
| 20 | | | | | | 45-49 | | | | | |
| 21 | | | | | | Totalt | | | | | |
| . | | | | | | | | | | | |
| 44 | | | | | | | | | | | |
| 45 | | | | | | | | | | | |
| 46 | | | | | | | | | | | |
| 47 | | | | | | | | | | | |
| 48 | | | | | | | | | | | |
| 49- | | | | | | | | | | | |
| Totalt | | | | | | | | | | | |

Kommentar: Tabellen är uppdragsfinansierad och framställs för helåret 1976.

Regionala nivåer: församling, kommun, län.

Tabell 11: Befolkningsförändringar för kommunen och dess församlingar under första/andra/tredje/fjärde kvartalet år 1976 och folkmängd vid kvartalets slut.

Län:

Kommun:

| FÖRSAMLING(-AR) | FOLK- MANGD | BEFOLK- NINGSS- FÖRÄN- DRING | DARAV FÖDDA | DÖDA | FÖDELSE- ÖVERSKOTT | INFLYTTNING FRÅN | | | | | SUMMA | UTFLYTTNING TILL | | | | | SUMMA | FLYTT- NINGSS- NETTO | ÖVRIGA JUSTE- RINGAR |
|-----------------|----------------|---------------------------------------|----------------|------|-----------------------|--------------------------|-------------------------|-------------------|-------------|--------------------------|-------|-------------------------|-------------------|-------------|--|--|-------|----------------------------|----------------------------|
| | | | | | | ANNAN | ANNAN | ANNAT | UT- | ANNAN | | ANNAN | ANNAT | UT- | | | | | |
| | | | | | | FÖRS I EGEN KOMMUN | KOMMUN I EGET LÄN | LÄN I RIKET | LÄN- DET | FÖRS I EGEN KOMMUN | | KOMMUN I EGET LÄN | LÄN I RIKET | LÄN- DET | | | | | |

Kommentar: Tabellen är anslagsfinansierad och framställs för första, andra, tredje och fjärde kvartalet. Den distribueras till samtliga kommuner, landsting och länsstyrelser.

Regionala nivåer: Kommun med församlingsredovisning.

Kommunen totalt

Tabell 12: Befolkningsförändringar för länet och dess kommuner under första/andra/tredje/fjärde kvartalet år 1976 och folkmängd vid kvartalets slut.

Län:

| KOMMUN(-ER) | FOLK- MÄNGD | BEFOLK- NING- FÖRÄN- D- RING | DÄRAV FÖDDA | DODA | FÖDELSE- ÖVERSKOTT | INFLYTTNING FRÅN | | | | UTFLYTTNING TILL | | | | FLYTT- NING- NETTO | ÖVRIGA JUSTE- RINGAR |
|-------------|----------------|--|----------------|------|-----------------------|----------------------------------|-----------------------|--------------------|-------|----------------------------------|-----------------------|--------------------|-------|--------------------------|----------------------------|
| | | | | | | ANNAN KOMMUN I EGET LÄN | ANNAT LÄN RIKET | UT- LAN- DET | SUMMA | ANNAN KOMMUN I EGET LÄN | ANNAT LÄN RIKET | UT- LAN- DET | SUMMA | | |

Kommentar: Tabellen är anslagsfinansierad och framställs för första, andra, tredje och fjärde kvartalet. Den distribueras till samtliga kommuner, landsting och länsstyrelser.

Regionala nivåer: län med kommunredovisning.

Länet totalt

Tabell 13: Flyttningar under X:te halvåret/helåret 1976 fördelade efter kön, ålder och sammanräknad inkomst år 1975.

| Flyttningar | Kön | Ålder | Ej dekl | Sammanräknad inkomst, tkr | | | | | | | | | | Sant- liga | Summa ink- tagare exkl 0 | Summa ink, tkr | Median- ink, tkr |
|----------------|---------|-------|------------|---------------------------|------|------|-------|-------|-------|-------|-------|-------|------|---------------|-----------------------------------|----------------------|------------------------|
| | | | | 0 | 0,1- | 5,0- | 10,0- | 15,0- | 20,0- | 30,0- | 40,0- | 60,0- | 100- | | | | |
| | | | | | 4,9 | 9,9 | 14,9 | 19,9 | 29,9 | 39,9 | 59,9 | 99,9 | | | | | |
| Inflyttningar: | Män | -19 | | | | | | | | | | | | | | | |
| | | 20-34 | | | | | | | | | | | | | | | |
| | | 35-49 | | | | | | | | | | | | | | | |
| | | 50-66 | | | | | | | | | | | | | | | |
| | | 67- | | | | | | | | | | | | | | | |
| | | Summa | | | | | | | | | | | | | | | |
| | Kvinnor | -19 | | | | | | | | | | | | | | | |
| | | 20-34 | | | | | | | | | | | | | | | |
| | | 35-49 | | | | | | | | | | | | | | | |
| | | 50-66 | | | | | | | | | | | | | | | |
| | | 67- | | | | | | | | | | | | | | | |
| | | Summa | | | | | | | | | | | | | | | |
| Utflyttningar: | Män | -19 | | | | | | | | | | | | | | | |
| | | 20-34 | | | | | | | | | | | | | | | |
| | | 35-49 | | | | | | | | | | | | | | | |
| | | 50-66 | | | | | | | | | | | | | | | |
| | | 67- | | | | | | | | | | | | | | | |
| | | Summa | | | | | | | | | | | | | | | |
| | Kvinnor | -19 | | | | | | | | | | | | | | | |
| | | 20-34 | | | | | | | | | | | | | | | |
| | | 35-49 | | | | | | | | | | | | | | | |
| | | 50-66 | | | | | | | | | | | | | | | |
| | | 67- | | | | | | | | | | | | | | | |
| | | Summa | | | | | | | | | | | | | | | |

Kommentar: Tabellen är uppdragsfinansierad och framställs för första och andra halvåret samt helåret 1976.

Regionala nivåer: församling, kommun, län.

Tabell N1: Befolkningsförändringar redovisade för delområden, Ettårsklasser.

| Ålder vid tjänstgörings- års slut | Befolknings- förändring, inkl levande födda och övr justeringar | | | Därav dödsfall | | Inflyttningar absoluta tal | | | Därav fr utlandet | | Relativa tal, o/oo | | | Utflyttningar absoluta tal | | | Därav till utlandet | | Relativa tal o/oo | | | Flyttnings- överskott | | |
|---|--|----|-------|-------------------|----|-------------------------------|----|-------|----------------------|----|--------------------|----|-------|-------------------------------|----|-------|------------------------|----|-------------------|----|-------|--------------------------|----|-------|
| | Män | Kv | Summa | Män | Kv | Män | Kv | Summa | Män | Kv | Män | Kv | Summa | Män | Kv | Summa | Män | Kv | Män | Kv | Summa | Män | Kv | Summa |

TOTALT

DÄRAV

0

1

2

3

4

5

6

.

.

.

95-

Kommentarer: Tabellen kan framställas antingen för samtliga områden på en viss nivå eller för ett urval eller intervall av områden.

Tabellen omfattar tre sidor/område.

| | | | |
|-------------------|------|-----|--------|
| LEVANDE FÖDDA: | MÄN: | KV: | SUMMA: |
| FÖDELSEÖVERSKOTT: | MÄN: | KV: | SUMMA: |

Tabell N2: Flyttningar mellan delområden, övriga Sverige och utlandet.

Län:

Kommun:

| Inflyttade till | Utflyttade från | | | | | | | | | | S:a kon | 0114 | 0115 | ... Övr Sv | S:a riket | Utlandet | S:a tot |
|-----------------|-----------------|-----|-----|-----|-----|-----|--|--|--|--|---------|------|------|------------|-----------|----------|---------|
| | 101 | 102 | 103 | 104 | 105 | ... | | | | | | | | | | | |

101
102
103
104
105

·
·

Summa kommunen

Kommentarer: Som in- och utflyttningsområden kan anges: delområden på en viss nivå (Här listas då samtliga områden på denna nivå ut. Någon "övriga kommunen" finns inte), samt specificerade kommuner.

0114
0115

·
·

Övriga Sverige

Summa riket

De fasta flyttningsrelationerna är:
"Summa kommunen", "Övriga Sverige", "Summa riket", "Utlandet",
"Summa totalt".

Utlandet

Summa totalt

Tabellen är anpassad att framställas även för andra regionala nivåer, t ex kommuner och län.

Tabell N3: Flyttningar till och från delområde, fördelade efter ålder.

Län: Kommun:

| Till/Från | Flyttnings- netto | Inflyttade | | | | | | | Utflyttade | | | | | | | | | | |
|---|----------------------|------------|-------|-----|------|-------|-------|-------|------------|-----|--------|-------|-----|------|-------|-------|-------|-------|-----|
| | | Totalt | Därav | 0-6 | 7-17 | 18-24 | 25-34 | 35-44 | 45-66 | 67- | Totalt | Därav | 0-6 | 7-17 | 18-24 | 25-34 | 35-44 | 45-66 | 67- |
| Delområden på valfri nivå inom kommunen | | | | | | | | | | | | | | | | | | | |
| Övriga kommunen | | | | | | | | | | | | | | | | | | | |
| S:a kommunen | | | | | | | | | | | | | | | | | | | |
| Nanngivna kommuner | | | | | | | | | | | | | | | | | | | |
| Övriga kommuner i länet | | | | | | | | | | | | | | | | | | | |
| S:a länet | | | | | | | | | | | | | | | | | | | |
| Län | | | | | | | | | | | | | | | | | | | |
| Övriga Sverige | | | | | | | | | | | | | | | | | | | |
| S:a riket | | | | | | | | | | | | | | | | | | | |
| Utlandet | | | | | | | | | | | | | | | | | | | |
| S:a totalt | | | | | | | | | | | | | | | | | | | |

Delområden på
valfri nivå inom
kommunen

Övriga kommunen

S:a kommunen

Nanngivna kommuner

Övriga kommuner
i länet

S:a länet

Län

Övriga Sverige

S:a riket

Utlandet

S:a totalt

Kommentar: Som in- och utflyttningsområden i förspalten kan här anges:
Samtliga, ett urval eller ett intervall av områden på en viss nivå,
kommuner samt län.

De fasta flyttningsrelationerna är:
"Övriga kommunen", "Summa kommunen", "Övriga kommuner i länet",
"Summa länet", "Övriga Sverige", "Summa riket", "Utlandet"
samt "Summa totalt".

Tabell N4: Befolkningsförändringar redovisade för delområden.

Län:

Kommun:

| OMRÅDEN | FULK- MÄNGD | BEFOLK- NINGSFÖR- ÄNDRINGAR | DÄRAV | | FÖDELSE- ÖVERSKOTT | INFLYTTNING FRÅN | | | | UTFLYTTNING TILL | | | | FLYTTINGS- NETTO |
|---------|----------------|-----------------------------------|-------|------|-----------------------|----------------------|-------------------|----------|-------|----------------------|-------------------|----------|-------|---------------------|
| | | | FÖDDA | DÖDA | | DEN EGNA KOMMUNEN | ÖVRIGA SVERIGE | UTLANDET | SUMMA | DEN EGNA KOMMUNEN | ÖVRIGA SVERIGE | UTLANDET | SUMMA | |

Kommentar: Tabellen framställs för samtliga områden på en viss nivå.
Någon restpost "övriga kommunen" förekommer således ej.

Tabellen omfattar 45 områden/sida.

Summa kommunen